DSA

140

APPLICATION FOR SUBMITTAL OF POST-APPROVAL DOCUMENT

This application is for submittal of documents, after the initial approval of the project (post-approval documents), that require Division of the State Architect (DSA) review and approval.This form shall be completed by the Design Professional in General Responsible Charge of the project, in accordance with California Code of Regulations, Title 24, Part 1, Sections 4-317, 4-323 and 4-338 and in compliance with DSA IR A-6: Construction Change Document Submittal and Approval Process.

1. SUBMITTAL TYPE (Is this a resubmittal? Yes ☐ No ☒)

Deferred Submittal ☐	Addendum Number: 1	Revision Number:	CCD Number:

2. PROJECT INFORMATION

School District/Owner: Bakersfield City School District	DSA File Number: 15-6	Increment Number: 8
Project Name/School: Cesar Chavez ES 2 relocatable classrooms	DSA Application Number: 03-126208	

3. APPLICANT INFORMATION

Date Submitted: 10/30/26	Attached Pages? No ☐ Yes ☒ Number of attached pages?		
Firm Name: Integrated Designs by SOMAM Inc.	Contact Name: Sean K Parker		
Work Email: sparker@somam.com	Work Phone: (559) 436-0881		
Firm Address: 6011 N. First Street suite 130	City: Fresno	State: CA	Zip Code: 93710

4. REASON FOR SUBMITTAL (Check applicable boxes)

☒ For revision or addendum prior to construction.	☐ For a project currently under construction.

☐ For a project that has a form *DSA 301-N: Notification of Requirement for Certification* or *DSA 301-P: Posted Notification of Requirement for Certification* issued.

☐ To obtain DSA approval of an existing uncertified building or buildings.

5. DESIGN PROFESSIONAL IN GENERAL RESPONSIBLE CHARGE

Name of the Design Professional In General Responsible Charge: Curtis E. Flynn

Professional License Number: C 28966	Discipline: Architect

Statement: The attached post-approval documents have been examined by me for design intent and coordinated with the design documents. They are found to be in general conformance with the design and appear to meet the appropriate requirements of Title 24, California Code of Regulations and the project specifications. They are acceptable for incorporation into the construction of the project. This Statement shall not be construed as relieving me of my rights, duties, and responsibilities under Section 17302 and 81138 of the Education Code and Sections 4-336, 4-341 and 4-344 of Title 24, Part 1.

Signature: _____

DESIGN PROFESSIONAL IN GENERAL RESPONSIBLE CHARGE

6. CONFIRMATION, DESCRIPTION AND LISTING OF DOCUMENTS

For addenda, revisions, or CCDs: CHECK THIS BOX ☐ to confirm that *all* post-approval documents have been stamped and signed by the Responsible Design Professional listed on form *DSA 1: Application for Approval of Plans and Specifications* for this project. (For *Deferred Submittals*, refer to *IR A-18: Use of Construction Documents Prepared by Other Professionals,* and *IR A-19: Design Professional's Signature and Seal (Stamp) on Construction Documents*, when applicable, for signature and seal requirements.)

Provide a brief description of construction scope for this post-approval document (attach additional sheets if needed):

coordination between sheets, revision to demonstrate responsibility of work, revision to details, and addition of fence detail

List of DSA-approved drawings affected by this post-approval document:

C1.1, C1.2, A1.02, A1.03, A1.04, E1.00

DSA USE ONLY

SSS_____Date_____ ☐Approved ☐Disapproved ☐Not Required

Comments:_____

FLS_____Date_____ ☐Approved ☐Disapproved ☐Not Required

Comments:_____

ACS_____Date_____ ☐Approved ☐Disapproved ☐Not Required

Comments:_____

Returned	DSA STAMP
Date:	
By:	

ADDENDUM NO. 1

PROJECT MANUAL

CESAR CHAVEZ ELEMENTARY SCHOOL
2 RELOCATABLE CLASSROOMS
BAKERSFIELD CITY SCHOOL DISTRICT

Project No.: 5682.2
DSA File No. 15-6
DSA App No. 03-126208
October 29 2026







This Addendum and Addendum drawings form a part of the Contract Documents. It modifies the original Project Manual and Drawings. Bidders are required to acknowledge receipt of this Addendum in the space provided in the Bid Form. Failure to acknowledge receipt of each addendum may subject bidder to disqualification.

DRAWINGS

CIVIL

1-01 **SHEET C1.1 – GRADING PLAN CLASSROOM & PATH OF TRAVEL:** Revise drawing C1.1, note clouded areas and deltas for changes.

1-02 **SHEET C1.2 – GRADING PALN PATH OF TRAVEL:** Revise drawing C1.2, note clouded areas and deltas for changes.

ARCHITECUTURAL

1-03 **SHEET A1.02 – ENLARGED DEMOLITION SITE PLAN:** Revise drawing A1.02, note clouded areas and deltas for changes.

1-04 **SHEET A1.03 – ENLARGED SITE PLAN:** Revise drawing A1.03, note clouded areas and deltas for changes.

1-05 **SHEET A1.04 – SITE DETAILS:** Revise drawing A1.04, note clouded areas and deltas for changes.

ELECTRICAL

1-06 **SHEET E1.00 – FIRE ALARM PLANS:** Revise drawing E1.00, note clouded areas and deltas for changes.

END ADDENDUM NO. 1

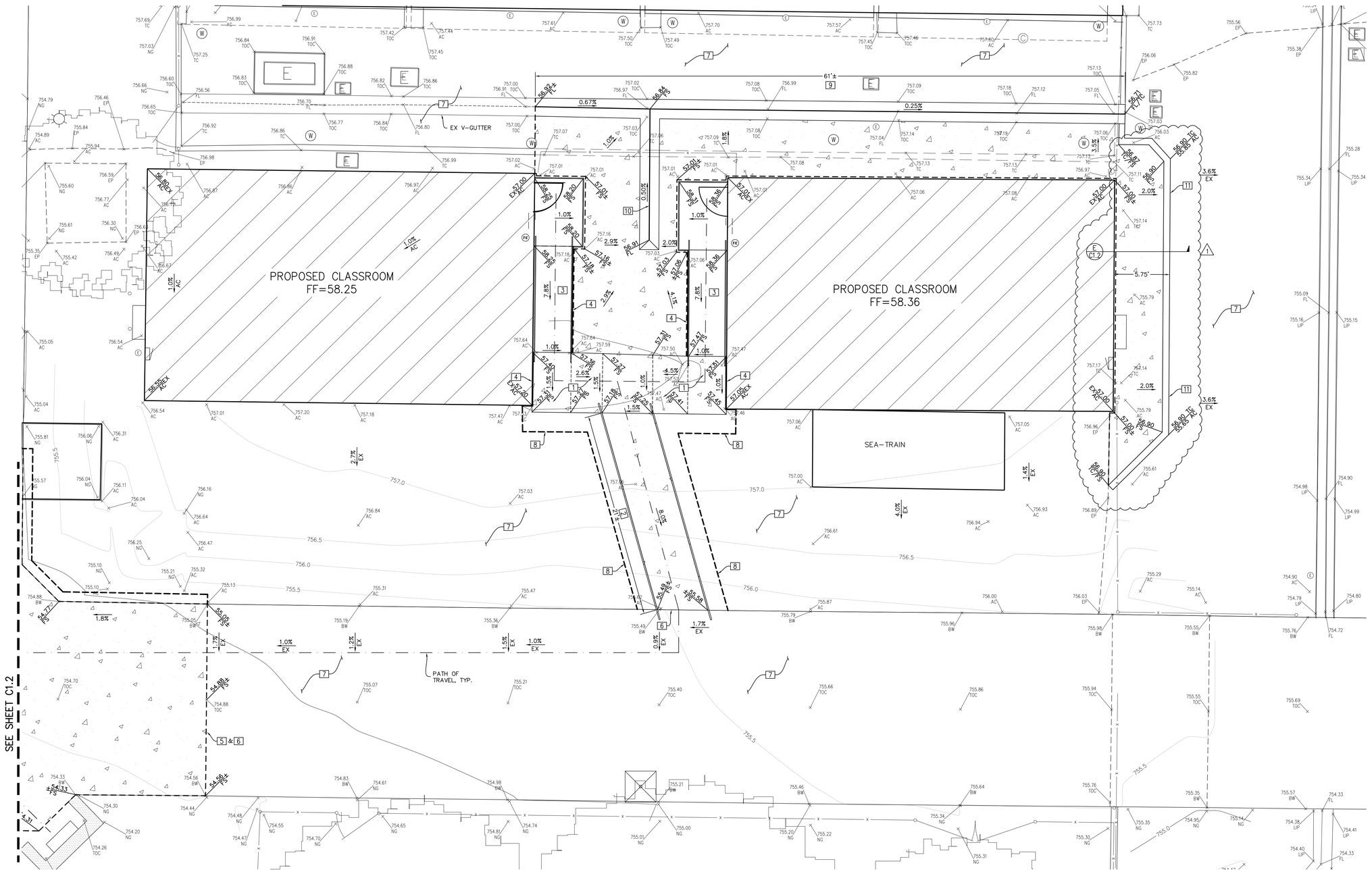

GRADING CONSTRUCTION NOTES

A — REMOVE EXISTING CONCRETE OR ASPHALT PAVEMENT AND REPLACE MINIMUM 4" THICK CONCRETE WALK PER ARCHITECTURAL PLANS. COMPACT MINIMUM 6" OF SUB–GRADE TO 90% MAX DENSITY. PROVIDE MINIMUM 4' WIDE PATH OF TRAVEL WITH 2% CROSS SLOPE AND 5% SLOPE IN THE DIRECTION OF TRAVEL.

1. CONSTRUCT MINIMUM 4" THICK CONCRETE WALK PER ARCHITECTURAL PLANS. COMPACT MINIMUM 6" OF SUB–GRADE TO 90% MAX DENSITY.
2. CONSTRUCT ACCESSIBLE RAMP PER ARCHITECTURAL PLANS.
3. CONSTRUCT ACCESSIBLE RAMP PER BUILDING MANUFACTURER PLANS.
4. INSTALL GALVANIZED FLASHING PER DETAIL (A/C1.2).
5. SAWCUT TO NEAT, CLEAN VERTICAL FACE AT NEAREST CONTROL JOINT.
6. MATCH EXISTING SIDEWALK GRADE.
7. EXISTING ASPHALT OR CONCRETE TO REMAIN, PROTECT IN PLACE.
8. SAWCUT ASPHALT AND PATCH BACK WITH 3" MIN AC 12" OVER 4" MIN AGGREGATE BASE OVER MIN NAT. GRD. COMPACTED TO 90% MAX DENSITY.

GRADING CONSTRUCTION NOTES CONT.

9. REMOVE EXISTING V–GUTTER AND CONSTRUCT 2' WIDE V–GUTTER PER DETAIL (B/C1.2).
10. CONSTRUCT 2' WIDE V–GUTTER PER DETAIL (C/C1.2).
11. CONSTRUCT RETAINING CURB PER DETAIL (D/C1.2).

NOTES:

1. SEE ARCHITECTURAL SITE PLAN FOR ALL DIMENSIONS NOT SHOWN.
2. SEE ARCHITECTURAL PLANS FOR DEMOLITION PLAN.
3. CONTRACTOR SHALL PROTECT ALL EXISTING IMPROVEMENTS, UNDERGROUND UTILITIES, ETC. TO REMAIN IN PLACE AND SHALL REPAIR ANY DAMAGES DURING CONSTRUCTION ACTIVITIES. ADJUST ALL UTILITY BOXES TO REMAIN TO FINISH GRADE.
4. EXISTING UTILITIES ARE SHOWN BASED ON AVAILABLE RECORDS PROVIDED BY OWNER.
5. CONTRACTOR SHALL VERIFY LOCATION AND DEPTHS OF UTILITIES PRIOR TO CONSTRUCTION AND NOTIFY ENGINEER OF ANY CONFLICTS.
6. COORDINATE IRRIGATION REMOVAL/RELOCATION WITH OWNER.

ABBREVIATIONS

TYPICAL ALL SHEETS UNLESS SUPERSEDED BY SHEET DEFINITION

EX	EXISTING	~	ON THIS SHEET
FG	FINISHED GROUND	MAX	MAXIMUM
FS	FINISHED SURFACE	MIN	MINIMUM
FP	FINISHED PAD	TYP	TYPICAL
FF	FINISHED FLOOR	EL or ELEV	ELEVATION
NG or OG	NATURAL/ORIGINAL GROUND	BDRY	BOUNDARY
EP	EDGE OF ASPHALT CONCRETE PAVEMENT	SF	SQUARE FEET
AC	TOP OF ASPHALT CONCRETE PAVEMENT	LF	LINEAR FEET
AB	AGGREGATE BASE	EA	EACH
CL	CENTERLINE	CY	CUBIC YARDS
FL	FLOWLINE	ESMT	EASEMENT
GB	GRADE BREAK	RW	RIGHT–OF–WAY
TOG	TOP OF GRATE/CATCH BASIN INLET	SD	STORM DRAIN
TOC	TOP OF CONCRETE	CB	CATCH BASIN
CONC	CONCRETE	SWR	SANITARY SEWER
BW	BACK OF SIDEWALK	MH	MANHOLE
TC	TOP OF CURB	WTR	WTR
±	MATCH EXISTING	G	GAS
		REQ'D	REQUIRED

TOPOGRAPHIC SURVEY LEGEND:

- EDGE OF PAVEMENT
- STREET CENTERLINE
- STREET RIGHT–OF–WAY/PROPERTY LINE
- EXISTING CHAIN–LINK FENCE
- E — ELECTRICAL BOX
- Ⓔ — ELECTRICAL GROUND ROD
- Ⓒ — SEWER CLEANOUT
- I — IRRIGATION BOX
- Ⓦ — WATER VALVE
- I — WATER BOX
- Ⓖ — GAS VALVE
- STREET SIGN
- DRAIN GRATE WITH ELEVATION
- TREE (SIZE VARIES)
- FIRE HYDRANT
- LIGHT STANDARD

BENCHMARK

TOP OF CONCRETE MONUMENT AT THE CENTERLINE INTERSECTION OF MESA MARIN DRIVE AND RAINWATER LANE

ELEVATION= 750.00 (ASSUMED)

NORTH

SCALE: 1"=5'
0 2.5 5 10

PORTER & ASSOCIATES, INC.
ENGINEERING & SURVEYING
4733 Centennial Plaza Way, Suite A
Bakersfield, California 93301
661.327.0362

Owner:

BAKERSFIELD CITY SCHOOL DISTRICT
1300 BAKER ST
BAKERSFIELD, CA 93305

Project Name:

2 RELOCATABLE CLASSROOMS

Project Address:

CESAR CHAVEZ ELEMENTARY SCHOOL
4201 MESA MARIN DR.
BAKERSFIELD, CA 93306

integrated designs
by SOMAM, Inc.

ARCHITECTURE
ENGINEERING
INTERIOR DESIGN

6011 N. FRESNO STREET, SUITE 130
FRESNO CALIFORNIA 93710
P:(559) 436-0881 F:(559) 436-0887
E: design@somam.com
integrateddesigns.com

Ownership of Documents
This document, the ideas and designs incorporated herein, as an instrument of Professional Service is the property of Integrated Designs by SOMAM Inc. and is not to be used, in whole or in part for any other project without written authorization.
© COPYRIGHT 2025

Stamp:

REGISTERED PROFESSIONAL ENGINEER
FRED W. PORTER II
RCE 74059
CIVIL
STATE OF CALIFORNIA

Sheet Title:

GRADING PLAN CLASSROOMS & PATH OF TRAVEL

Job No.: **5682.2**

Sheet No.: **C1.1**

Release: ADDENDUM 1 (1) 10/28/26

J:\3410\Grading Plan\Phase 2\dwg MATTHEW CARSON 10/29/26

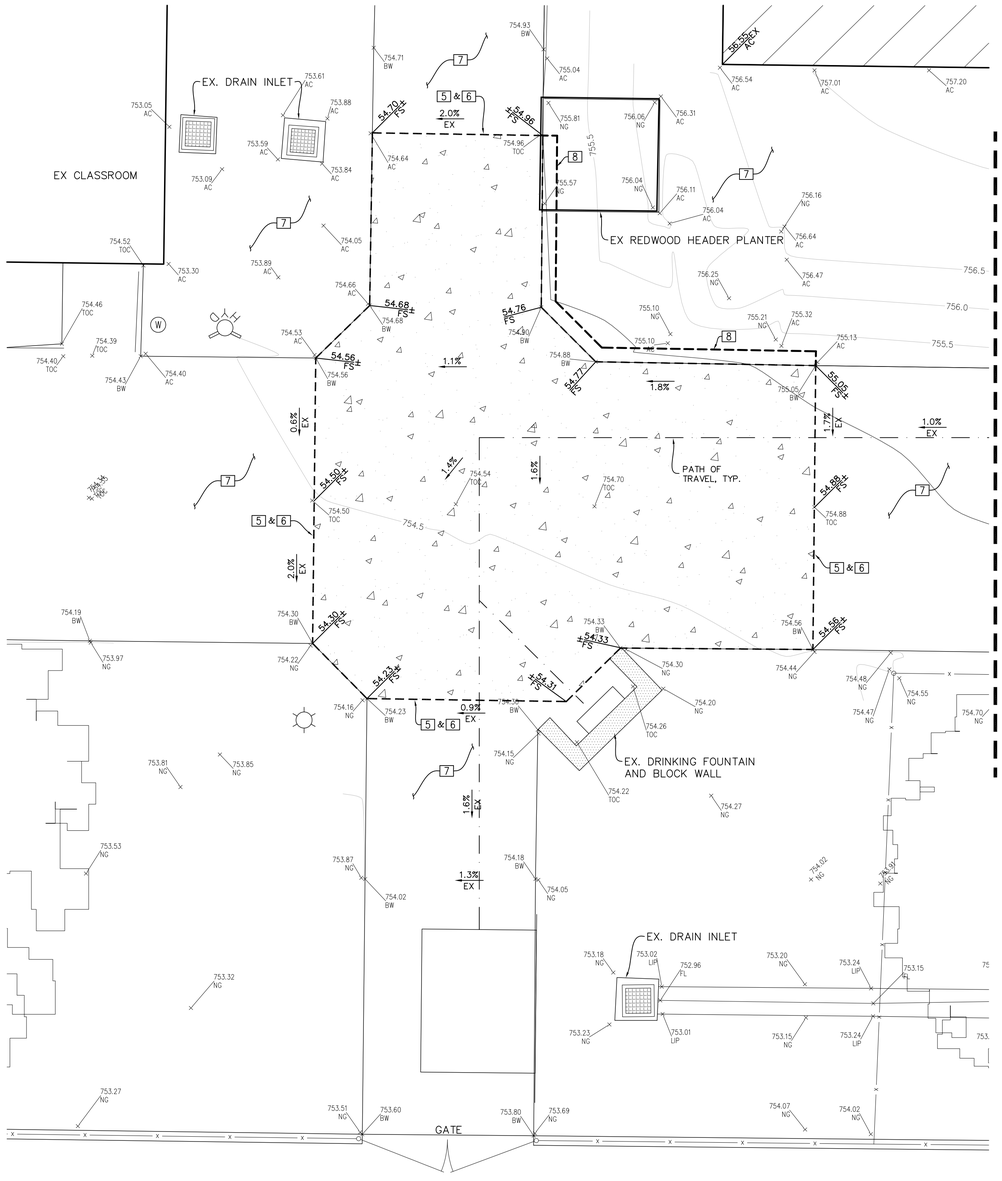

GRADING CONSTRUCTION NOTES

REMOVE EXISTING CONCRETE OR ASPHALT PAVEMENT AND REPLACE MINIMUM 4" THICK CONCRETE WALK PER ARCHITECTURAL PLANS. COMPACT MINIMUM 6" OF SUB-GRADE TO 90% MAX DENSITY. PROVIDE MINIMUM 4' WIDE PATH OF TRAVEL WITH 2% CROSS SLOPE AND 5% SLOPE IN THE DIRECTION OF TRAVEL.

1. CONSTRUCT MINIMUM 4" THICK CONCRETE WALK PER ARCHITECTURAL PLANS. COMPACT MINIMUM 6" OF SUB-GRADE TO 90% MAX DENSITY.
2. CONSTRUCT ACCESSIBLE RAMP PER ARCHITECTURAL PLANS.
3. CONSTRUCT ACCESSIBLE RAMP PER BUILDING MANUFACTURER PLANS.
4. INSTALL GALVANIZED FLASHING PER DETAIL A/C1.2.
5. SAWCUT TO NEAT, CLEAN VERTICAL FACE AT NEAREST CONTROL JOINT.
6. MATCH EXISTING SIDEWALK GRADE.
7. EXISTING ASPHALT OR CONCRETE TO REMAIN, PROTECT IN PLACE.
8. SAWCUT ASPHALT AND PATCH BACK WITH 3" MIN AC 12" OVER 4" MIN AGGREGATE BASE OVER MIN NAT. GRD. COMPACTED TO 90% MAX DENSITY.
9. REMOVE EXISTING V-GUTTER AND CONSTRUCT 2' WIDE V-GUTTER PER DETAIL B/C1.2.
10. CONSTRUCT 2' WIDE V-GUTTER PER DETAIL C/C1.2.
11. CONSTRUCT RETAINING CURB PER DETAIL D/C1.2.

NOTES:

1. SEE ARCHITECTURAL SITE PLAN FOR ALL DIMENSIONS NOT SHOWN.
2. SEE ARCHITECTURAL PLANS FOR DEMOLITION PLAN.
3. CONTRACTOR SHALL PROTECT ALL EXISTING IMPROVEMENTS, UNDERGROUND UTILITIES, ETC. TO REMAIN IN PLACE AND SHALL REPAIR ANY DAMAGES DURING CONSTRUCTION ACTIVITIES. ADJUST ALL UTILITY BOXES TO REMAIN TO FINISH GRADE.
4. EXISTING UTILITIES ARE SHOWN BASED ON AVAILABLE RECORDS PROVIDED BY OWNER.
5. CONTRACTOR SHALL VERIFY LOCATION AND DEPTHS OF UTILITIES PRIOR TO CONSTRUCTION AND NOTIFY ENGINEER OF ANY CONFLICTS.
6. COORDINATE IRRIGATION REMOVAL/RELOCATION WITH OWNER.

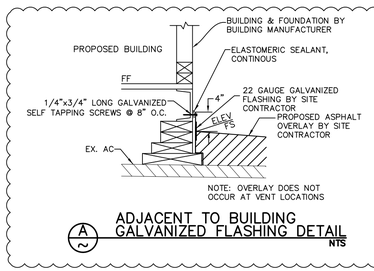

A ADJACENT TO BUILDING GALVANIZED FLASHING DETAIL NTS

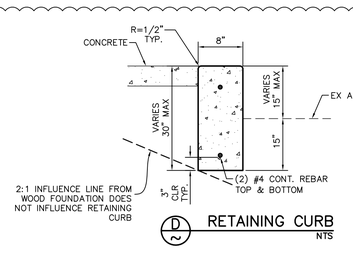

D RETAINING CURB NTS

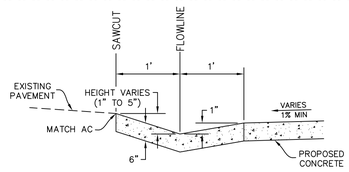

B 2' WIDE CONCRETE "V" GUTTER NTS

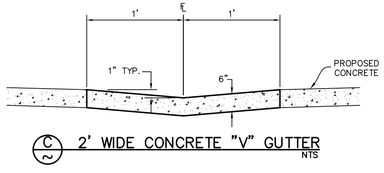

C 2' WIDE CONCRETE "V" GUTTER NTS

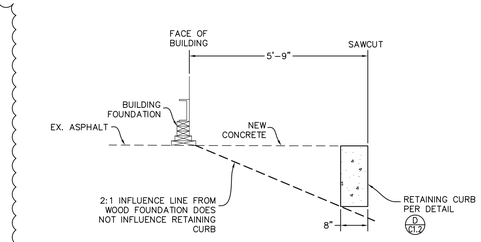

E TYPICAL SECTION NTS

TOPOGRAPHIC SURVEY LEGEND:

- EDGE OF PAVEMENT
- STREET CENTERLINE
- STREET RIGHT-OF-WAY/PROPERTY LINE
- EXISTING CHAIN-LINK FENCE
- ELECTRICAL BOX
- ELECTRICAL GROUND ROD
- SEWER CLEANOUT
- IRRIGATION BOX
- WATER VALVE
- WATER BOX
- GAS VALVE
- STREET SIGN
- DRAIN GRATE WITH ELEVATION
- TREE (SIZE VARIES)
- FIRE HYDRANT
- LIGHT STANDARD

BENCHMARK

TOP OF CONCRETE MONUMENT AT THE CENTERLINE INTERSECTION OF MESA MARIN DRIVE AND RAINWATER LANE

ELEVATION= 750.00 (ASSUMED)

NORTH

SCALE: 1"=5'

0 2.5 5 10

PORTER & ASSOCIATES, INC.
ENGINEERING & SURVEYING
4733 Centennial Plaza Way, Suite A
Bakersfield, California 93301
661.327.0362

J:\3410\Grading Plan\Phase 2\dwg MATTHEW CARSON 10/29/26

Owner:

BAKERSFIELD CITY SCHOOL DISTRICT
1300 BAKER ST
BAKERSFIELD, CA 93305

Project Name:

2 RELOCATABLE CLASSROOMS

Project Address:

CESAR CHAVEZ ELEMENTARY SCHOOL
4201 MESA MARIN DR.
BAKERSFIELD, CA 93306

integrated designs
by SOMAM, Inc.

ARCHITECTURE
ENGINEERING
INTERIOR DESIGN

6011 N. FRESNO STREET, SUITE 130
FRESNO CALIFORNIA 93710
P:(559) 436-0881 F:(559) 436-0887
E: design@somam.com
integrateddesigns.com

Ownership of Documents
This document, the ideas and designs incorporated herein, as an instrument of Professional Service is the property of Integrated Designs by SOMAM Inc. and is not to be used, in whole or in part for any other project without written authorization.
© COPYRIGHT 2025

Stamp:

REGISTERED PROFESSIONAL ENGINEER
FRED W. PORTER
RCE 74059
CIVIL
STATE OF CALIFORNIA

Sheet Title:

GRADING PLAN PATH OF TRAVEL

Job No.: **5682.2**

Sheet No.: **C1.2**

Release: ADDENDUM 1 (1) 10/28/26

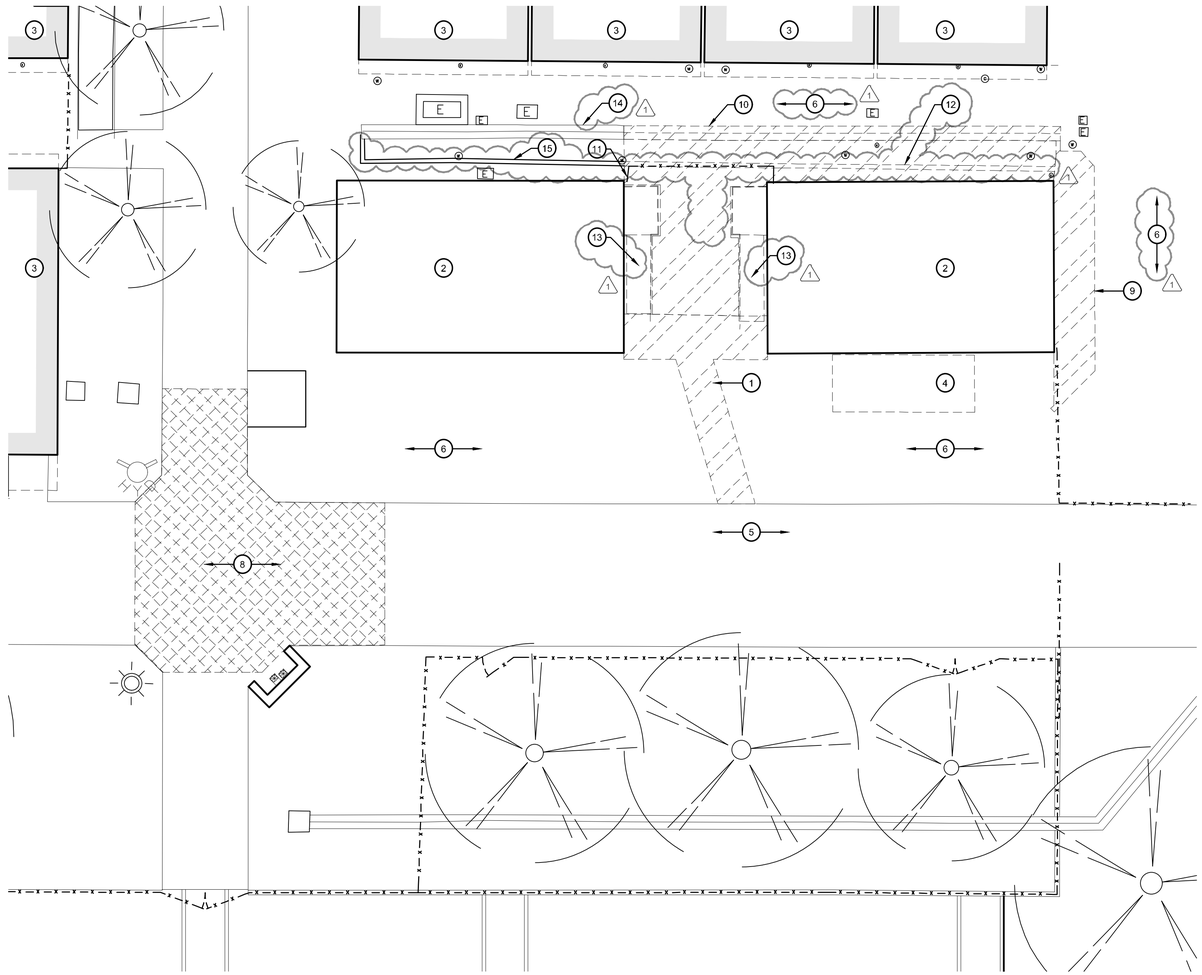

ENLAGED DEMOLITION SITE PLAN

2 RELOCATABLE CLASSROOM

SCALE: 1" = 10'

KEY NOTES

1. REMOVE (E) AC PAVING AS NEEDED FOR NEW WORK. SEE CIVIL 1
2. (E) NON-APPROVED PORTABLE BUILDING TO BE APPROVED IN PLACE
3. (E) BUILDING NO WORK
4. (E) SEA TRAIN TO BE REMOVED BY OWNER
5. (E) SIDEWALK TO REMAIN
6. (E) AC PAVING TO REMAIN
7. NOT USED 1
8. REMOVE (E) CONCRETE SIDEWALK
9. REMOVE (E) AC PAVING AS NECESSARY FOR (N) CONC. CURB
10. SAW CUT & REMOVE (E) VALLEY GUTTER
11. (E) CHAINLINK FENCE TO BE REMOVED
12. SAW CUT AND REMOVED (E) CURB
13. (E) METAL RAMP TO BE REMOVED BY OWNER
14. (E) VALLEY GUTTER TO REMAIN
15. (E) CURB TO REMAIN 1

GENERAL NOTES

A. DETERIORATION OR EXISTING NON-COMPLIANT CONSTRUCTION:

IF ANY CONDITION IS DISCOVERED WHICH, IF LEFT UNCORRECTED, WOULD MAKE THE BUILDING NON-COMPLIANT WITH THE REQUIREMENTS OF THE EDITION OF THE CBC IN FORCE AT THE TIME OF ORIGINAL CONSTRUCTION, THE CONDITION MUST BE CORRECTED IN ACCORDANCE WITH CURRENT CODE REQUIREMENTS. A C.C.D. OR A SEPARATE SET OF PLANS AND SPECIFICATIONS DETAILING AND SPECIFYING THE REQUIRED REPAIR WORK SHALL BE SUBMITTED TO AND APPROVED BY DSA BEFORE PROCEEDING WITH THE REPAIR WORK.

*PER DSA IR 16-1, SEC. 5.4

B. CONTRACTOR SHALL ADJUST ALL DOOR CLOSERS TO A MAXIMUM OPENING FORCE OF 5 LBF

C. ALL IRRIGATION WITHIN THE AREA OF CONSTRUCTION TO BE REMOVED, REROUTED, ALTERED AND/OR REINSTALLED AS REQUIRED TO PROVIDE COMPLETE AND ADEQUATE COVERAGE FOR THE REMAINING LANDSCAPED AREAS

D. INTERIOR FINISHES TO REMAIN UNLESS NOTED OTHERWISE PATCH AND REPAIR ANY FINISHES DISTURBED BY CONSTRUCTION TO MATCH EXISTING ADJACENT FINISHES.

LEGEND

- NEW BUILDINGS UNDER THIS APPLICATION
- REMOVE (E) AC PAVING
- PATH TO PUBLIC RIGHT OF WAY
- ACCESSIBLE PATH OF TRAVEL
- PROPERTY LINE
- W (E) WATER LINE
- E (E) ELECTRICAL LINE

Owner:

BAKERSFIELD CITY SCHOOL DISTRICT
1300 BAKER ST
BAKERSFIELD, CA 93305

Project Name:

2 RELOCATABLE CLASSROOM

Project Address:

CESAR CHAVEZ ELEMENTARY SCHOOL
4201 MESA MARIN DR.
BAKERSFIELD, CA 93306

integrated designs
by SOMAM, Inc.

ARCHITECTURE ENGINEERING INTERIOR DESIGN

6011 N. FRESNO STREET, SUITE 130
FRESNO CALIFORNIA 93710
P:(559) 436-0881 F:(559) 436-0887
E: design@somam.com
integrateddesigns.com

Ownership of Documents
This document, the ideas and designs incorporated herein, as an instrument of Professional Service is the property of Integrated Designs by SOMAM Inc. and is not to be used, in whole or in part for any other project without written authorization.
© COPYRIGHT 2025

Stamp:

LICENSED ARCHITECT
CURTIS E FLYNN
No. C 28866
REN. 5-31-27
STATE OF CALIFORNIA

Sheet Title:

ENLAGED DEMOLITION SITE PLAN

Job No.: **5682.2**

Sheet No.: **A1.02**

Release: ADDENDUM 01 1 10/28/26

G:\2026frs\26-5682.2 BCSD CESAR CHAVEZ E.S. 2 RELOCATABLE CR BLDG\Sheets SEAN PARKER 10/29/26

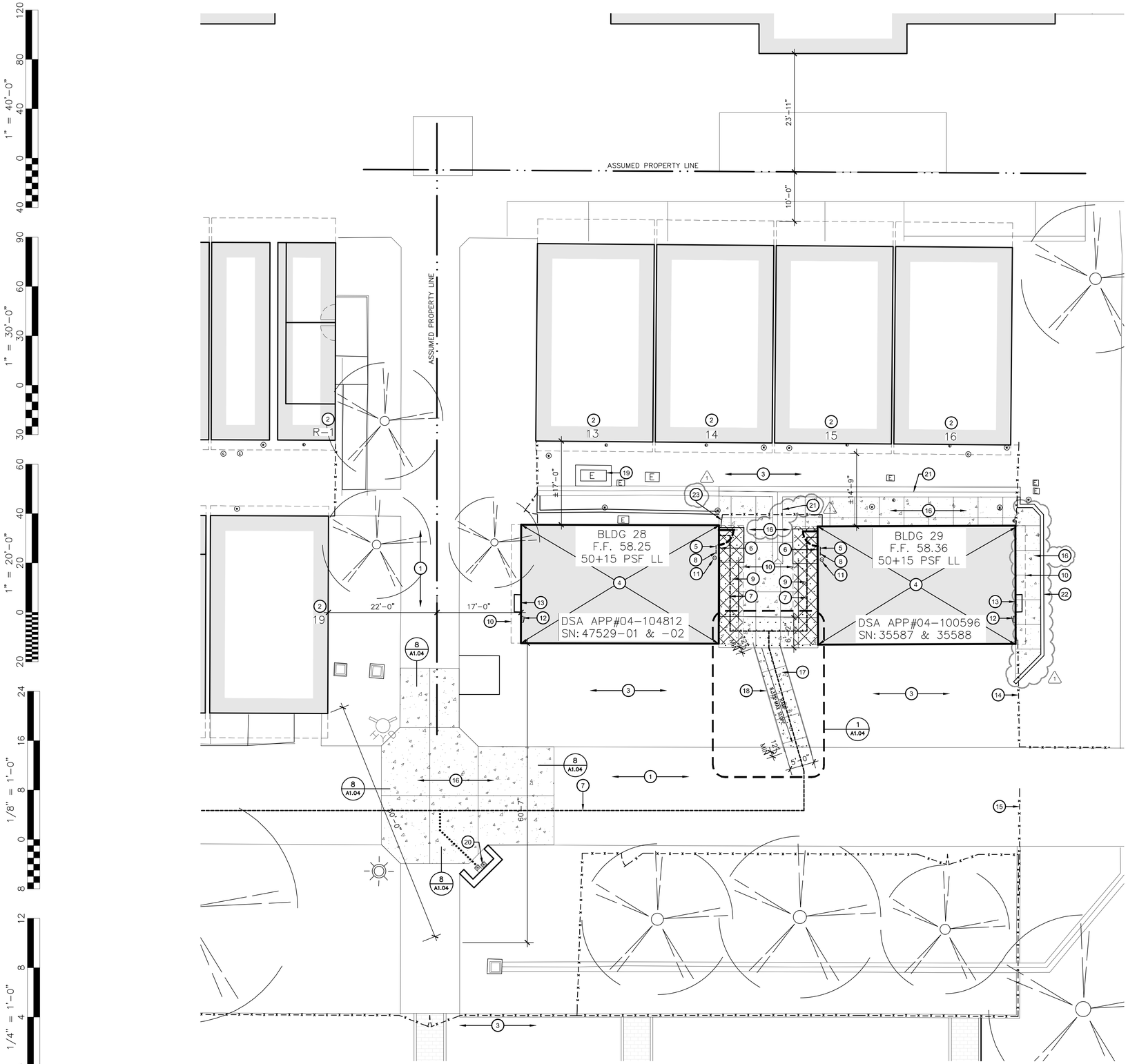

ENLARGED SITE PLAN

2 RELOCATABLE CLASSROOM

SCALE: 1" = 10'

GENERAL NOTES

A. DETERIORATION OR EXISTING NON-COMPLIANT CONSTRUCTION:

IF ANY CONDITION IS DISCOVERED WHICH, IF LEFT UNCORRECTED, WOULD MAKE THE BUILDING NON-COMPLIANT WITH THE REQUIREMENTS OF THE EDITION OF THE CBC IN FORCE AT THE TIME OF ORIGINAL CONSTRUCTION, THE CONDITION MUST BE CORRECTED IN ACCORDANCE WITH CURRENT CODE REQUIREMENTS. A C.C.D. OR A SEPARATE SET OF PLANS AND SPECIFICATIONS DETAILING AND SPECIFYING THE REQUIRED REPAIR WORK SHALL BE SUBMITTED TO AND APPROVED BY DSA BEFORE PROCEEDING WITH THE REPAIR WORK.

*PER DSA IR 16-1, SEC. 5.4

B. CONTRACTOR SHALL ADJUST ALL DOOR CLOSERS TO A MAXIMUM OPENING FORCE OF 5 LBF.

C. FIRE ALARM AT THE EXISTING BUILDINGS: EXISTING CLASSROOMS WILL HAVE DESKS, FURNITURE, AND SUPPLIES IN PLACE DURING THE FIRE ALARM DEMO AND INSTALLATION. THE GENERAL CONTRACTOR IS RESPONSIBLE FOR PROTECTING DESKS, FURNITURE, AND SUPPLIES DURING CONSTRUCTION ACTIVITIES. THE CONTRACTOR IS RESPONSIBLE FOR REMOVING AND REPLACING CEILING TILES REQUIRED TO PERFORM THE WORK.

D. OWNER WILL PROVIDE NEW MANUFACTURED RAMPS AND RAILINGS.

1

HARDSCAPE AREA SHADING	
TOTAL SQUARE FOOTAGE OF HARDSCAPE AREA:	373 S.F.
REQUIRED SQUARE FOOTAGE OF HARDSCAPE AREA SHADED (20%):	75 S.F.
ADJACENT BUILDING OVERHANGS:	244 S.F.
PERCENTAGE OF HARDSCAPE AREA SHADED:	65%

SHADING LEGEND

HARDSCAPE AREA

HARDSCAPE SHADE PROVIDED BY ADJACENT BUILDING OVERHANGS

KEY NOTES

1. (E) SIDEWALK TO REMAIN.
2. (E) BUILDING TO REMAIN. NO WORK.
3. (E) A.C. PAVING TO REMAIN. NO WORK.
4. (N) PORTABLE CLASSROOM BUILDINGS FROM STOCKPILE ON RAISED WOOD FOUNDATIONS APPROVED IN PLACE. W/ (N) METAL RAMP SUPPLIED BY MANUFACTURER. SEE ELECTRICAL DRAWINGS FOR POWER, DATA, FIRE ALARM, & LOW VOLTAGE SCOPE OF WORK. 1
5. (N) TACTILE EXIT SIGN, -PER 2/A1.05
6. (N) ROOM IDENTIFICATION , -PER 3/A1.05. AND ISA SIGN PER 5/A1.05
7. ACCESSIBLE PATH OF TRAVEL PER THIS APPLICATION. SEE ACCESSIBILITY NOTES, -SEE SHEET A1.00.
8. (N) ALS SIGN, -SEE 5/A1.04 AND ALS SYSTEM NOTES FOR REQUIREMENTS.
9. (N) METAL RAMP, -SEE MANUFACTURER'S PC DRAWINGS TO BE PROVIDED & INSTALLED BY BUILDING MANUFACTURER & SCHOOL DISTRICT 1
10. ROOF OVERHANG.
11. (E) 2A:10BC FIRE EXTINGUISHER ON WALL BRACKET.
12. PORTABLE CLASSROOM ELECTRICAL PANEL.
13. PORTABLE CLASSROOM HEAT PUMP.
14. (E) CHAINLINK FENCE TO REMAIN
15. (E) CHAINLINK GATE TO REMAIN
16. (N) CONCRETE SIDEWALK
17. (N) CONCRETE RAMP
18. (N) HANDRAILS
19. (E) TRANSFORMER
20. (E) ACCESSIBLE DRINKING FOUNTAIN
21. (N) CONC. VALLEY GUTTER - SEE CIVIL
22. (N) CONC. CURB - SEE CIVIL
23. (N) CHAIN LINK GATE, -PER 15/A1.04 1

DSA NOTES

A. SITE PROJECT INSPECTOR SHALL VERIFY COMPLETED IN-PLANT INSPECTOR INSPECTION CARD/VERIFIED REPORT (DSA 152-IPI) FOR EACH RELOCATABLE BUILDING BEFORE INSTALLING ON SITE.

Path of Travel, Technical Requirements for Accessible Route

B. "Accessible Path of travel as indicated on plan is a barrier-free access route without abrupt level changes exceeding ½" if beveled at 1:2 maximum slope or vertical level changes not exceeding ¼" maximum and at least 48" in width. Surface is stable, firm, and slip-resistant. Cross-slope shall not be steeper than 1:48 and slope in the direction of travel shall not be steeper than 1:20. Accessible path of travel shall be maintained free of overhanging obstructions to 80" minimum and free of objects protruding more than 4" from the wall, above 27" and less than 80" above the floor. Architect shall verify that there are no barriers in the path of travel."

ALS SYSTEM

ASSISTIVE LISTENING SYSTEM (ALS):

1. PROVIDE A SET OF PORTABLE ALS WITH A TRANSMITTER AND A MINIMUM OF TWO HEARING-AID COMPATIBLE RECEIVERS.

   PER CBC 2019, 11B-219.
   960S.F. / 20 (OCCUPANT LOAD) = 48
   48 x 4% = 1.92 ALS DEVICES REQUIRED (OR 2 MIN.).

2. THE SYSTEM SHALL BE STORE IN THE SCHOOL ADMINISTRATION OFFICE UNTIL REQUESTED FOR USE.

3. SPECIFY THE ALS TYPE AND THAT THE SYSTEM SHALL BE CAPABLE OF INTERFACING WITH THE VOCE AMPLIFICATION SYSTEMS AND ANY MEDIA PROGRAM AUDI SYSTEM INSTALLED, AND SHALL COMPLY WITH CBC SECTIONS 11B-219 AND 11B-706.

4. SYSTEM SHALL INCLUDE: ANCHOR AUDIOASSISTIVE LISTENING PACKAGE #AL-9000: 16 CHANNEL TRANSMITTER, DC POWER SUPPLY, 4 BELT PACK RECEPTACLES WITH EAR BUDS WITH NECK LOOPS, WIRELESS MICROPHONE & BATTERY CHARGER, OR EQUAL..

SERIAL NUMBER SCHEDULE

CLSRM	STKP #	SERIAL #
28	67	47529-01/02
29	37	35587-35588

LEGEND

EXISTING BUILDING TO REMAIN (NO WORK)

NEW PORTABLE BUILDING UNDER THIS APPLICATION

ACCESSIBLE PATH OF TRAVEL, THIS APPLICATION

Owner:

BAKERSFIELD CITY SCHOOL DISTRICT
1300 BAKER ST
BAKERSFIELD, CA 93305

Project Name:

2 RELOCATABLE CLASSROOM

Project Address:

CESAR CHAVEZ ELEMENTARY SCHOOL
4201 MESA MARIN DR.
BAKERSFIELD, CA 93306

integrated designs
by SOMAM, Inc.

ARCHITECTURE
ENGINEERING
INTERIOR DESIGN

6011 N. FRESNO STREET, SUITE 130
FRESNO CALIFORNIA 93710
P:(559) 436-0881 F:(559) 436-0887
E: design@somam.com
integrateddesigns.com

Ownership of Documents

This document, the ideas and designs incorporated herein, as an instrument of Professional Service is the property of Integrated Designs by SOMAM Inc. and is not to be used, in whole or in part for any other project without written authorization.

© COPYRIGHT 2025

Stamp:

LICENSED ARCHITECT
CURTIS E. LEVIN
No. C 28944
REN. 5-31-27
STATE OF CALIFORNIA

Sheet Title:

ENLARGED SITE PLAN

Job No.:

5682.2

Sheet No.:

A1.03

Release: ADDENDUM 01 1 10/28/26

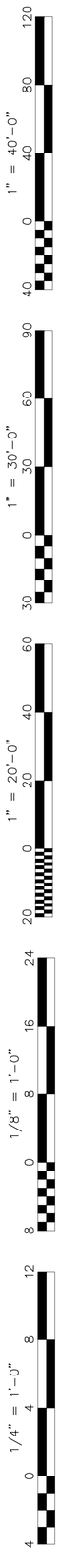

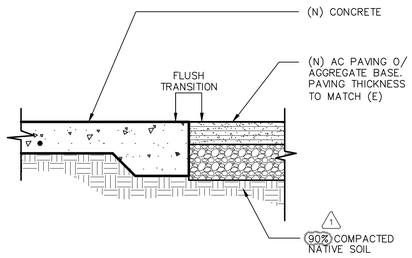

9 / A1.04 (N) CONC WALK TO (N) AC PAVING
ADS100-27 SCALE: 1 1/2" = 1'-0"

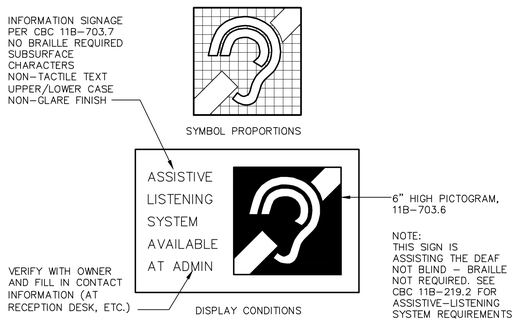

5 / A1.04 INTERNATIONAL SYMBOL OF ACCESS FOR HEARING IMPAIRED
ADA200-05 SCALE: 3" = 1'-0"

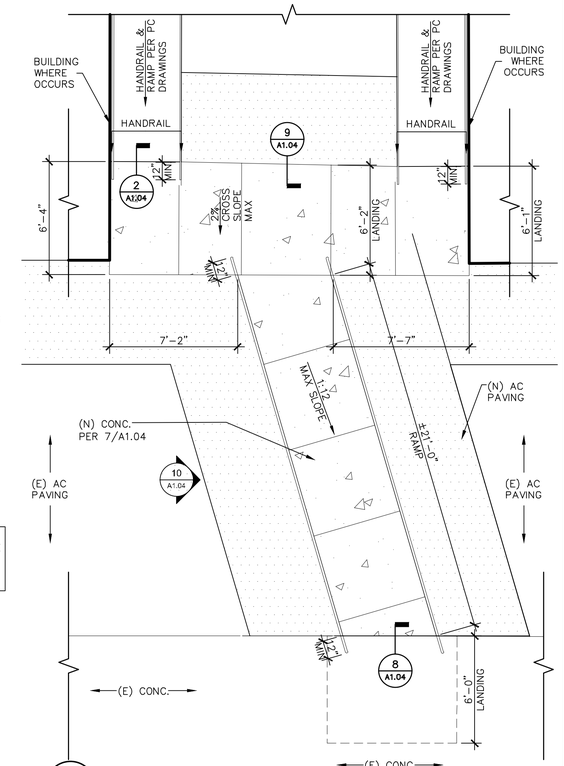

1 / A1.04 AC RAMP TRANSITION
ADA000-03 SCALE: 1/4" = 1'-0"

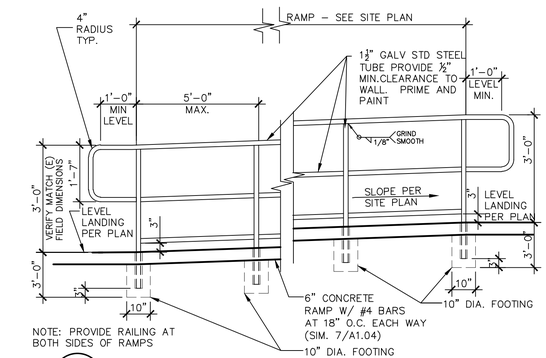

10 / A1.04 RAMP HAND RAIL (SIMILAR AT LEVEL RAILING)
ADE110-01 SCALE: 1/2" = 1'-0"

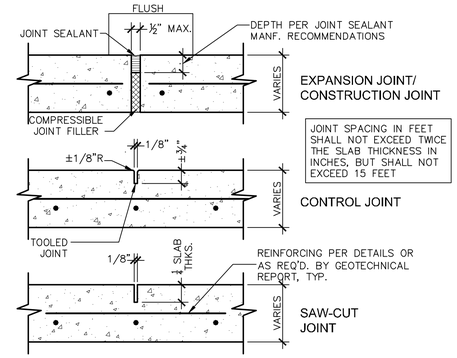

6 / A1.04 CONCRETE JOINTS
ADS110-01 SCALE: 3" = 1'-0"

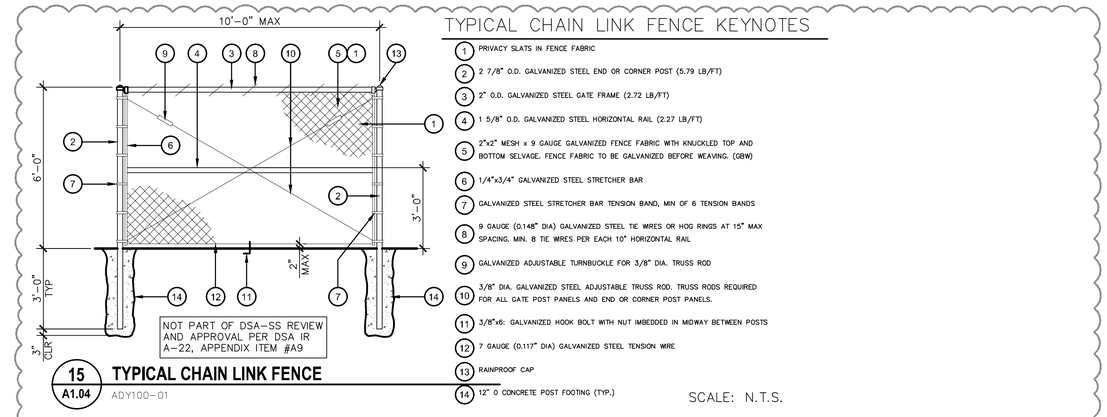

15 / A1.04 TYPICAL CHAIN LINK FENCE
ADY100-01 SCALE: N.T.S.

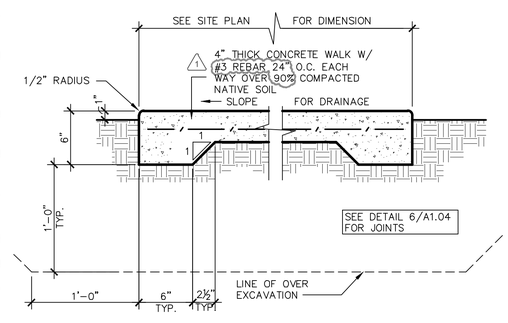

7 / A1.04 TYPICAL CONCRETE WALK
ADS100-15 SCALE: 1 1/2" = 1'-0"

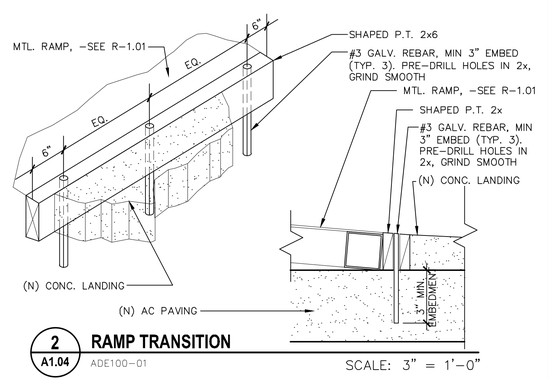

2 / A1.04 RAMP TRANSITION
ADE100-01 SCALE: 3" = 1'-0"

INSTALLATION:
1. DRILL HOLE 1/8" LARGER THAN REBAR DIAMETER
2. CLEAN HOLE THOROUGHLY OF DUST AND FRAGMENTS WITH WATER, WIRE BRUSH, AND AIR.

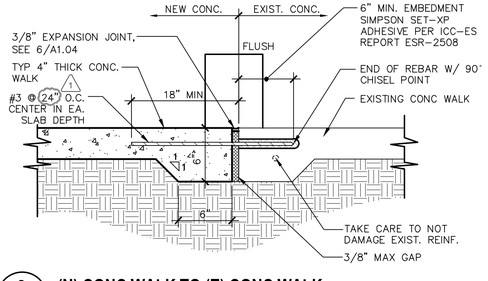

8 / A1.04 (N) CONC WALK TO (E) CONC WALK
ADS100-05 SCALE: 1 1/2" = 1'-0"

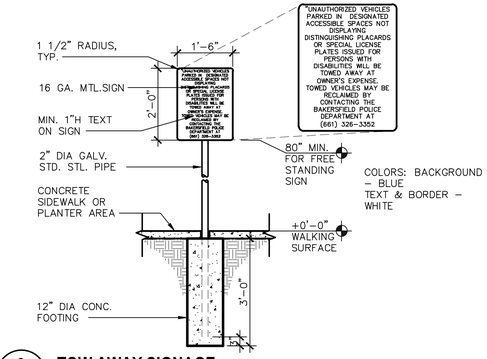

3 / A1.04 TOW AWAY SIGNAGE
ADX100-10 SCALE: 1/2" = 1'-0"

Owner:
BAKERSFIELD CITY SCHOOL DISTRICT
1300 BAKER ST
BAKERSFIELD, CA 93305

Project Name:
2 RELOCATABLE CLASSROOM

Project Address:
CESAR CHAVEZ ELEMENTARY SCHOOL
4201 MESA MARIN DR.
BAKERSFIELD, CA 93306

integrated designs
by SOMAM, Inc.
ARCHITECTURE
ENGINEERING
INTERIOR DESIGN
6011 N. FRESNO STREET, SUITE 130
FRESNO CALIFORNIA 93710
P:(559) 436-0881 F:(559) 436-0887
E: design@somam.com
integrateddesigns.com

Ownership of Documents
This document, the ideas and designs incorporated herein, as an instrument of Professional Service is the property of Integrated Designs by SOMAM Inc. and is not to be used, in whole or in part for any other project without written authorization.
© COPYRIGHT 2025

Stamp:
LICENSED ARCHITECT CURTIS E. FLINN No. C 28956 REN. 5-31-27 STATE OF CALIFORNIA

Sheet Title:
SITE DETAILS

Job No.:
5682.2

Sheet No.:
A1.04

Release: ADDENDUM 01 (1) 10/28/26

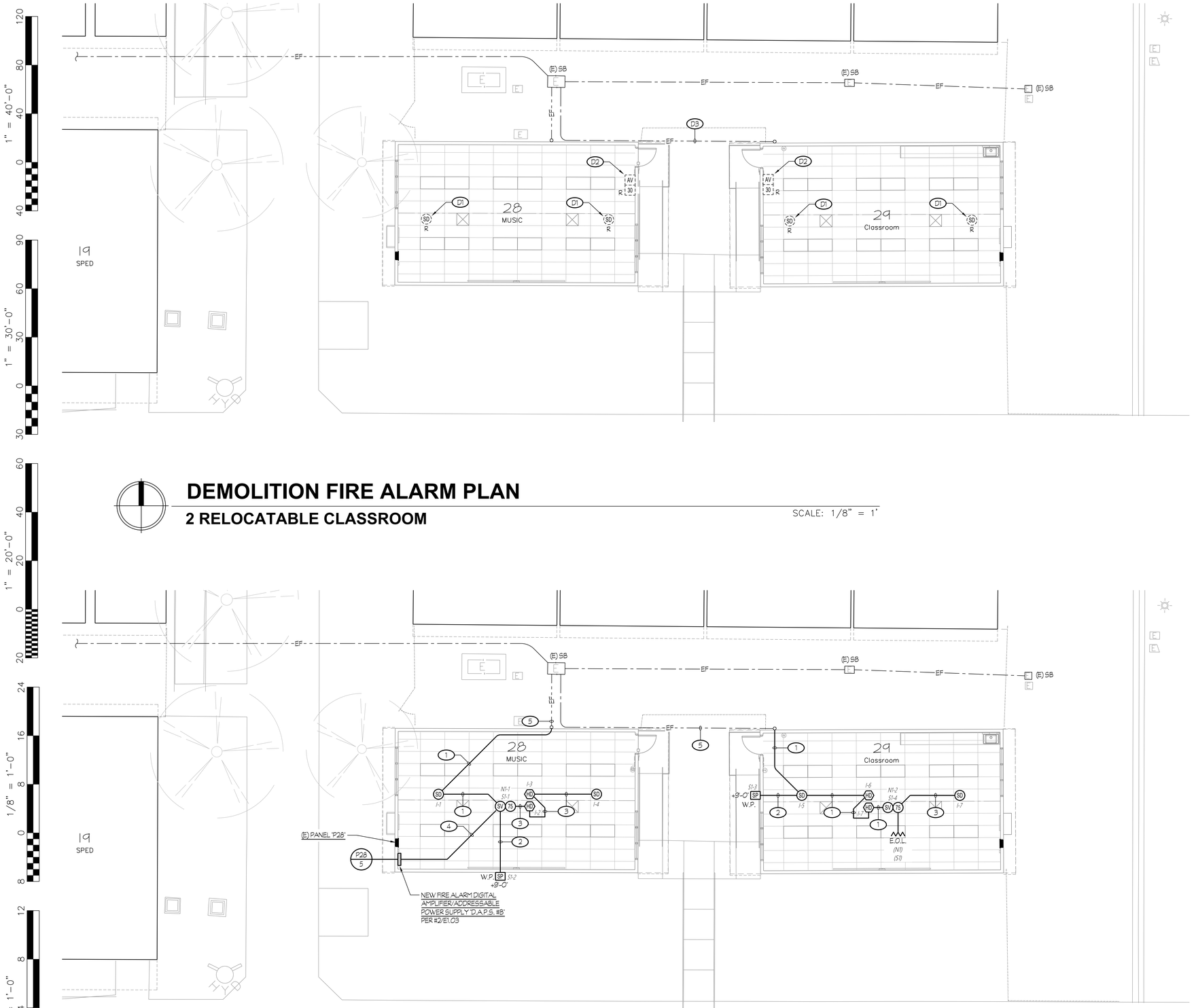

DEMOLITION NOTES (THIS SHEET ONLY):

D1 DISCONNECT AND REMOVE EXISTING SMOKE DETECTOR AND BASE MOUNTED ON CEILING. PULL OUT 'IDLE' CONDUCTORS AND BLANK OFF 'IDLE' OUTLET BOX AS REQUIRED TO CLEAR WAY FOR NEW CONSTRUCTION.

D2 DISCONNECT AND REMOVE HORN STROBE AND SURFACE BACKBOX. PULL OUT 'IDLE' CONDUCTORS AND BLANK OFF 'IDLE' OUTLET BOX AS REQUIRED TO CLEAR WAY FOR NEW CONSTRUCTION.

D3 — — — EF — — — DENOTES THE APPROXIMATE LOCATION OF EXISTING 'FIRE ALARM' FEEDERS AND/OR 'SPARE' CONDUITS. VERIFY EXACT LOCATION AT SITE.

DEMOLITION FIRE ALARM PLAN

2 RELOCATABLE CLASSROOM

SCALE: 1/8" = 1'

NOTES (THIS SHEET ONLY):

1. 3/4"C - TWO 'FA' CABLES, ONE 'FSP' CABLE, 2 #12.
2. 1/2"C - ONE 'FSP' CABLE.
3. 3/4"C - TWO 'FA' CABLES.
4. 3/4"C - ONE 'FSP' CABLE, 2 #12.
5. REFER TO FIRE ALARM SYSTEM RISER DIAGRAM, DETAIL #1/E1.02 FOR FIRE ALARM FEEDER OR 'SPARE' CONDUIT REQUIREMENTS.

GENERAL NOTE:

1. INTERIOR FIRE ALARM CABLING ALLOWED TO BE FREE-AIR RUN WITHIN CONCEALED ACCESSIBLE CEILING AREAS. PROVIDE J-HOOKS AS REQUIRED FOR ROUTING OF FREE-AIR CABLES. CONDUIT ONLY REQUIRED IN EXPOSED LOCATIONS.

1

COMPLETE AUTOMATIC FIRE ALARM SYSTEM PLAN SUBMITTAL

THE FIRE ALARM SYSTEM SHOWN ON THESE PLANS HAS BEEN SUBMITTED AND APPROVED BY THE DIVISION OF THE STATE ARCHITECT. ANY SUBSTITUTION OF THE FIRE ALARM SYSTEM SHALL BE RESUBMITTED TO THE ARCHITECT FOR REVIEW AND APPROVAL. THE CONTRACTOR SHALL PAY ANY ADDITIONAL FEES THAT ARE INCURRED DUE TO THIS SUBSTITUTION.

THE FIRE ALARM SYSTEM SHALL BE A TOTAL (COMPLETE) AUTOMATIC HEAT AND SMOKE DETECTION SYSTEM, PER C.F.C. SECTION 907.2.3.6, AND SHALL COVER EVERY ROOM AND/OR AREA. UPON THE ACTIVATION OF ANY INITIATION DEVICE THE FIRE ALARM SYSTEM SHALL ALERT ALL OCCUPANTS AND TRANSMIT THE ALARM, SUPERVISORY, AND TROUBLE SIGNALS TO AN APPROVED SUPERVISING STATION (C.F.C. SECTION 907.2.3.5).

FIRE ALARM PLAN

2 RELOCATABLE CLASSROOM

SCALE: 1/8" = 1'

Rose Sing Eastham & Associates
Electrical Consultants
131 S. Dunworth - (559)733-2671
Visalia, California 93292-6705

REGISTERED PROFESSIONAL ENGINEER — KIRK A. EASTHAM — No. E-18786 Exp. 6/30/27 — ELECTRICAL — STATE OF CALIFORNIA

Owner:

..\Logos\Bakersfield City SD.jpg

BAKERSFIELD CITY SCHOOL DISTRICT
1300 BAKER ST
BAKERSFIELD, CA 93305

Project Name:

2 RELOCATABLE CLASSROOM

Project Address:

CESAR CHAVEZ ELEMENTARY SCHOOL
4201 MESA MARIN DR.
BAKERSFIELD, CA 93306

..\ID_Logo_color.jpg

integrated designs
by SOMAM, Inc.

ARCHITECTURE
ENGINEERING
INTERIOR DESIGN

6011 N. FRESNO STREET, SUITE 130
FRESNO CALIFORNIA 93710
P:(559) 436-0881 F:(559) 436-0887
E: design@somam.com
integrateddesigns.com

Ownership of Documents

This document, the ideas and designs incorporated herein, as an instrument of Professional Service is the property of Integrated Designs by SOMAM Inc. and is not to be used, in whole or in part for any other project without written authorization.

© COPYRIGHT 2025

Stamp:

LICENSED ARCHITECT — CURTIS E. FLYNN — (Affix Wet Signature) — REN. 5-31-27 — STATE OF CALIFORNIA

Sheet Title:

FIRE ALARM PLANS

Job No.:

5682.2

Sheet No.:

E1.00

Release: ADDENDUM 1 (1) 10/28/26

NICOLE CORRIGAN 10/28/26

Z:\Drafting\Jobs\BSD\5682.2\5682.3\Bakersfield\Bakersfield City School District\5682.2 Cesar Chavez Relo 28-29\Const. Admin\Addendum 1\E1.00.dwg DATE SAVED: 10/28/26 By: Nicole DATE PLOTTED: 10/28/26 JOB # 26-010.02-SE