

**NOTES**

- PLACE (2) PERMANENT METAL IDENTIFICATION LABELS ON EACH MODULE.
- (1) LABEL AT REAR EXTERIOR AND (1) LABEL ABOVE CEILING LINE AT INTERIOR FRAME. LABELS WILL BE MECHANICALLY FASTENED AND SHOW THE DSA APPLICATION NUMBER, MANUFACTURER'S NAME AND SERIAL NUMBER, DESIGN LIVE LOAD FOR ROOF AND FLOOR FRAMING, WIND SPEED, EXPOSURE CATEGORY, AND PER 1.0 2010 CBC.
- WYLL TACKBOARD INTERIOR FINISH SHALL HAVE A FLAME SPREAD RATING OF CLASS A AND A SMOKE DENSITY OF 175.
- LOCATIONS OF DOORS AND WINDOWS MAY VARY PER JOB. (IF THE NUMBER OF WINDOWS INCREASE, A NEW TITLE 24 SHALL BE SUBMITTED TO DSA)
- POSTING OF OCCUPANCY LOAD SIGNS SHALL COMPLY WITH CBC 1004.3 (NOT IN MODULAR MANUFACTURER'S SCOPE OF WORK)
- IF BUILDING IS TO BE RELOCATED, SEE RELOCATION DETAILS ON SHEETS REL-101 AND REL-102

**A. SINK / CABINET OPTION LOCATION @ END OF WALL OR SIDE WALL T.B.D.**

**DETAIL SCHEDULE**

FINISH:	SHEET #:
□ SIDING OVER WOOD STUDS	A-5.50
□ PLASTER OVER 1/2" OSB OR 1/2" CDX PLY WITH WOOD STUDS	A-5.51
□ SIDING OVER STEEL STUDS	A-5.50
□ PLASTER OVER 1/2" OSB OR 1/2" CDX PLY WITH STEEL STUDS	A-5.51

**FIRE RATED DETAIL SCHEDULE**

FIRE PROTECTION:	SHEET #:
□ 1 HOUR - SIDING OVER WOOD STUDS	A-5.52
□ 1 HOUR - PLASTER OVER 1/2" OSB OR 1/2" CDX PLY WITH WOOD STUDS	A-5.53
□ 1 HOUR - SIDING OVER STEEL STUDS	A-5.52
□ 1 HOUR - PLASTER OVER 1/2" OSB OR 1/2" CDX PLY WITH STEEL STUDS	A-5.54

IDENTIFICATION STAMP  
DIV. OF THE STATE ARCHITECT  
APP03 116979  
ACN/FLS M/SS  
Date 7/23/16

**WALL LEGEND**

- NOMINAL 4" WALL STUD □
- ▨ NOMINAL 6" WALL STUD □
- ▩ NOMINAL 8" WALL STUD □

**NOTE:**  
IF PARAPET USED IS HIGHER THAN 18" END WALLS MUST BE 2x6 @ 24" O.C.

**RATED CONSTRUCTION**

ALL RATED CONSTRUCTION (BOTH VERTICAL AND HORIZONTAL) MUST BE CLEARLY DEFINED, CORRECTLY IDENTIFIED, DETAILED, AND LISTED IN ACCORDANCE WITH CBC CHAPTERS 3, 5, 6, 7 & 10 (FIRE PARTITIONS, BARRIERS, WALLS, SHAFTS, EGRESS PROTECTION, CEILINGS, OPENING PROTECTION, PENETRATION, STRUCTURAL MEMBERS, ETC.)

PROVIDE AND CROSS-REFERENCE INSULATION DETAILS, SPECIFYING ASSEMBLY LISTING NUMBERS FOR ALL REQUIRED DESIGN ELEMENT. THESE DETAILS, INCLUDING ALL COMPONENTS AND ATTACHMENT SCHEDULE FOR FIRE-RESISTIVE MATERIALS TO THE FRAMING, SHALL CONFORM IN EVERY PARTICULAR WITH THE DESIGN NUMBER SPECIFIED.

PROVIDE AND CROSS-REFERENCE CONNECTION DETAILS AT ALL WALL TERMINATIONS (HEAD, BASE AND END) DEMONSTRATING CONTINUITY PER CBC 706.5.

PROVIDE AND CROSS-REFERENCE DETAILS OF ALL PENETRATIONS & OPENING PROTECTION IN RATED ASSEMBLIES.

COORDINATE PENETRATION PROTECTION REQUIREMENTS WITH ALL DESIGN ELEMENTS (ELECTRICAL, MECHANICAL, PLUMBING, STRUCTURAL, FIRE ALARMS, SPRINKLERS, ETC.)

THESE DRAWINGS AND ALL MATERIAL CONTAINED HEREIN ARE THE PROPERTY OF SILVERCREEK INDUSTRIES, INC (SCI Inc) AND SHALL NOT BE REPRODUCED, COPIED OR OTHERWISE DISPOSED OF DIRECTLY OR INDIRECTLY AND SHALL NOT BE USED IN WHOLE OR IN PART TO ASSIST IN THE MAKING OF OR FOR THE PURPOSE OF FURNISHING ANY INFORMATION FOR THE MAKING OF DRAWINGS, PRINTS, APPARATUS OR PARTS THEREOF WITHOUT THE FULL KNOWLEDGE AND WRITTEN CONSENT OF SCI Inc. ALL PATENTABLE MATERIAL CONTAINED HEREIN AND ORIGINATING WITH SCI Inc SHALL BE THE PROPERTY OF SCI Inc.

**SILVER CREEK INDUSTRIES, INC.**






PROJECT NAME:


**CLASS LEASING CLASSROOMS BLDG'S**

SHEET TITLE:


**FLOOR PLAN**  
30' x 32'



PROJECT SPECIFIC STATE AGENCY APPROVAL



ORIGINAL PC STATE AGENCY APPROVAL



REVISIONS

NO.	DESCRIPTION

SILVER CREEK INDUSTRIES  
30' x 32' PC

PROJECT NO:  
DRAWN BY:  
SCALE: AS NOTED  
DATE: 6-17-11  
P.C. SHEET NUMBER

**A-1.01** **STKP-123**

**FLOOR PLAN**

SCALE: 1/4" = 1'-0" 1