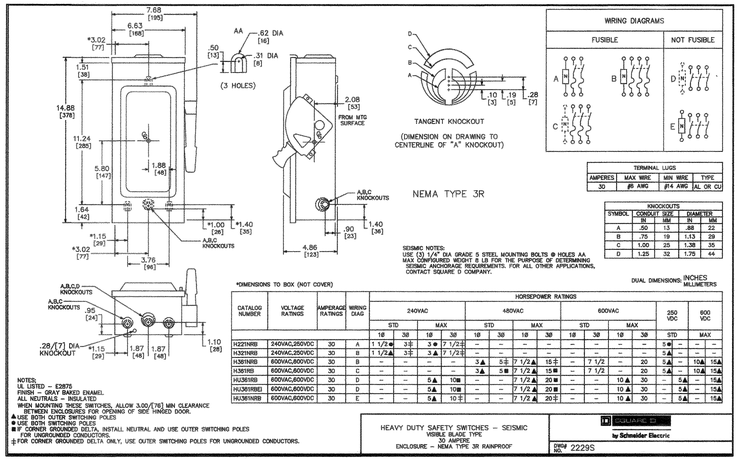

TERMINAL LUGS			
AMPERES	MAX WIRE	MIN WIRE	TYPE
30	#8 AWG	#14 AWG	AL OR CU

KNOCKOUTS				
SYMBOL	CONDUIT SIZE		DIAMETER	
	IN	MM	IN	MM
A	.50	13	.88	22
B	.75	19	1.13	29
C	1.00	25	1.38	35
D	1.25	32	1.75	44

CATALOG NUMBER	VOLTAGE RATINGS	AMPERAGE RATINGS	WIRING DIAG	HORSEPOWER RATINGS															
				240VAC				480VAC				600VAC				250 VDC	600 VDC		
				STD		MAX		STD		MAX		STD		MAX		STD	MAX		
				1Ø	3Ø	1Ø	3Ø	1Ø	3Ø	1Ø	3Ø	1Ø	3Ø	1Ø	3Ø				
H221NRB	240VAC,250VDC	30	A	1 1/2■	3‡	3●	7 1/2‡	–	–	–	–	–	–	–	–	5■	–	–	–
H321NRB	240VAC,250VDC	30	B	1 1/2▲	3‡	3▲	7 1/2‡	–	–	–	–	–	–	–	–	5▲	–	–	–
H361NRB	600VAC,600VDC	30	B	–	–	–	–	3▲	5‡	7 1/2▲	15‡	–	7 1/2	–	20	5▲	–	10▲	15▲
H361RB	600VAC,600VDC	30	C	–	–	–	–	3▲	5■	7 1/2▲	15■	–	7 1/2	–	20	5▲	–	10▲	15▲
HU361RB	600VAC,600VDC	30	D	–	–	5▲	10■	–	–	7 1/2▲	20■	–	–	10▲	30	–	5▲	–	15▲
HU361NRB	600VAC,600VDC	30	D	–	–	5▲	10■	–	–	7 1/2▲	20■	–	–	10▲	30	–	5▲	–	15▲
HU361NRB	600VAC,600VDC	30	E	–	–	5▲	10‡	–	–	7 1/2▲	20‡	–	–	10▲	30	–	5▲	–	15▲

4 MARQUEE SIGN SAFETY VENDOR DRAWING

SCALE: NOT TO SCALE

Optional Lock-Off Guard Kit Installed

Lock-Off Guard Kits

- UL Component Recognized; Marked c UL us
- Lock-Off Guard Kits are available for field installation, see Table 38 below
- Lock-Off Guard Kits are available factory installed by adding LOG suffix to switch catalog number
- Lock-Off Guard Kits cover the lockout/tagout opening when switch is in the ON position
- Lock-Off Guard Kits are designed to help prevent accidental misapplication of a lockout/tagout device

Table 38: Lock-Off Guard Kits [1]

Switch Rating	Catalog Number
30 A	LOGK1
60 A 240 V	
60 A 600 V	LOGK2
100 and 200 A	

[1] Not available for Type 4X fiberglass, Krydon, Type 4/4X/5 stainless steel and Type 7/9 switches.

37 04/2016 Schneider Electric

© 1998–2016 Schneider Electric All Rights Reserved

5 TYPICAL MARQUEE LOCK-OFF GUARD KIT DETAIL

SCALE: NOT TO SCALE

NOTE: ALL CONSTRUCTION SHALL BE WEATHERPROOF.

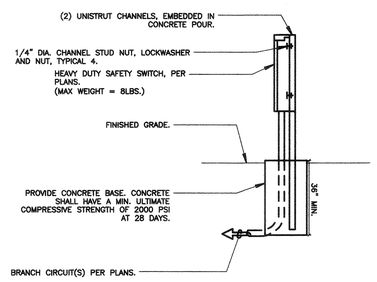

6 MARQUEE SIGN SAFETY SWITCH MOUNTING TO UNISTRUT

NOT TO SCALE

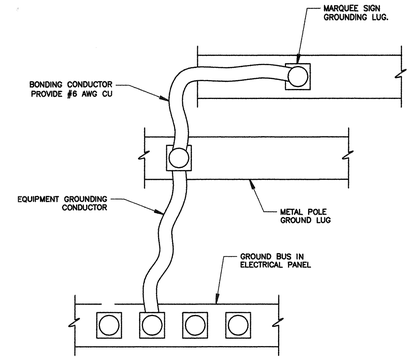

1 MARQUEE SIGN BONDING DIAGRAM

SCALE: NOT TO SCALE

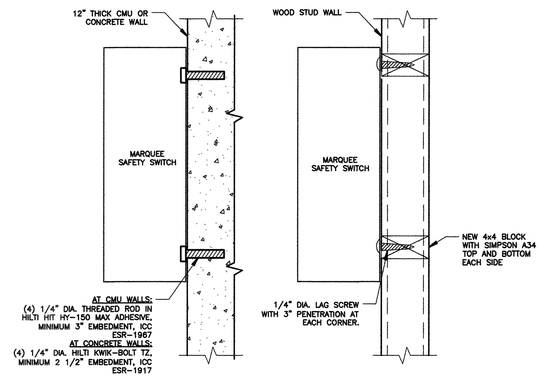

2 MARQUEE SIGN SAFETY SWITCH MOUNTING TO BUILDING OR STRUCTURE

SCALE: NOT TO SCALE

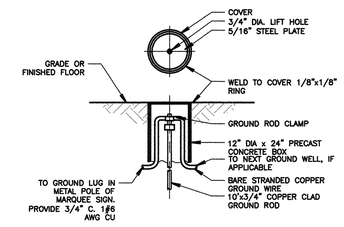

3 MARQUEE SIGN GROUND ROD DETAIL

SCALE: NOT TO SCALE

FERRANTI ENGINEERING
CONSULTING
ELECTRICAL ENGINEERS
1211 MARICOPA HWY,
SUITE 250
OJAI, CA 93023
(805) 705-4772
DALEFERRANTI@LIVE.COM

PRIME CONSULTANT

IBI ARCHITECTURE PLANNING
San Luis Obispo
4119 Broad Street, Suite 210
San Luis Obispo, CA 93401
805.546.0433 fax: 805.546.0504
ibigroup.com

SEAL

LICENSED ARCHITECT RICHARD MEYER No. C18079 REN. 10/17 STATE OF CALIFORNIA

COPYRIGHT:
Any reproduction or distribution for any purpose other than authorized by IBI Group is forbidden.

COPYRIGHT 2016 IBI GROUP

REVISIONS

NO.	DATE	APPRD.	DESCRIPTION

CONSULTANT

LICENSED PROFESSIONAL ENGINEER DALE FERRANTI E 17524 EXP. 6/30/2017 ELECTRICAL STATE OF CALIFORNIA

AGENCY INFORMATION:

AGENCY TRACKING NO. 63321-220

FILE NO. 15-6

IDENTIFICATION STAMP
DIV. OF THE STATE ARCHITECT
OFFICE OF REGULATION SERVICES
03-117333
AC____ FLS____ SS____
DATE 01-31-17

BAKERSFIELD CITY SCHOOL DISTRICT

NEW MARQUEE AT FRANKLIN ELEMENTARY SCHOOL

2400 TRUXTON AVENUE, BAKERSFIELD, CA 93301

OPSC or OSHPD PROJ. NO:	
PROJECT NO:	
DRAWN BY:	VZ
CHK'D BY:	DF
ISSUE DATE:	1/16/2017

SHEET TITLE

DETAILS

SHEET NUMBER

E3.0