SEE ARCHITECTURAL DWG'S. FOR ADDITIONAL/ CORRESPONDING DEMO NOTES.

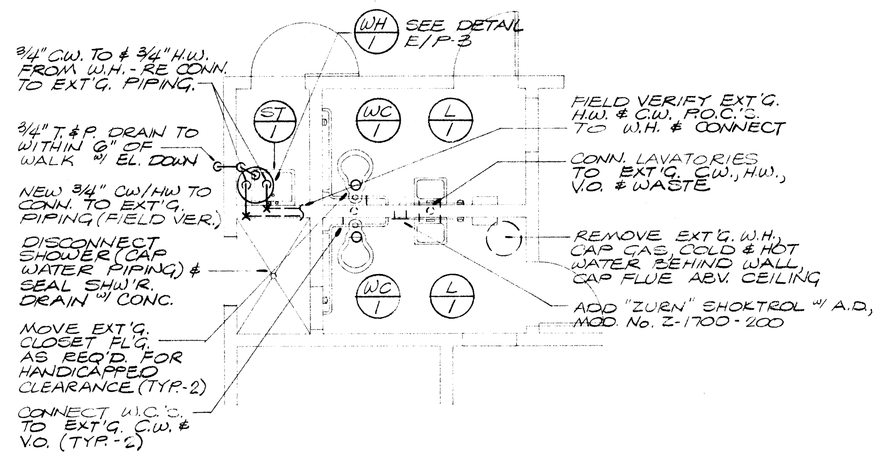

FLOOR PLAN

PARTIAL PLAN A (PLUMBING) (A/P3)

BLDG. "B" SCALE: 1/4" = 1'-0"

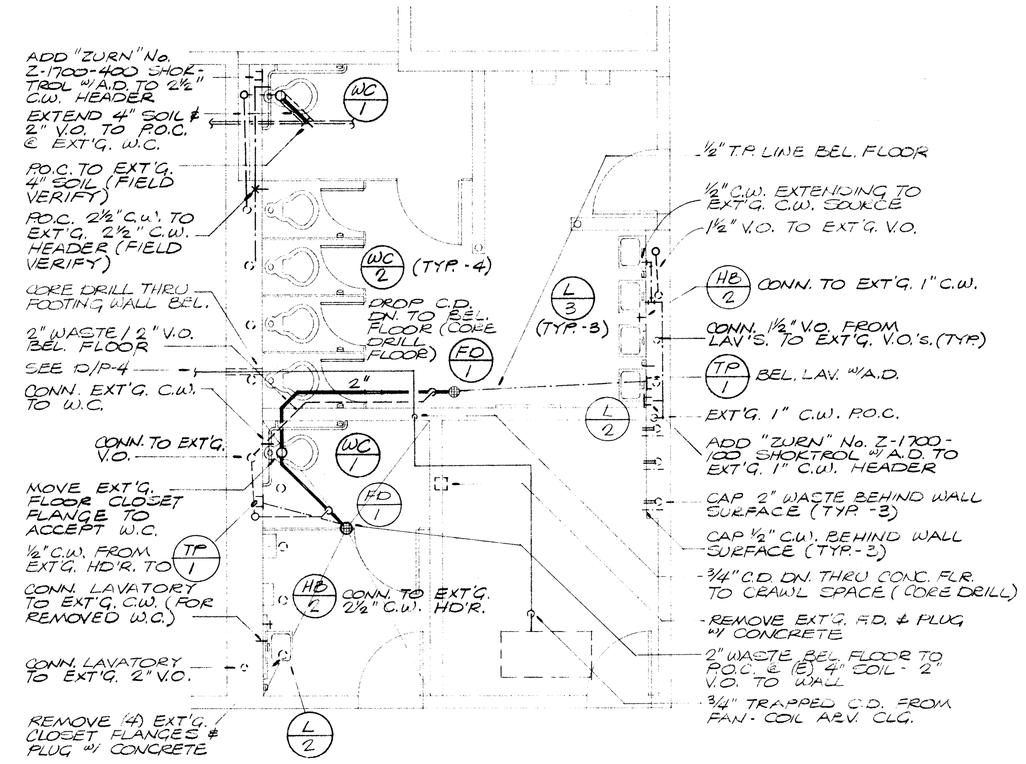

FLOOR PLAN

PARTIAL PLAN B (PLUMBING) (B/P3)

BLD'G. "E" SCALE: 1/4" = 1'-0"

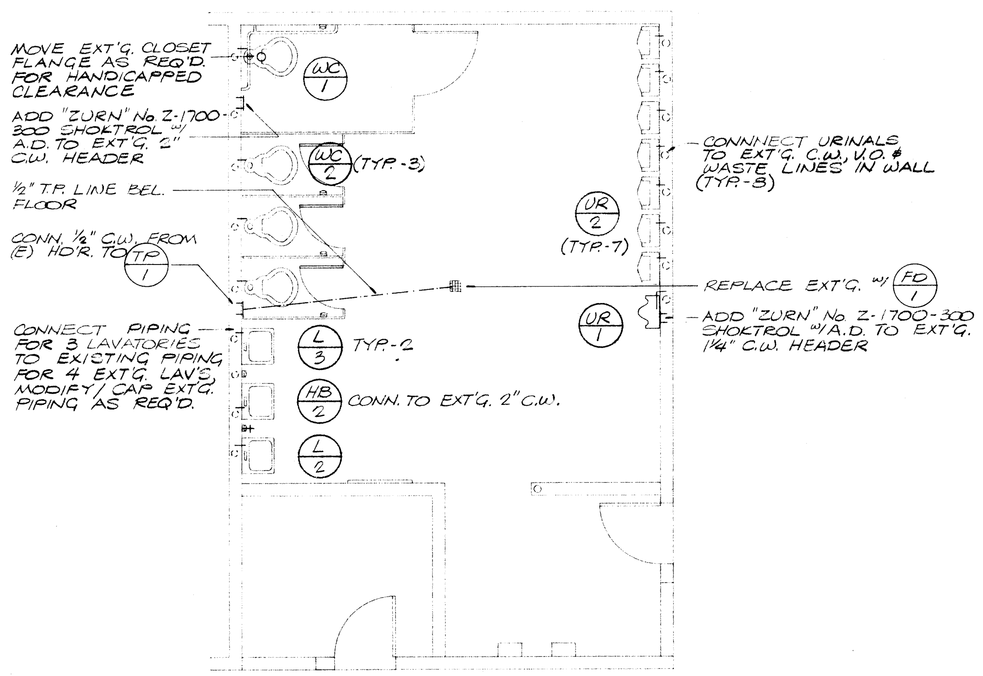

FLOOR PLAN

PARTIAL PLAN C (PLUMBING) (C/P3)

BLD'G. "H" SCALE: 1/4" = 1'-0"

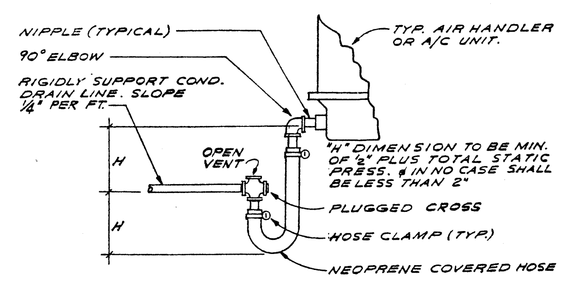

TYP. CONDENSATE DRAIN CONNECTION

PROVIDE PLUGGED TEE IN EACH CHANGE OF DIRECTION

DETAIL SIMILAR FOR UNIT VENTILATOR EXCEPT TRAP TO BE INSIDE CABINET - PROVIDE C.P. ESCUTCHEON ON WALL PENETRATION

DETAIL (D/P3)

NTS

STRAP TO 1 1/2" x 20 GA. TO WALL / 1-1/4" x 3" L.S. EA END

PROVIDE BLOCKING IN WALL FIN. TO DETAIL 3/A-8

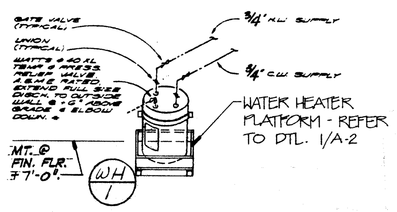

DETAIL (E/P3)

DIAGRAMMATIC

* FOR CONDITIONS WHERE RELIEF VALVE DISCHARGE CANNOT BE ATTACHED TO EXTERIOR WALL WITH CON-SIDERABLE DISTANCE FROM RELIEF VALVE, SITED ON WALL OR CEILING, PROVIDE 3/4" COPPER TUBE TO FLOOR LEVEL TO THE AT BOTTOM OF TANK AND DIRECT TO NEAREST DRAIN, SINK, OR AS INDICATED BY PLAN.

IDENTIFICATION STAMP
Department of General Services
Office of State Architect
Structural Safety Section

RRA
Architecture
Planning
Interior Design
Space Planning

Donald W. Renfro AIA C5283
Mark E. Russell AIA C13726
Carl G. Elliott AIA C7571
K. Bartram Huffman AIA C12061
Kenneth A. Kalla AIA C17760
Jeffrey P. Krausse AIA C16834
Tommy W. Preston AIA C12263
Larry G. Wiggins AIA C12514

Renfro-Russell & Associates, Inc.
4800 Stockdale Highway, Suite 304, Bakersfield, California 93309 (805) 327-7075

CONSULTANTS

FRANK MITCHELL M12910 Expires 9/1/90
JOHN FRANK MITCHELL, INC.
CONSULTING MECHANICAL ENGINEERS
PHONE 875-3399
4444 WEST JENNIFER, SUITE 107
FRESNO, CALIFORNIA 93722
8811.1

PROJECT

BAKERSFIELD CITY SCHOOL DISTRICT

FRANKLIN ELEMENTARY SCHOOL MODERNIZATION

THE ABOVE DRAWINGS AND SPECIFICATIONS AND IDEAS, DESIGNS AND ARRANGEMENTS REPRESENTED THEREBY ARE AND SHALL REMAIN THE PROPERTY OF THE ARCHITECT AND NO PART THEREOF SHALL BE LOANED, DISCLOSED TO OTHERS OR USED IN CONNECTION WITH ANY WORK OR PROJECT OTHER THAN THE PROJECT FOR WHICH THEY HAVE BEEN PREPARED AND DEVELOPED WITHOUT THE WRITTEN CONSENT OF THE ARCHITECT. VISUAL CONTACT WITH THESE DRAWINGS OR SPECIFICATIONS SHALL CONSTITUTE CONCLUSIVE EVIDENCE OF ACCEPTANCE OF THESE RESTRICTIONS.

WRITTEN DIMENSIONS ON THESE DRAWINGS SHALL HAVE PRECEDENCE OVER SCALED DIMENSION. CONTRACTORS SHALL VERIFY AND BE RESPONSIBLE FOR ALL DIMENSIONS AND CONDITIONS ON THE JOB AND THIS OFFICE MUST BE NOTIFIED OF ANY VARIATIONS FROM THE DIMENSIONS AND CONDITIONS SHOWN BY THESE DRAWINGS. SHOP DETAILS MUST BE SUBMITTED TO THIS OFFICE FOR APPROVAL BEFORE PROCEEDING WITH FABRICATION.

KEY PLAN

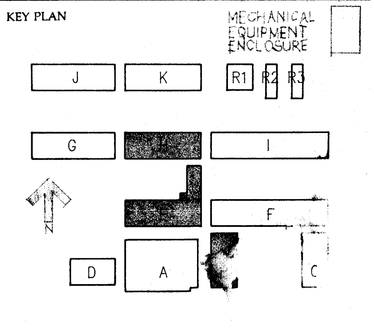

BAKERSFIELD CITY SCHOOL DISTRICT
BOARD OF EDUCATION

DATE	APPROVED

DATE	ISSUED FOR
9-5-91	BIDDING

DATE	REVISIONS

SHEET TITLE

PARTIAL PLUMBING FLOOR PLANS (BLDG'S A, E, & H)

APPROVED/ARCHITECT Tommy W. Preston
CHECKED JFM DATE 8-1-89
DRAWN BY RGB PROJECT NO. 86-216FK

SHEET NUMBER 86216ME2ID48

P-3

OF 5 SHEETS