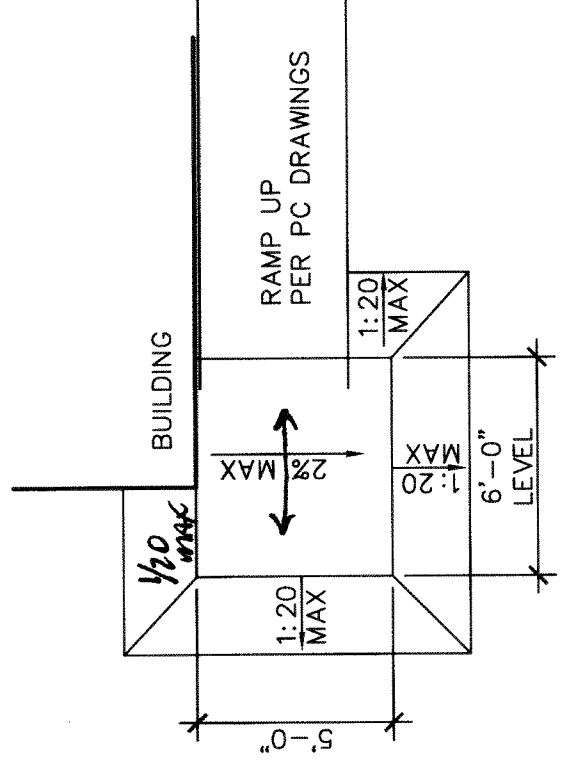


- TYPICAL FENCE & GATE KEYNOTES**
- NOT USED
  - 4" O.D. GALVANIZED STEEL GATE POST (9.1 lb/ft)
  - 3/8"x6" GALVANIZED HOOK BOLT WITH NUT IMBEDDED IN MIDWAY BETWEEN POSTS
  - NOT USED
  - 1.5/8" O.D. GALVANIZED STEEL HORIZONTAL RAIL (2.27 lb/ft)
  - 2"x2" MESH X 9 GAUGE GALVANIZED FENCE FABRIC WITH KNUCKLED TOP AND BOTTOM SELVAE. FENCE FABRIC TO BE GALVANIZED BEFORE WEAVING (GBW)
  - 1/4"x3/4" GALVANIZED STEEL STRETCHER BAR
  - GALVANIZED STEEL STRETCHER BAR TENSION BAND, MIN. OF 6 TENSION BANDS
  - 9 GAUGE (0.148" DIA.) GALVANIZED STEEL TIE WIRES OR FOG RINGS AT 10' HORIZONTAL RAIL
  - GALVANIZED ADJUSTABLE TURNBUCKLE FOR 3/8" DIA. TRUSS ROD
  - NOT USED
  - 3/8"x6" GALVANIZED HOOK BOLT WITH NUT IMBEDDED IN MIDWAY BETWEEN POSTS
  - 7 GAUGE (0.177" DIA.) GALVANIZED STEEL TENSION WIRE
  - RAINPROOF CAP
  - NOT USED
  - NOT USED
  - 12" CONCRETE POST FOOTING (TYP.)

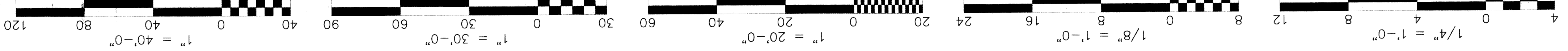
**9 TYPICAL CHAIN LINK FENCE**  
ADXT000-01

SCALE: N.T.S.



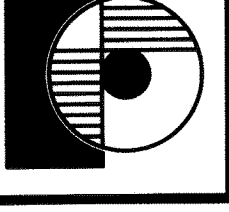
**6 AC RAMP TRANSITION**  
ADA000-02

SCALE: 1" = 1'-0"



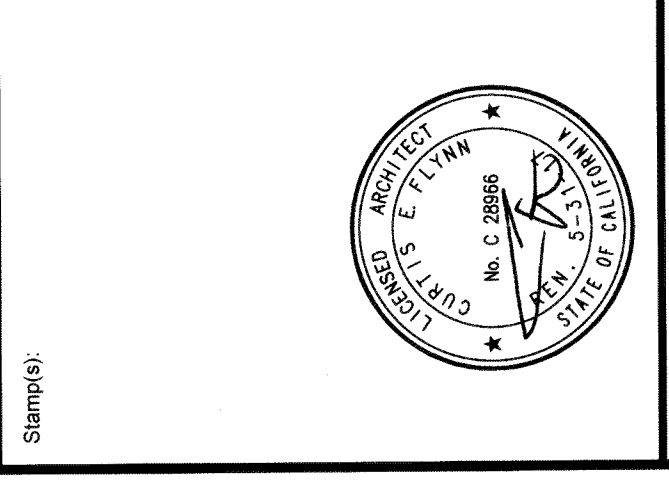
Revision	Revision Description	Rev. Date	Revision	Revision Description	Rev. Date

**integrated designs** by SOMAM, Inc.  
ARCHITECTURE · ENGINEERING · INTERIOR DESIGN · CONSTRUCTION MANAGEMENT  
6011 N. Fremont, Suite 101 - Fresno, California 93710  
Phone (559) 436-0861 Fax (559) 436-0867  
www.integrateddesigns.com  
E-Mail: design@somam.com

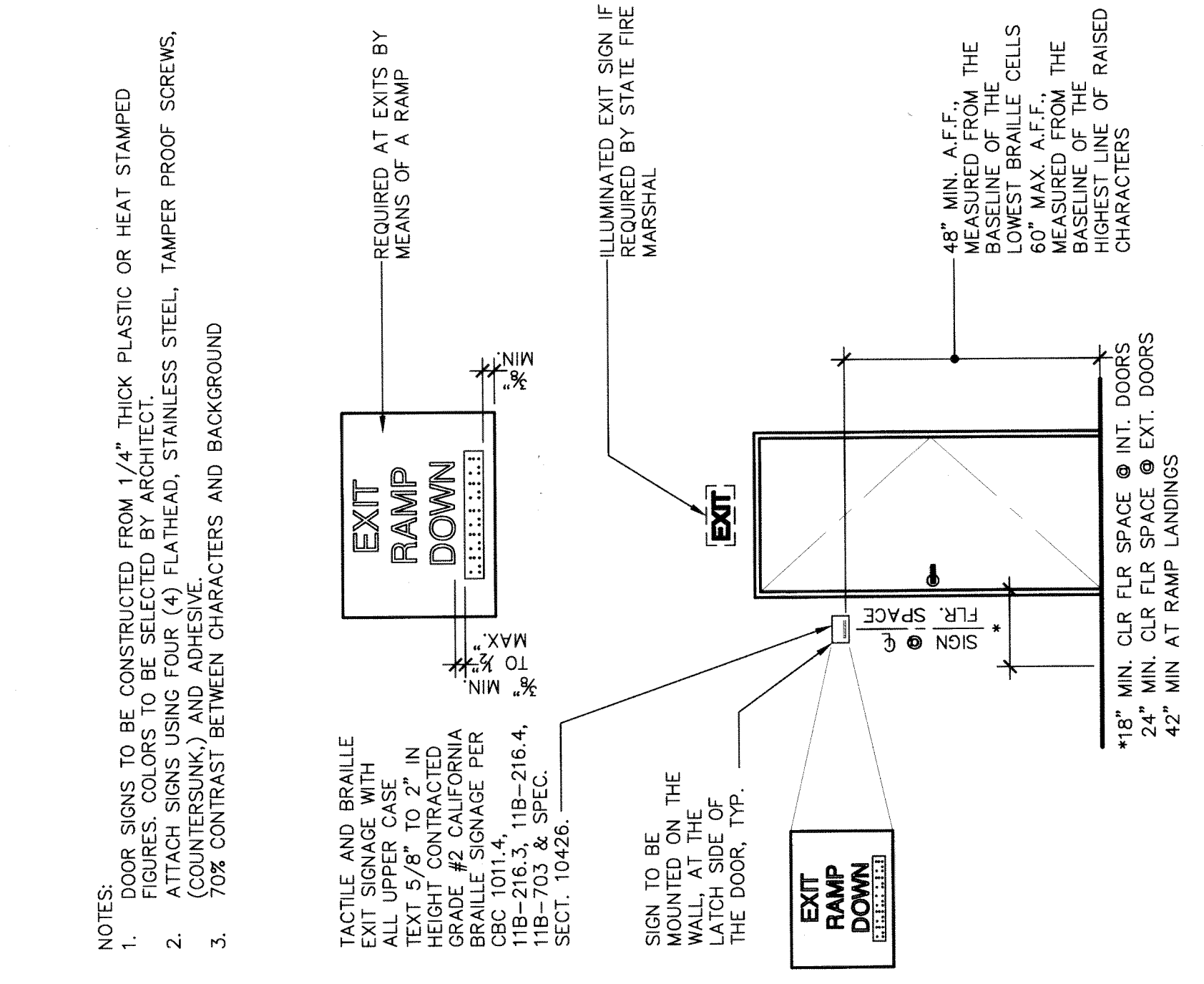


**SITE DETAILS**  
FRANKLIN ELEMENTARY SCHOOL  
ONE PORTABLE CLASSROOM  
BAKERSFIELD CITY SCHOOL DISTRICT  
2400 TRUXTON BAKERSFIELD, CA

Issue Date	07/15/16
Designer	
PC INITIALS	



Job No.: **5229**  
Sheet No.: **A1.03**  
Release: -



- NOTES:**
- DOOR SIGNS TO BE CONSTRUCTED FROM 1/4" THICK PLASTIC OR HEAT STAMPED FIGURES. COLORS TO BE SELECTED BY ARCHITECT.
  - ATTACH SIGNS USING FOUR (4) FLATHEAD, STAINLESS STEEL, TAMPER PROOF SCREWS, 70% CONTRAST BETWEEN CHARACTERS AND BACKGROUND
  - 70% CONTRAST BETWEEN CHARACTERS AND BACKGROUND

TACTILE AND BRAILLE EXIT SIGNAGE WITH ALL UPPER CASE TEXT 5/8" TO 2" IN HEIGHT CONTRACTED PER CALIFORNIA BRaille SIGNAGE PER CBC 1011.4, 11B-216.3, 11B-216.4, 11B-703 & SPEC. SECT. 10426.

SIGN TO BE MOUNTED ON THE WALL AT THE LATCH SIDE OF THE DOOR, TYP.

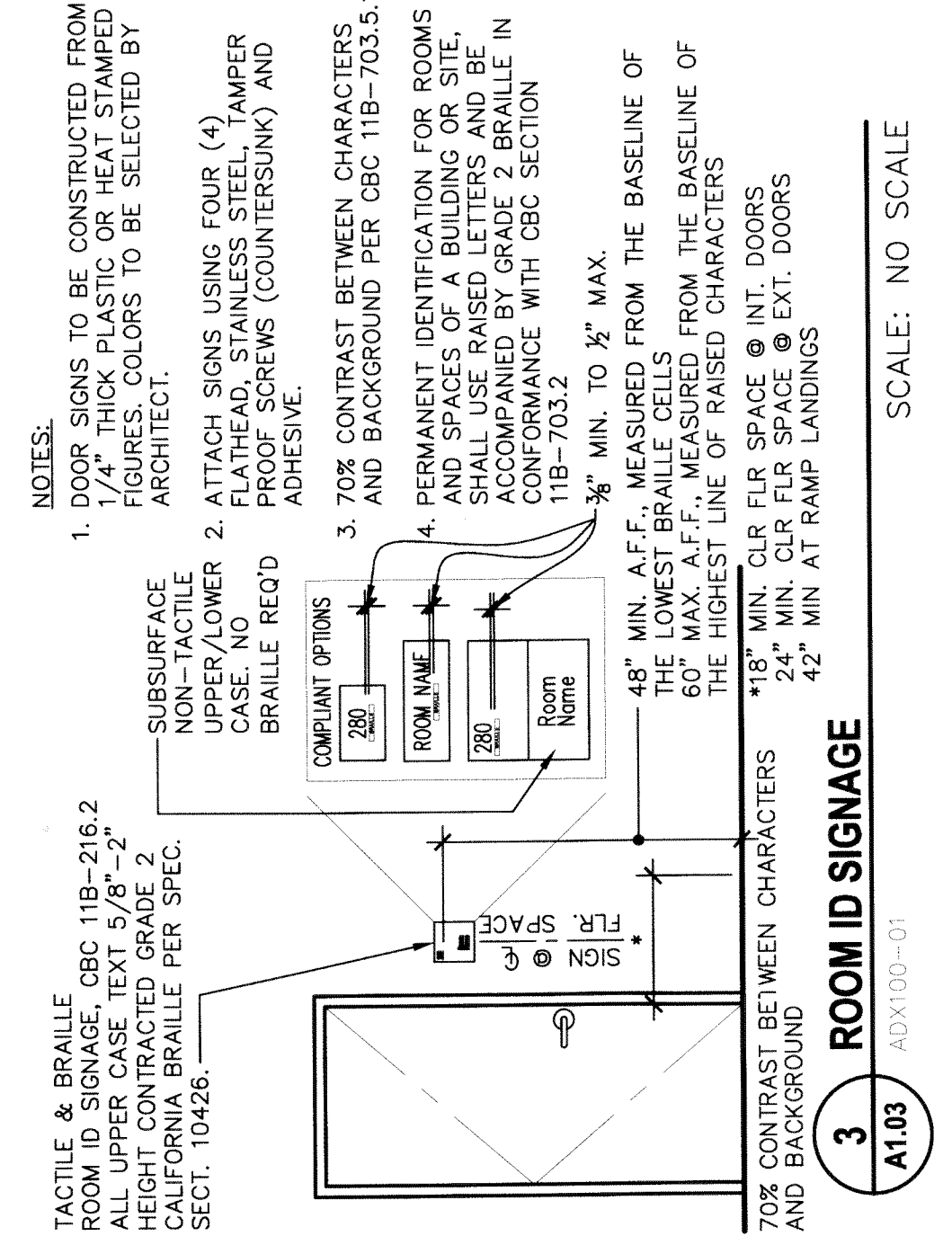
ILLUMINATED EXIT SIGN IF REQUIRED BY STATE FIRE MARSHAL

48" MIN. A.F.F. MEASURED FROM THE BASELINE OF THE LOWEST BRAILLE CELLS TO 60" MAX. A.F.F. MEASURED FROM THE HIGHEST LINE OF RAISED CHARACTERS

\*18" MIN. CLR FLR SPACE @ INT. DOORS  
24" MIN. CLR FLR SPACE @ EXT. DOORS  
42" MIN. AT RAMP LANDINGS

**2 TYPICAL EXTERIOR DOOR SIGNAGE**  
ADXT000-01

SCALE: 3/8" = 1'-0"



- NOTES:**
- DOOR SIGNS TO BE CONSTRUCTED FROM 1/4" THICK PLASTIC OR HEAT STAMPED FIGURES. COLORS TO BE SELECTED BY ARCHITECT.
  - ATTACH SIGNS USING FOUR (4) FLATHEAD, STAINLESS STEEL, TAMPER PROOF SCREWS, 70% CONTRAST BETWEEN CHARACTERS AND BACKGROUND PER CBC 11B-703.5.1
  - PERMANENT IDENTIFICATION FOR ROOMS AND SPACES OF A BUILDING OR SITE, SHALL USE RAISED LETTERS AND BE ACCOMPANIED BY GRADE 2 BRAILLE IN CONFORMANCE WITH CBC SECTION 11B-703.2
  - PERMANENT IDENTIFICATION FOR ROOMS AND SPACES OF A BUILDING OR SITE, SHALL USE RAISED LETTERS AND BE ACCOMPANIED BY GRADE 2 BRAILLE IN CONFORMANCE WITH CBC SECTION 11B-703.2

TACTILE & BRAILLE ROOM ID SIGNAGE, CBC 11B-216.2 ALL UPPER CASE TEXT 5/8"-2" HEIGHT CONTRACTED GRADE 2 CALIFORNIA BRAILLE PER SPEC. SECT. 10426.

SUBSURFACE NON-TACTILE UPPER/LOWER CASE, NO TACTILE BRAILLE REQ'D

COMPLIANT OPTIONS

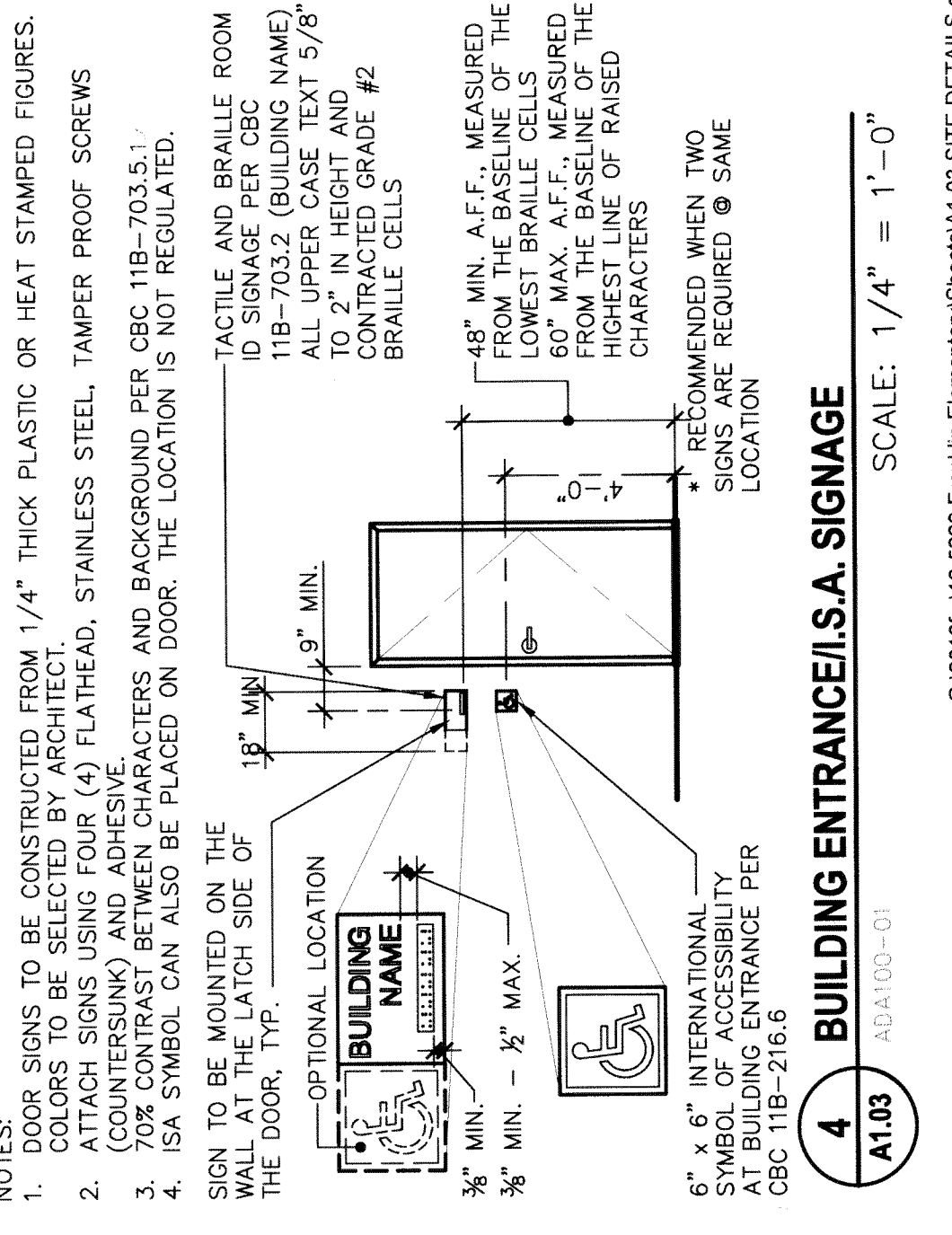
48" MIN. A.F.F. MEASURED FROM THE BASELINE OF THE RAISED CHARACTERS TO 60" MAX. A.F.F. MEASURED FROM THE HIGHEST LINE OF RAISED CHARACTERS

\*18" MIN. CLR FLR SPACE @ INT. DOORS  
24" MIN. CLR FLR SPACE @ EXT. DOORS  
42" MIN. AT RAMP LANDINGS

70% CONTRAST BETWEEN CHARACTERS AND BACKGROUND

**3 ROOM ID SIGNAGE**  
ADXT000-01

SCALE: NO SCALE



- NOTES:**
- DOOR SIGNS TO BE CONSTRUCTED FROM 1/4" THICK PLASTIC OR HEAT STAMPED FIGURES. COLORS TO BE SELECTED BY ARCHITECT.
  - ATTACH SIGNS USING FOUR (4) FLATHEAD, STAINLESS STEEL, TAMPER PROOF SCREWS (COUNTERSUNK) AND ADHESIVE.
  - 70% CONTRAST BETWEEN CHARACTERS AND BACKGROUND PER CBC 11B-703.5.1 (COUNTERSUNK) AND ADHESIVE.
  - ISA SYMBOL CAN ALSO BE PLACED ON DOOR, THE LOCATION IS NOT REGULATED.

SIGN TO BE MOUNTED ON THE WALL AT THE LATCH SIDE OF THE DOOR, TYP.

TACTILE AND BRAILLE ROOM ID SIGNAGE PER CBC 11B-703.2 (BUILDING NAME) ALL UPPER CASE TEXT 5/8" TO 2" IN HEIGHT AND CONTRACTED GRADE #2 BRAILLE CELLS

48" MIN. A.F.F. MEASURED FROM THE BASELINE OF THE LOWEST BRAILLE CELLS TO 60" MAX. A.F.F. MEASURED FROM THE HIGHEST LINE OF RAISED CHARACTERS

\* RECOMMENDED WHEN TWO SIGNS ARE REQUIRED @ SAME LOCATION

6" x 6" INTERNATIONAL SYMBOL OF ACCESSIBILITY PER CBC 11B-216.6

**4 BUILDING ENTRANCE I.S.A. SIGNAGE**  
ADXT000-01

SCALE: 1/4" = 1'-0"