






- ### KEY NOTES
- 1 ROOF OVERHANG
 - 2 HVAC UNIT (HV)
 - 3 2 - 8"x4" HANGER BOLTS (SEE SPEC'S FOR TYPE)
 - 4 FINISH FLOORING (FF)
 - 5 INTERIOR FINISH (IF)
 - 6 FIRE EXTINGUISHER - 5 LBS DRY CHEMICAL WITH 2A-10BC UL RATING WALL MOUNTED BRACKET, 48\"/>
 - 7 MODLINE (M)
 - 8 ELECTRICAL PANEL
 - 9 RAMP/LANDINGS (RL)
 - 10 SINK CABINET OPTIONAL: (LOCATION MAY VARY)
LAV: KOHLER #K-2867
FAUCET CHICAGO 333-000
BUBBLER - JSB-10
 - 11 NOT USED
 - 12 SIGNAGE PROVIDED AND INSTALLED BY DISTRICT PRIOR TO OCCUPANCY, SEE A5.0.
 - 13 COLD WATER SUPPLY
 - 14 WASTE AND VENT P.O.C.

- ### NOTES
1. METAL TAG ON ALL MODULES, MECHANICALLY ATTACHED TO NEAR EXTERIOR OF BUILDING SHOW D.S.A. APPLICATION NUMBER, MANUFACTURER'S NAME AND SERIAL NUMBER.
 2. METAL TAG MIN. 3 1/2"x1 1/2" METAL I.D. W/
1. DESIGN WIND LOAD
2. DESIGN ROOF LOAD
 3. PROVIDE MIN. 3 1/2"x1 1/2" METAL TAG INSTALLED INSIDE THE ELECTRICAL PANEL SHOWING OPSC NUMBER AND DSA NUMBER.

FLOOR PLAN
SCALE: 1/4" = 1'-0"



REVISIONS	Checked Engineer's Seal	Checked Engineer's Seal	Checked Engineer's Seal	Architect's Seal
1. CORRECT DIMENSIONS				

Professional Engineer's Seal and Architect's Seal areas.

MODTECH INC.
2830 BARNETT AVENUE
PENNIS, CALIF. 92572
PH (909) 943-4014
FAX (909) 940-0427

PROJECT NUMBER: 4151
WILLIAMS SCOTSMAN

FLOOR PLAN

DRAWN BY: VQ
DATE: 3/6/02
CHECKED BY:
DATE:

A1.0

PROJECT NUMBER: 4087