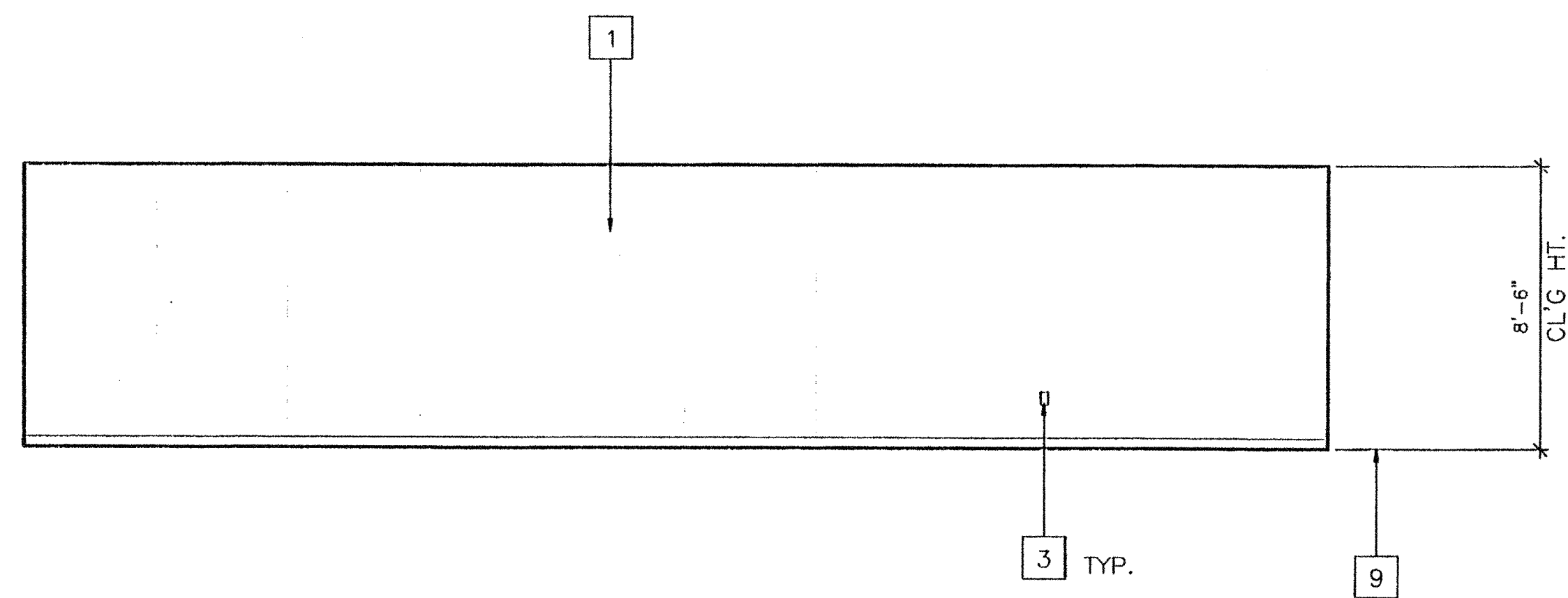


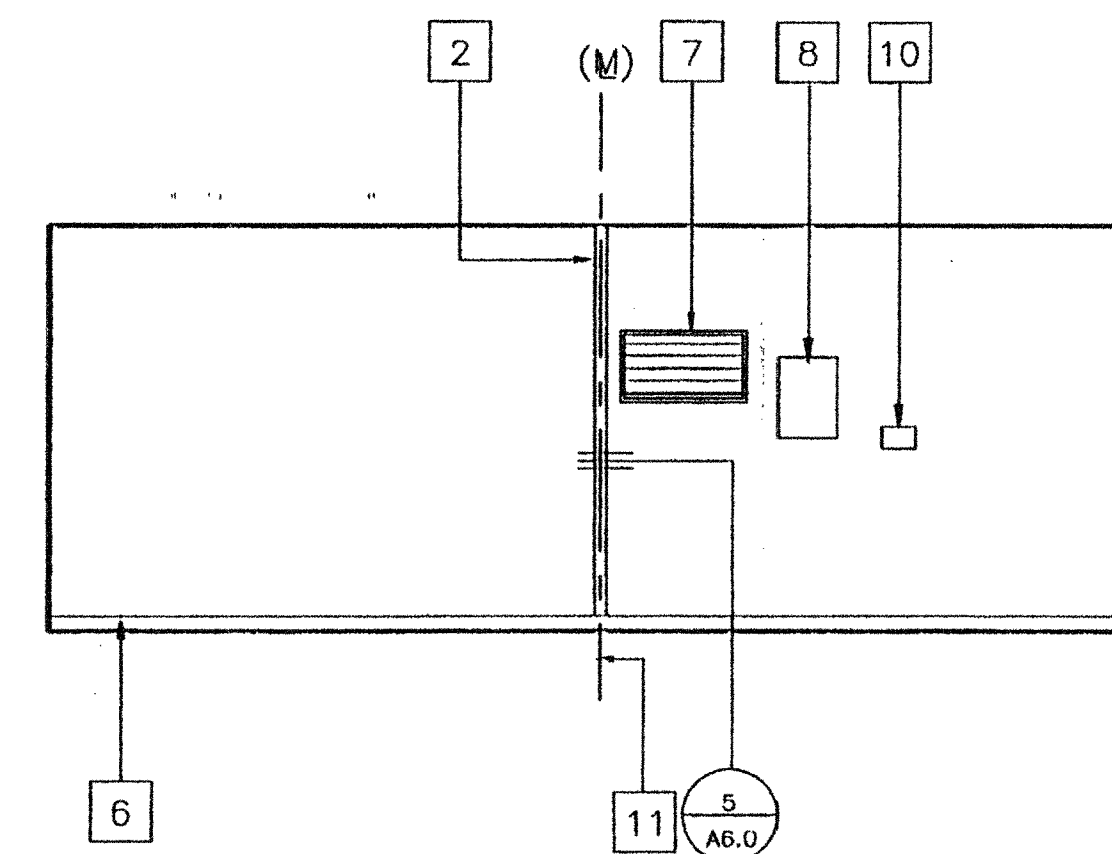
**KEY NOTES**

- 1 TYPICAL INTERIOR FINISH (SEE FINISH SCHEDULE SHT.A5.0)
- 2 CLOSURE AT MODULAR JOINT
- 3 DUPLEX WALL RECEPTACLE (EL)
- 4 FIRE ALARM PULL STATION (EL)
- 5 LIGHT SWITCH (EL)
- 6 TOP SET BASE (TYPICAL) SEE FINISH SCHED.
- 7 RETURN AIR GRILL
- 8 ELECTRICAL PANEL (EL)
- 9 FINISH FLOOR
- 10 THERMOSTAT (HV)
- 11 MODULAR JOINT
- 12 8040 MARKBOARD. TYPICAL FOR (2)
- 13 FIRE EXTINGUISHER: 5LBS. DRY CHEMICAL WITH 2A-10BC U.L. RATING ON WALL MTD. BRACKET, HANDLE AT 48" A.F.F.
- 14 12" DIA. ELECTRIC CLOCK. (EL)



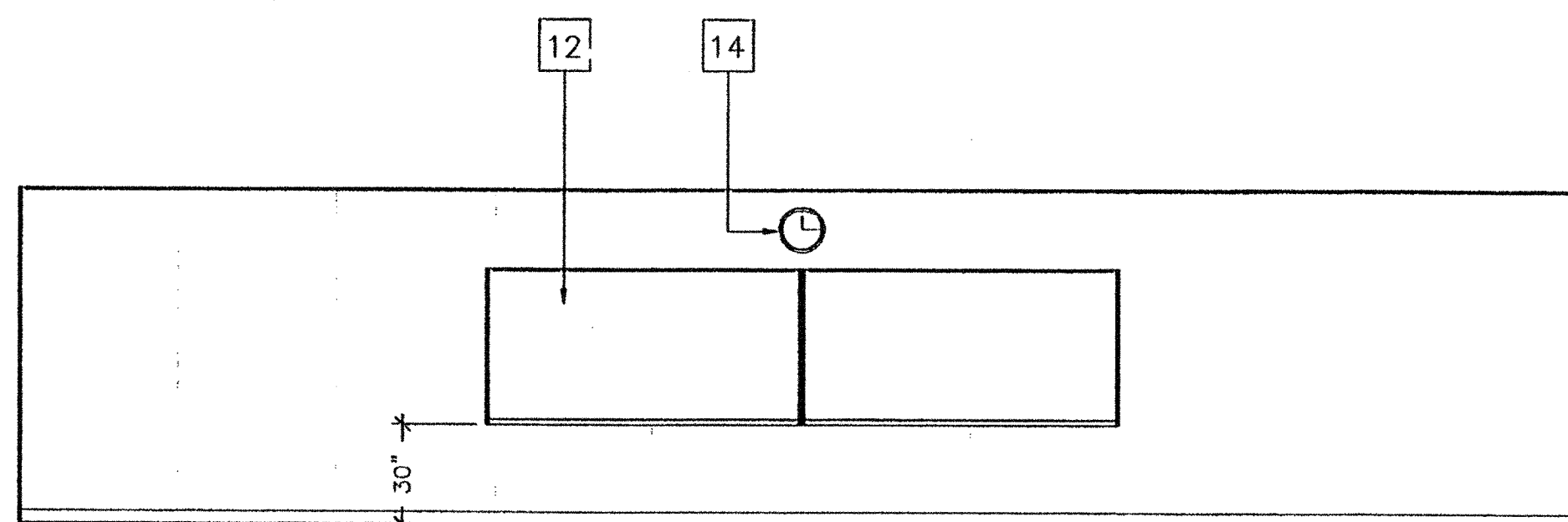
1 LEFT ELEVATION

SCALE



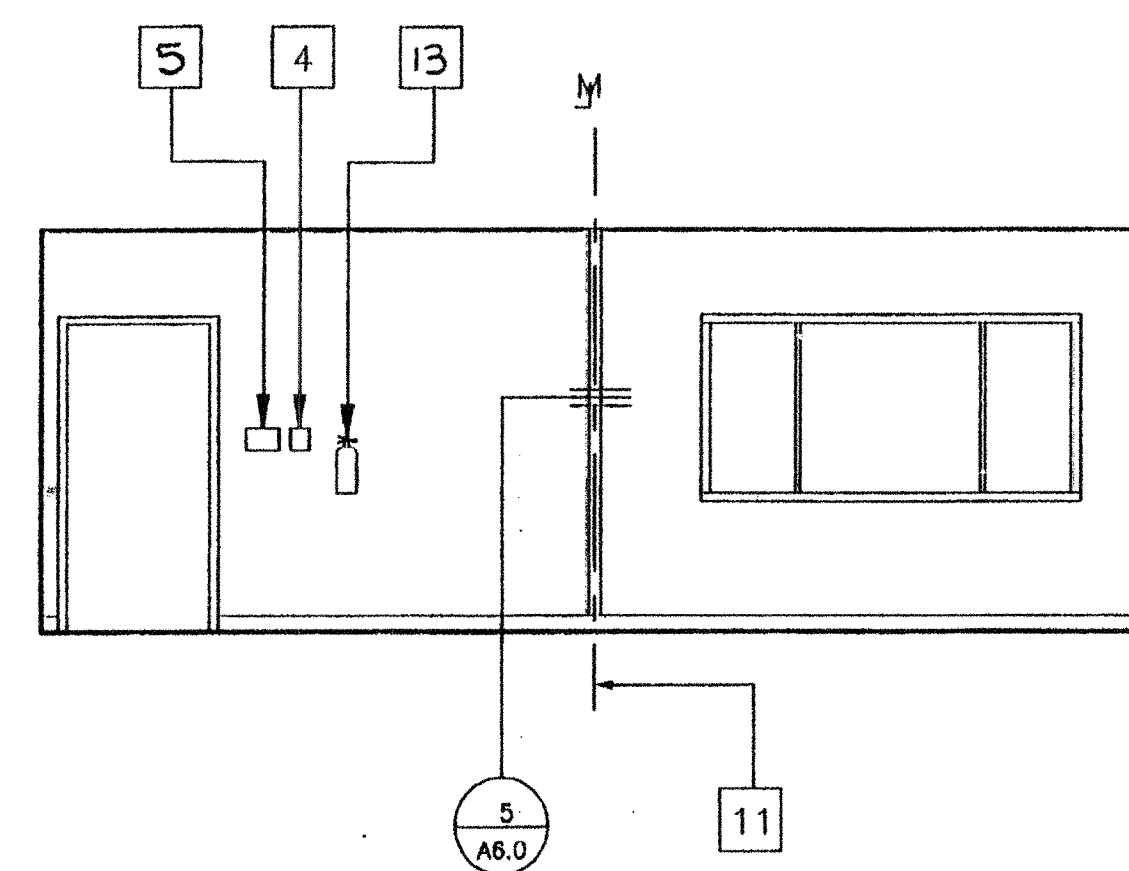
2 REAR ELEVATION

SCALE



3 RIGHT ELEVATION

SCALE



4 FRONT ELEVATION

SCALE

**INTERIOR ELEVATIONS** (24' X 40')

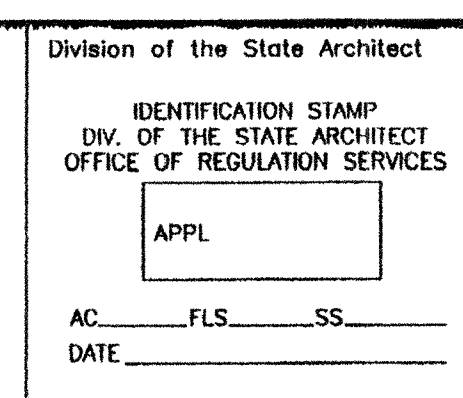
SCALE 1/4"=1'-0"

BASED ON PC 270

*RFC A. Lee*  
**REVISED**  
 JUL 1 1999  
 OFFICE OF THE STATE ARCHITECT  
 DIVISION OF REGULATION SERVICES  
 04 10 1994  
 MAY 20 1999  
 04 10 1527  
 SEP 0 2 1999

REVISIONS	Electrical Engineer's Seal	Mechanical Engineer's Seal	Structural Engineer's Seal	Architects Seal

Division of the State Architect  
 IDENTIFICATION STAMP  
 DIV. OF THE STATE ARCHITECT  
 OFFICE OF REGULATION SERVICES  
 APPL  
 AC: \_\_\_\_\_ FLS: \_\_\_\_\_ SS: \_\_\_\_\_  
 DATE: \_\_\_\_\_



**MODTECH INC.**  
 2830 BARRETT AVENUE  
 PERRIS, CALIF. 92572  
 PH (909) 943-4014  
 FAX (909) 940-0427

PROJECT NUMBER: \_\_\_\_\_ © MODTECH, INC. 1998  
 DRAWN BY: \_\_\_\_\_  
 CHECKED BY: \_\_\_\_\_  
 DATE: \_\_\_\_\_  
 MODTECH PROJECT NO: \_\_\_\_\_  
 MODTECH Index No. \_\_\_\_\_

**A4.0**

FILE PATH:

PROJECT NO.

PC-