



**CCO #010**

**RECEIVED**

**JUL -7 2020**

**M&O**

Lundgren Management  
Central Valley Office 1712 19th Street, #210A  
Bakersfield, California 93301  
Phone: (661) 324-4144

**Project:** 03-118394 - BCSD New ES Increment 2 & 3 (Dr. Martin Luther King Jr. Elementary School)  
1101 E. Belle Terrace  
Bakersfield, California 93307  
Phone: 6612571805

**Contractor Change Order #010: Installation of Drinking Fountain Guard Rails per RFP#49**

<b>CONTRACT COMPANY:</b>	JTS Construction PO Box 41765 Bakersfield, California 93384	<b>CONTRACT FOR:</b>	BP#03 :BP#03 - Concrete
<b>DATE CREATED:</b>	6/22/2020	<b>CREATED BY:</b>	Marlon Areas (Lundgren Management)
<b>CONTRACT STATUS:</b>	Approved	<b>REVISION:</b>	0
<b>DESIGNATED REVIEWER:</b>	Arek Sliwa (Lundgren Management)	<b>REVIEWED BY:</b>	
<b>DUE DATE:</b>	06/22/2020	<b>REVIEW DATE:</b>	06/22/2020
<b>INVOICED DATE:</b>		<b>PAID DATE:</b>	
<b>SCHEDULE IMPACT:</b>	0 days	<b>EXECUTED:</b>	No
		<b>TOTAL AMOUNT:</b>	\$ 440.00

**DESCRIPTION:**  
Bakersfield City School District  
New Elementary School Increment 2 & 3  
Change Order No.10 Narrative

**Item 01, PCO#022:**

Added cost to install drinking water fountain guard rails per RFP#49.

**Add \$440.00**

**Total Added Cost: \$440.00**

**ATTACHMENTS:**

[PCO#022.pdf](#)




POTENTIAL CHANGE ORDERS IN THIS CHANGE ORDER:


PCO #	Title	Schedule Impact	Amount
022	Installation of Drinking Fountain Guard Rails per RFP#49	0 days	\$440.00
<b>Total:</b>			<b>\$440.00</b>

The original (Contract Sum) \$ 3,938,500.00  
 Net change by previously authorized Change Orders (\$-26,619.28)  
 The contract sum prior to this Change Order was \$ 3,911,880.72  
 The contract sum will be increased by this Change Order in the amount of \$ 440.00  
 The new contract sum including this Change Order will be \$ 3,912,320.72  
 The contract time will not be changed by this Change Order by 0 days.

**Bakersfield City School District**  
 1300 Baker Street  
 Bakersfield, California 93305


**Integrated Designs**  
 6011 N. Fresno, Suite 130  
 Fresno, California 93710


  
 SIGNATURE DATE 7/13/2020

  
 SIGNATURE DATE 6.30.20

**Lundgren Management**  
 Central Valley Office 1712 19th Street, #210A  
 Bakersfield California 93301

**JTS Construction**  
 PO Box 41765  
 Bakersfield California 93384

  
 SIGNATURE DATE 6-25-20

  
 SIGNATURE DATE 6/25/2020



PCO #022

Lundgren Management  
Central Valley Office 1712 19th Street, #210A  
Bakersfield, California 93301  
Phone: (861) 324-4144

Project: 03-118394 - BCSD New ES Increment 2 & 3 (Dr. Martin Luther King Jr. Elementary School)  
1101 E. Belle Terrace  
Bakersfield, California 93307  
Phone: 6612571605

### Subcontract Potential Change Order #022: Installation of Drinking Fountain Guard Rails per RFP#49

CONTRACT COMPANY:	JTS Construction PO Box 41765 Bakersfield, California 93384	CONTRACT FOR:	BP#03 - BP#03 - Concrete
PCO NUMBER/REVISION:	022 / 0	CREATED BY:	Marlon Ares (Lundgren Management)
REQUEST RECEIVED FROM:	Greg Torres (JTS Construction)	CREATED DATE:	6/2/2020
STATUS:	Pending - In Review	SUBCONTRACT CHANGE ORDER:	None
REFERENCE:	RFP#49		
FIELD CHANGE:	No	ACCOUNTING METHOD:	Amount Based
LOCATION:	Increment 2 & 3	PAID IN FULL:	No
SCHEDULE IMPACT:	0 days	TOTAL AMOUNT:	\$440.00

POTENTIAL CHANGE ORDER TITLE: Installation of Drinking Fountain Guard Rails per RFP#49

CHANGE REASON: Client Request

POTENTIAL CHANGE ORDER DESCRIPTION: *(The Contract is Changed As Follows)*  
Added cost to install drinking water fountain guard rails per RFP#49.

**ATTACHMENTS:**

COP 25.1-RFP49- CCD 22 Drinking FountainGuard Rails.pdf

Please make following as approved.

Mary A. Polaris  
Director - Facilities  
06/18/20

Lundgren Management  
Central Valley Office 1712 19th Street, #210A  
Bakersfield, California 93301

JTS Construction  
PO Box 41765  
Bakersfield, California 93384

SIGNATURE


6-26-20

DATE

SIGNATURE

6/25/2020

DATE



Bakersfield City School District  
1300 Baker Street  
Bakersfield, CA 93305

May 28, 2020

Attn: Arek Sliwa- Lundgren Management  
Owner: BCSD  
Project: MLK BP#03 – Increment 2 Citadel road

COP#025.1

Re: BP# 3 Concrete- RFP#49 Installation of water fountain guard rails. Excludes concrete, supplying and installing water fountain, guard rails, any added benches not on original plan, drain inlets, electrical. Concrete material excludes color. This estimate is for the Concrete package only.

1)JTS Labor to install guard rails and concrete 5 manhours @\$80	\$400.00
Subtotal from line 1-2	\$400.00
OHP 10%	\$40.00
<b>Total Cost</b>	<b>\$440.00</b>

\*Percent allowed per General Conditions, Article 27

Please contact me should you have any questions or concerns.

Sincerely,

*Greg Torres*

Greg R. Torres  
Project Manager  
JTS Construction  
661-703-2790

**PROPOSAL  
REQUEST  
AIA DOCUMENT G709**

OWNER   
ARCHITECT   
CONTRACTOR   
FIELD   
OTHER



**Integrated Designs  
by SOMAM**

---

**PROJECT: Martin Luther King Jr. E.S.**

**PROPOSAL REQUEST NO: 49.001**

**OWNER: Bakersfield City School District**

**DATE: 4-8-20**

**TO: Lundgren Management**

**ARCHITECT'S PROJECT NO: 5262**

**CONTRACT FOR:**

**CONTRACT DATED:**

---

Please submit an itemized quotation for changes in the Contract Sum and/or Time incidental to proposed modifications to the Contract Documents described herein.

---

**THIS IS NOT A CHANGE ORDER NOR A DIRECTION TO PROCEED WITH THE WORK DESCRIBED HEREIN.**

---

**Please submit a proposal to add benches, planters, two drinking fountains and drain inlets per the attached CCD #22. CCD #22 has been revised to clarify the benches and seat walls. Break the proposal into materials and labor and by each bid package.**


**ATTACHMENTS: CCD 22, Drinking fountain spec. sheets**

**ARCHITECT: Curtis Flynn**

## APPLICATION FOR SUBMITTAL OF POST-APPROVAL DOCUMENT

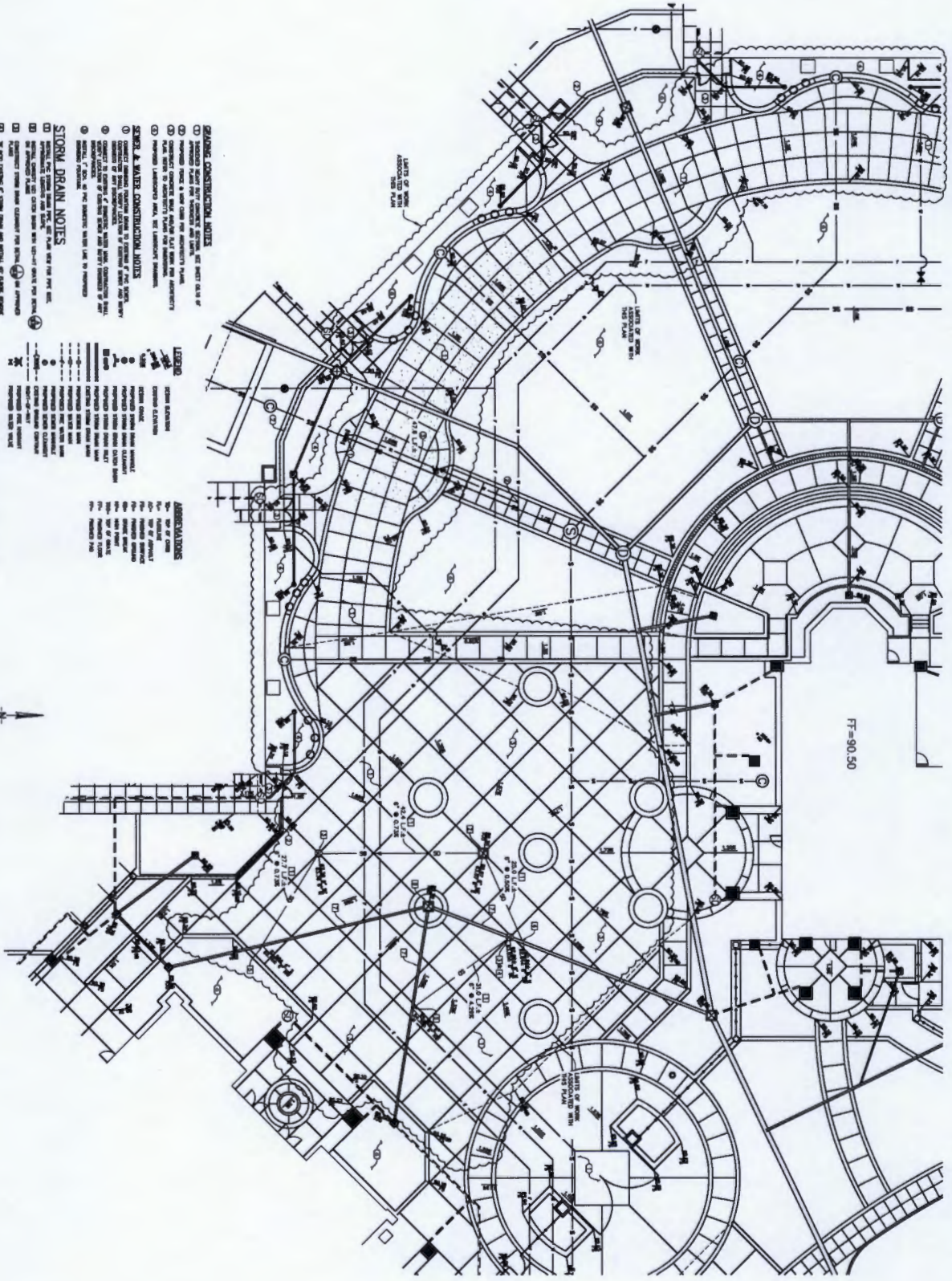

This application is for submittal of documents, after the initial approval of the project (post-approval documents), that require Division of the State Architect (DSA) review and approval. This form shall be completed by the Design Professional in General Responsible Charge of the project, in accordance with California Code of Regulations, Title 24, Part 1, Sections 4-317, 4-323 and 4-338 and in compliance with DSA IR A-6. Construction Change Document Submittal and Approval Process.

DSA documents referenced within this form are available on the [DSA Forms](#) or [DSA Publications](#) webpages.

1. SUBMITTAL TYPE: (Is this a resubmittal? Yes <input type="checkbox"/> No <input checked="" type="checkbox"/> )				
Deferred Submittal	Addendum Number:	Revision Number:	CCD Number: 22	Category A <input checked="" type="checkbox"/> or B <input type="checkbox"/>
2. PROJECT INFORMATION:				
School District/Owner: Bakersfield City School District			DSA File Number: 15-6	
Project Name/School: Martin Luther King Jr. ES			DSA Application Number 03 118394	
3. APPLICANT INFORMATION:				
Date Submitted: 03/05/20		Attached Pages? No <input type="checkbox"/> Yes <input checked="" type="checkbox"/> Number of pages? 4		
Firm Name: Integrated Designs by SOMAM		Contact Name: Tad Strom		
Work Email: tstrom@somam.com		Work Phone: (559) 436-0881		
Firm Address: 6011 N. Fresno Street, Suite 130		City: Fresno	State: CA	Zip Code: 93710
4. REASON FOR SUBMITTAL: (Check applicable boxes)				
For revision or addendum prior to construction.			<input checked="" type="checkbox"/> For a project currently under construction.	
For a project that has a form DSA 301-N: Notification of Requirement for Certification, DSA 301-P: Posted Notification of Requirement for Certification or a 90-Day Letter issued.				
To obtain DSA approval of an existing uncertified building or buildings.				
For Category B CCD this is: <input type="checkbox"/> a voluntary submittal, <input type="checkbox"/> a DSA required submittal (attach DSA notice requiring submission).				
5. DESIGN PROFESSIONAL IN GENERAL RESPONSIBLE CHARGE:				
Name of the Design Professional in General Responsible Charge: Curtis Flynn				
Professional License Number: C 28966		Discipline: Architect		
Design Professional in General Responsible Charge Statement: The attached post-approval documents have been examined by me for design intent and appear to meet the appropriate requirements of Title 24, California Code of Regulations and the project specifications. They are acceptable for incorporation into the construction of the project.				
Signature: 				
DESIGN PROFESSIONAL IN GENERAL RESPONSIBLE CHARGE				
6. CONFIRMATION, DESCRIPTION AND LISTING OF DOCUMENTS:				
For addenda, revisions, or CCDs: CHECK THIS BOX to confirm that all post-approval documents have been stamped and signed by the Responsible Design Professional listed on form DSA 1: Application for Approval of Plans and Specifications for this project. (For Deferred Submittals, refer to IR A-18: Use of Construction Documents Prepared by Other Professionals, and IR A-19: Design Professional's Signature and Seal (Stamp) on Construction Documents, when applicable, for signature and seal requirements.)				
Provide a brief description of construction scope for this post-approval document (attach additional sheets if needed): Add planters and benches at central courtyard per the attached revised site plans drawing.				
List of DSA-approved drawings affected by this post-approval document: A1 01				

DSA USE ONLY					Returned		DSA STAMP	
SSS _____	Date _____	Approved	Disapproved	Not Required	Date:			
Comments: _____								
FLS _____	Date _____	Approved	Disapproved	Not Required				
Comments: _____								
ACS _____	Date _____	Approved	Disapproved	Not Required				
Comments: _____								





**GENERAL CONSTRUCTION NOTES**

1. PREPARE THE SITE FOR THE PROPOSED IMPROVEMENTS.
2. PREPARE THE SITE FOR THE PROPOSED IMPROVEMENTS.
3. PREPARE THE SITE FOR THE PROPOSED IMPROVEMENTS.
4. PREPARE THE SITE FOR THE PROPOSED IMPROVEMENTS.
5. PREPARE THE SITE FOR THE PROPOSED IMPROVEMENTS.
6. PREPARE THE SITE FOR THE PROPOSED IMPROVEMENTS.
7. PREPARE THE SITE FOR THE PROPOSED IMPROVEMENTS.
8. PREPARE THE SITE FOR THE PROPOSED IMPROVEMENTS.
9. PREPARE THE SITE FOR THE PROPOSED IMPROVEMENTS.
10. PREPARE THE SITE FOR THE PROPOSED IMPROVEMENTS.
11. PREPARE THE SITE FOR THE PROPOSED IMPROVEMENTS.
12. PREPARE THE SITE FOR THE PROPOSED IMPROVEMENTS.
13. PREPARE THE SITE FOR THE PROPOSED IMPROVEMENTS.
14. PREPARE THE SITE FOR THE PROPOSED IMPROVEMENTS.
15. PREPARE THE SITE FOR THE PROPOSED IMPROVEMENTS.
16. PREPARE THE SITE FOR THE PROPOSED IMPROVEMENTS.
17. PREPARE THE SITE FOR THE PROPOSED IMPROVEMENTS.
18. PREPARE THE SITE FOR THE PROPOSED IMPROVEMENTS.
19. PREPARE THE SITE FOR THE PROPOSED IMPROVEMENTS.
20. PREPARE THE SITE FOR THE PROPOSED IMPROVEMENTS.

**STORM DRAIN NOTES**

1. THE STORM DRAIN SYSTEM SHALL BE DESIGNED TO CARRY THE DESIGN FLOOD FLOW.
2. THE STORM DRAIN SYSTEM SHALL BE DESIGNED TO CARRY THE DESIGN FLOOD FLOW.
3. THE STORM DRAIN SYSTEM SHALL BE DESIGNED TO CARRY THE DESIGN FLOOD FLOW.
4. THE STORM DRAIN SYSTEM SHALL BE DESIGNED TO CARRY THE DESIGN FLOOD FLOW.
5. THE STORM DRAIN SYSTEM SHALL BE DESIGNED TO CARRY THE DESIGN FLOOD FLOW.
6. THE STORM DRAIN SYSTEM SHALL BE DESIGNED TO CARRY THE DESIGN FLOOD FLOW.
7. THE STORM DRAIN SYSTEM SHALL BE DESIGNED TO CARRY THE DESIGN FLOOD FLOW.
8. THE STORM DRAIN SYSTEM SHALL BE DESIGNED TO CARRY THE DESIGN FLOOD FLOW.
9. THE STORM DRAIN SYSTEM SHALL BE DESIGNED TO CARRY THE DESIGN FLOOD FLOW.
10. THE STORM DRAIN SYSTEM SHALL BE DESIGNED TO CARRY THE DESIGN FLOOD FLOW.
11. THE STORM DRAIN SYSTEM SHALL BE DESIGNED TO CARRY THE DESIGN FLOOD FLOW.
12. THE STORM DRAIN SYSTEM SHALL BE DESIGNED TO CARRY THE DESIGN FLOOD FLOW.
13. THE STORM DRAIN SYSTEM SHALL BE DESIGNED TO CARRY THE DESIGN FLOOD FLOW.
14. THE STORM DRAIN SYSTEM SHALL BE DESIGNED TO CARRY THE DESIGN FLOOD FLOW.
15. THE STORM DRAIN SYSTEM SHALL BE DESIGNED TO CARRY THE DESIGN FLOOD FLOW.
16. THE STORM DRAIN SYSTEM SHALL BE DESIGNED TO CARRY THE DESIGN FLOOD FLOW.
17. THE STORM DRAIN SYSTEM SHALL BE DESIGNED TO CARRY THE DESIGN FLOOD FLOW.
18. THE STORM DRAIN SYSTEM SHALL BE DESIGNED TO CARRY THE DESIGN FLOOD FLOW.
19. THE STORM DRAIN SYSTEM SHALL BE DESIGNED TO CARRY THE DESIGN FLOOD FLOW.
20. THE STORM DRAIN SYSTEM SHALL BE DESIGNED TO CARRY THE DESIGN FLOOD FLOW.

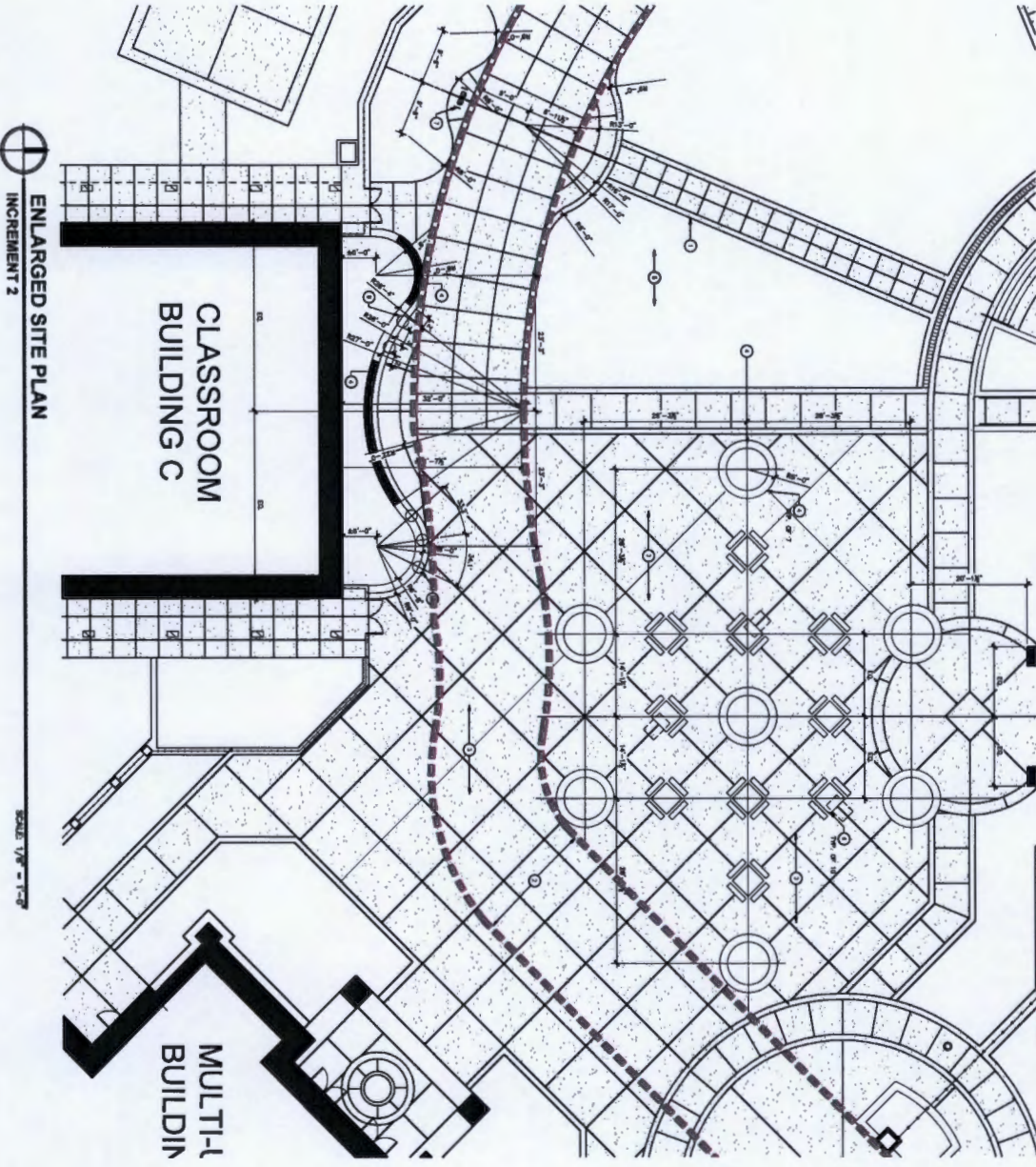

**NOTICE TO CONTRACTOR**  
 ALL WORK SHALL BE DONE IN ACCORDANCE WITH THE SPECIFICATIONS AND CONDITIONS OF THE CONTRACT DOCUMENTS. THE CONTRACTOR SHALL BE RESPONSIBLE FOR OBTAINING ALL NECESSARY PERMITS AND APPROVALS FROM THE CITY OF BAKERSFIELD. THE CONTRACTOR SHALL BE RESPONSIBLE FOR OBTAINING ALL NECESSARY PERMITS AND APPROVALS FROM THE CITY OF BAKERSFIELD.



		<b>CIVIL IMPROVEMENTS          AMPHITHEATER AREA          SOUTH HALF</b>		
		<b>NEW ELEMENTARY SCHOOL          INCREMENT 2</b> BAKERSFIELD CITY SCHOOL DISTRICT 801 G. STREET & MARSH GRASS COURT		
Date: 02/21/20 Scale: XXX Sheet: 12 of 12	Title: CIVIL IMPROVEMENTS Author: [Name] Designer: [Name] Checker: [Name] Date: 02/21/20	Date: 02/21/20 Scale: XXX Sheet: 12 of 12	Date: 02/21/20 Scale: XXX Sheet: 12 of 12	Date: 02/21/20 Scale: XXX Sheet: 12 of 12



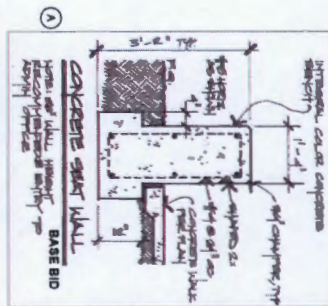
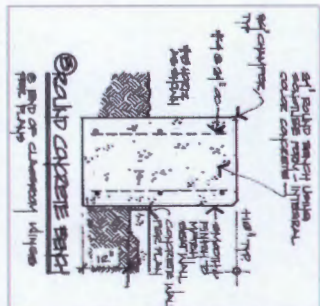
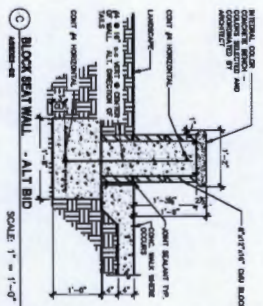




ENLARGED SITE PLAN  
INCREMENT 2

SCALE 1/8" = 1'-0"

THIS NOTE IS TO BE PLACED IN THE AREA OF THE PLAN WHERE THE CONCRETE WALL IS TO BE LOCATED.



- ### KEY NOTES
1. SEE THE GENERAL NOTES FOR THE CONCRETE WALL AND SEED WALL.
  2. THE CONCRETE WALL AND SEED WALL SHALL BE CONCRETE WITH A MINIMUM OF 4000 PSI STRENGTH.
  3. THE CONCRETE WALL AND SEED WALL SHALL BE CONCRETE WITH A MINIMUM OF 4000 PSI STRENGTH.
  4. THE CONCRETE WALL AND SEED WALL SHALL BE CONCRETE WITH A MINIMUM OF 4000 PSI STRENGTH.
  5. THE CONCRETE WALL AND SEED WALL SHALL BE CONCRETE WITH A MINIMUM OF 4000 PSI STRENGTH.
  6. THE CONCRETE WALL AND SEED WALL SHALL BE CONCRETE WITH A MINIMUM OF 4000 PSI STRENGTH.
  7. THE CONCRETE WALL AND SEED WALL SHALL BE CONCRETE WITH A MINIMUM OF 4000 PSI STRENGTH.
  8. THE CONCRETE WALL AND SEED WALL SHALL BE CONCRETE WITH A MINIMUM OF 4000 PSI STRENGTH.
  9. THE CONCRETE WALL AND SEED WALL SHALL BE CONCRETE WITH A MINIMUM OF 4000 PSI STRENGTH.
  10. THE CONCRETE WALL AND SEED WALL SHALL BE CONCRETE WITH A MINIMUM OF 4000 PSI STRENGTH.

DATE PLOTTED: 04/01/2010 10:00 AM. PLOTTER: HP DesignJet 2400. PLOTTING SCALE: 1/8" = 1'-0".

	<b>5262</b>	<b>A-1</b>	<b>ENLARGED SITE PLAN</b> SHEET NO. 04/01/2010 DATE: 04/01/2010 DRAWN BY: [Name] CHECKED BY: [Name]	<b>Integrated designs</b> by SCHMIDT, INC. ARCHITECTURE • ENGINEERING • INTERIOR DESIGN • PROJECT MANAGEMENT 5811 N. FRONT, SUITE 100 - FRESNO, CALIFORNIA 93720 PHONE (509) 438-4800 FAX (509) 438-4807 E-MAIL info@integrateddesigns.com WWW.INTegratedDESIGNs.COM	<b>NEW ELEMENTARY SCHOOL INCREMENT 2</b> BAKERSFIELD CITY SCHOOL DISTRICT PROJECT ADDRESS PROJECT LOCATION	REVISIONS <table border="1"> <thead> <tr> <th>NO.</th> <th>DESCRIPTION</th> <th>DATE</th> </tr> </thead> <tbody> <tr> <td> </td> <td> </td> <td> </td> </tr> </tbody> </table>	NO.	DESCRIPTION	DATE			
	NO.	DESCRIPTION	DATE									
	5262	A-1	ENLARGED SITE PLAN SHEET NO. 04/01/2010 DATE: 04/01/2010 DRAWN BY: [Name] CHECKED BY: [Name]	<b>Integrated designs</b> by SCHMIDT, INC. ARCHITECTURE • ENGINEERING • INTERIOR DESIGN • PROJECT MANAGEMENT 5811 N. FRONT, SUITE 100 - FRESNO, CALIFORNIA 93720 PHONE (509) 438-4800 FAX (509) 438-4807 E-MAIL info@integrateddesigns.com WWW.INTegratedDESIGNs.COM	<b>NEW ELEMENTARY SCHOOL INCREMENT 2</b> BAKERSFIELD CITY SCHOOL DISTRICT PROJECT ADDRESS PROJECT LOCATION	REVISIONS <table border="1"> <thead> <tr> <th>NO.</th> <th>DESCRIPTION</th> <th>DATE</th> </tr> </thead> <tbody> <tr> <td> </td> <td> </td> <td> </td> </tr> </tbody> </table>	NO.	DESCRIPTION	DATE			
NO.	DESCRIPTION	DATE										