

STOCKPILE # PC - 282

RELOCATABLE BUILDING (S) FOR CLASS LEASING

STOCKPILE # 40 50 - 24' X 40'

LEGEND	
SYMBOL	DESCRIPTION
	DETAIL ON SAME SHEET AS SYMBOL
	DETAIL NUMBER (1) ON SHEET NUMBER (2)
	NOTE NO. 1 ON SAME SHEET AS SYMBOL
	NOTE NO. 4 ON SHEET NUMBER (5)
	WALL PANEL TYPE 'A' ON SHEET (1)
	SECTION 'A' ON SHEET (2)
	REVISION CHANGE IN DWG NO. (1) FIRST REVISION
	HIGHLIGHTS CHANGED AREA
	DOOR REFERENCE
	WINDOW REFERENCE
	SEE STRUC. DWG
	SEE MECH DWG
	SEE ELEC DWG
	SEE PLUM DWG

NOTE: SPECIFICATIONS SUBJECT TO CHANGE DUE TO D.S.A. REQUIREMENTS AND PRODUCT IMPROVEMENTS.

APPLICABLE CODES - NEW CONSTRUCTION

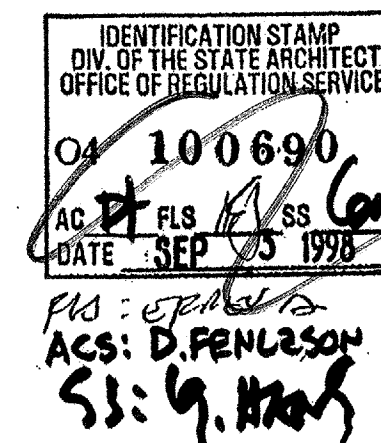
1994 UBC AND 1995 CALIFORNIA AMENDMENTS (95 CALIFORNIA BUILDING CODE - PART 2, TITLE 24, C.C.R.)
 1995 NEC AND 1995 CALIFORNIA AMENDMENTS (95 CALIFORNIA ELECTRICAL CODE - PART 3, TITLE 24, C.C.R.)
 1994 UMC AND 1995 CALIFORNIA AMENDMENTS (95 CALIFORNIA MECHANICAL CODE - PART 4, TITLE 24, C.C.R.)
 1994 UPC AND 1995 CALIFORNIA AMENDMENTS (95 CALIFORNIA PLUMBING CODE - PART 5, TITLE 24, C.C.R.)
 1995 UNIFORM FIRE CODE WITH STATE AMENDMENTS (CALIFORNIA FIRE CODE - PART 4, TITLE 24, C.C.R.)
 1994 BUILDING STANDARDS CODE (95 STATE REFERENCED STANDARDS CODE - PART 12, TITLE 24, C.C.R.)
 TITLE 19, C.C.R. PUBLIC SAFETY, STATE FIRE MARSHAL REGULATIONS.

SERIAL # JOB

(1)	29017 - 29018	# 2629
(1)	29027 - 29028	# 2629
(18)	36657 - 36692	# 2928
(15)	36707 - 36736	# 2928
(13)	38956 - 38981	# 3060
(1)	41577 - 41578	# 3268

50 24x40 CLASSROOMS

CLASS LEASING LLC
2015 - STOCKPILE



BUILDING DATA	
24' x 40' / 1000 SQ FT	BLDG'S
OCCUPANCY	GROUP E-2
TYPE OF CONSTRUCTION	V-N
WIND LOAD	80 MPH EXP. 'C'
FLOOR LIVE LOAD	50 PSF + 20 PSF
ROOF LIVE LOAD	20 P.S.F.
BUILDING AREA	960 SQ FT
STRUCTURAL DESIGN	RIGID FRAME

*AS ALTERNATE FOR ALL 8" OT PIN ATTACHMENTS, USE #10 S.T.S.M.S. AT THE SAME SPACING.

SHEET INDEX - SITE SET-UP

A.0 - COVER SHEET
A1.0 - FLOOR PLAN (24' X 40')
A2.0 - ROOF PLAN (24' X 40')
A3.0A - EXTERIOR ELEVATION (24' X 40') DUAL RITH
A3.0B - EXTERIOR ELEVATION (24' X 40') DUAL RITH
A4.0 - INTERIOR ELEVATIONS (24' X 40')
A5.0 - FINISH SCHEDULE
A6.0 - ARCHITECTURAL DETAILS (METALS STUDS)
A7.0 - ARCHITECTURAL DETAILS (WOOD STUDS)
A8.0 - REFLECTED CEILING PLAN (24' X 40')
A9.0 - REFLECTED CEILING DETAILS

CLASS LEASING LLC PC 04-113778 RELOCATION
 F1.0 COVER SHEET, BUILDING DATA, STOCKPILE APPROVAL INDEX
 F2.0 24x40 60 PSF FOUNDATION PLAN AND DETAILS, ADJACENT BUILDING PAD

F3.0 FOUNDATION PLAN (24' X 40')
F4.0 FOUNDATION DETAILS (CONCRETE)
F5.0 FOUNDATION DETAILS (BELOW GRADE)
F6.0 FOUNDATION DETAILS (BELOW GRADE)
F7.0 FLOOR FRAMING PLAN (24' X 40')
F8.0 FLOOR FRAMING PLAN (24' X 40')
F9.0 ROOF FRAMING PLAN (DUAL SLOPE)
F10.0 ROOF FRAMING PLAN (CENTER MODULE)
F11.0 STRUCTURAL ELEVATIONS AND DETAILS (DUAL SLOPE)
F12.0 STRUCTURAL DETAILS (DUAL SLOPE)
F13.0 STRUCTURAL DETAILS
F14.0 WALL FRAMING (DUAL SLOPE)
F15.0 WALL FRAMING DETAILS (DUAL SLOPE)
F16.0 WALL FRAMING DETAILS (DUAL SLOPE)
F17.0 WALL FRAMING DETAILS (DUAL SLOPE)
F18.0 WALL FRAMING DETAILS (DUAL SLOPE)
F19.0 WALL FRAMING DETAILS (DUAL SLOPE)
F20.0 WALL FRAMING DETAILS (DUAL SLOPE)
F21.0 WALL FRAMING DETAILS (DUAL SLOPE)
F22.0 WALL FRAMING DETAILS (DUAL SLOPE)
F23.0 WALL FRAMING DETAILS (DUAL SLOPE)
F24.0 WALL FRAMING DETAILS (DUAL SLOPE)
F25.0 WALL FRAMING DETAILS (DUAL SLOPE)
F26.0 WALL FRAMING DETAILS (DUAL SLOPE)
F27.0 WALL FRAMING DETAILS (DUAL SLOPE)
F28.0 WALL FRAMING DETAILS (DUAL SLOPE)
F29.0 WALL FRAMING DETAILS (DUAL SLOPE)
F30.0 WALL FRAMING DETAILS (DUAL SLOPE)
F31.0 WALL FRAMING DETAILS (DUAL SLOPE)
F32.0 WALL FRAMING DETAILS (DUAL SLOPE)
F33.0 WALL FRAMING DETAILS (DUAL SLOPE)
F34.0 WALL FRAMING DETAILS (DUAL SLOPE)
F35.0 WALL FRAMING DETAILS (DUAL SLOPE)
F36.0 WALL FRAMING DETAILS (DUAL SLOPE)
F37.0 WALL FRAMING DETAILS (DUAL SLOPE)
F38.0 WALL FRAMING DETAILS (DUAL SLOPE)
F39.0 WALL FRAMING DETAILS (DUAL SLOPE)
F40.0 WALL FRAMING DETAILS (DUAL SLOPE)
F41.0 WALL FRAMING DETAILS (DUAL SLOPE)
F42.0 WALL FRAMING DETAILS (DUAL SLOPE)
F43.0 WALL FRAMING DETAILS (DUAL SLOPE)
F44.0 WALL FRAMING DETAILS (DUAL SLOPE)
F45.0 WALL FRAMING DETAILS (DUAL SLOPE)
F46.0 WALL FRAMING DETAILS (DUAL SLOPE)
F47.0 WALL FRAMING DETAILS (DUAL SLOPE)
F48.0 WALL FRAMING DETAILS (DUAL SLOPE)
F49.0 WALL FRAMING DETAILS (DUAL SLOPE)
F50.0 WALL FRAMING DETAILS (DUAL SLOPE)
F51.0 WALL FRAMING DETAILS (DUAL SLOPE)
F52.0 WALL FRAMING DETAILS (DUAL SLOPE)
F53.0 WALL FRAMING DETAILS (DUAL SLOPE)
F54.0 WALL FRAMING DETAILS (DUAL SLOPE)
F55.0 WALL FRAMING DETAILS (DUAL SLOPE)
F56.0 WALL FRAMING DETAILS (DUAL SLOPE)
F57.0 WALL FRAMING DETAILS (DUAL SLOPE)
F58.0 WALL FRAMING DETAILS (DUAL SLOPE)
F59.0 WALL FRAMING DETAILS (DUAL SLOPE)
F60.0 WALL FRAMING DETAILS (DUAL SLOPE)
F61.0 WALL FRAMING DETAILS (DUAL SLOPE)
F62.0 WALL FRAMING DETAILS (DUAL SLOPE)
F63.0 WALL FRAMING DETAILS (DUAL SLOPE)
F64.0 WALL FRAMING DETAILS (DUAL SLOPE)
F65.0 WALL FRAMING DETAILS (DUAL SLOPE)
F66.0 WALL FRAMING DETAILS (DUAL SLOPE)
F67.0 WALL FRAMING DETAILS (DUAL SLOPE)
F68.0 WALL FRAMING DETAILS (DUAL SLOPE)
F69.0 WALL FRAMING DETAILS (DUAL SLOPE)
F70.0 WALL FRAMING DETAILS (DUAL SLOPE)
F71.0 WALL FRAMING DETAILS (DUAL SLOPE)
F72.0 WALL FRAMING DETAILS (DUAL SLOPE)
F73.0 WALL FRAMING DETAILS (DUAL SLOPE)
F74.0 WALL FRAMING DETAILS (DUAL SLOPE)
F75.0 WALL FRAMING DETAILS (DUAL SLOPE)
F76.0 WALL FRAMING DETAILS (DUAL SLOPE)
F77.0 WALL FRAMING DETAILS (DUAL SLOPE)
F78.0 WALL FRAMING DETAILS (DUAL SLOPE)
F79.0 WALL FRAMING DETAILS (DUAL SLOPE)
F80.0 WALL FRAMING DETAILS (DUAL SLOPE)
F81.0 WALL FRAMING DETAILS (DUAL SLOPE)
F82.0 WALL FRAMING DETAILS (DUAL SLOPE)
F83.0 WALL FRAMING DETAILS (DUAL SLOPE)
F84.0 WALL FRAMING DETAILS (DUAL SLOPE)
F85.0 WALL FRAMING DETAILS (DUAL SLOPE)
F86.0 WALL FRAMING DETAILS (DUAL SLOPE)
F87.0 WALL FRAMING DETAILS (DUAL SLOPE)
F88.0 WALL FRAMING DETAILS (DUAL SLOPE)
F89.0 WALL FRAMING DETAILS (DUAL SLOPE)
F90.0 WALL FRAMING DETAILS (DUAL SLOPE)
F91.0 WALL FRAMING DETAILS (DUAL SLOPE)
F92.0 WALL FRAMING DETAILS (DUAL SLOPE)
F93.0 WALL FRAMING DETAILS (DUAL SLOPE)
F94.0 WALL FRAMING DETAILS (DUAL SLOPE)
F95.0 WALL FRAMING DETAILS (DUAL SLOPE)
F96.0 WALL FRAMING DETAILS (DUAL SLOPE)
F97.0 WALL FRAMING DETAILS (DUAL SLOPE)
F98.0 WALL FRAMING DETAILS (DUAL SLOPE)
F99.0 WALL FRAMING DETAILS (DUAL SLOPE)
F100.0 WALL FRAMING DETAILS (DUAL SLOPE)



E1.0 - ELECTRICAL PLAN (24' X 40')
E2.0 - ELECTRICAL PLAN (24' X 40')
E3.0 - ELECTRICAL PLAN (24' X 40')
E4.0 - ELECTRICAL PLAN (24' X 40')
E5.0 - ELECTRICAL PLAN (24' X 40')
E6.0 - ELECTRICAL PLAN (24' X 40')
E7.0 - ELECTRICAL PLAN (24' X 40')
E8.0 - ELECTRICAL PLAN (24' X 40')
E9.0 - ELECTRICAL PLAN (24' X 40')
E10.0 - ELECTRICAL PLAN (24' X 40')
E11.0 - ELECTRICAL PLAN (24' X 40')
E12.0 - ELECTRICAL PLAN (24' X 40')
E13.0 - ELECTRICAL PLAN (24' X 40')
E14.0 - ELECTRICAL PLAN (24' X 40')
E15.0 - ELECTRICAL PLAN (24' X 40')
E16.0 - ELECTRICAL PLAN (24' X 40')
E17.0 - ELECTRICAL PLAN (24' X 40')
E18.0 - ELECTRICAL PLAN (24' X 40')
E19.0 - ELECTRICAL PLAN (24' X 40')
E20.0 - ELECTRICAL PLAN (24' X 40')
E21.0 - ELECTRICAL PLAN (24' X 40')
E22.0 - ELECTRICAL PLAN (24' X 40')
E23.0 - ELECTRICAL PLAN (24' X 40')
E24.0 - ELECTRICAL PLAN (24' X 40')
E25.0 - ELECTRICAL PLAN (24' X 40')
E26.0 - ELECTRICAL PLAN (24' X 40')
E27.0 - ELECTRICAL PLAN (24' X 40')
E28.0 - ELECTRICAL PLAN (24' X 40')
E29.0 - ELECTRICAL PLAN (24' X 40')
E30.0 - ELECTRICAL PLAN (24' X 40')
E31.0 - ELECTRICAL PLAN (24' X 40')
E32.0 - ELECTRICAL PLAN (24' X 40')
E33.0 - ELECTRICAL PLAN (24' X 40')
E34.0 - ELECTRICAL PLAN (24' X 40')
E35.0 - ELECTRICAL PLAN (24' X 40')
E36.0 - ELECTRICAL PLAN (24' X 40')
E37.0 - ELECTRICAL PLAN (24' X 40')
E38.0 - ELECTRICAL PLAN (24' X 40')
E39.0 - ELECTRICAL PLAN (24' X 40')
E40.0 - ELECTRICAL PLAN (24' X 40')
E41.0 - ELECTRICAL PLAN (24' X 40')
E42.0 - ELECTRICAL PLAN (24' X 40')
E43.0 - ELECTRICAL PLAN (24' X 40')
E44.0 - ELECTRICAL PLAN (24' X 40')
E45.0 - ELECTRICAL PLAN (24' X 40')
E46.0 - ELECTRICAL PLAN (24' X 40')
E47.0 - ELECTRICAL PLAN (24' X 40')
E48.0 - ELECTRICAL PLAN (24' X 40')
E49.0 - ELECTRICAL PLAN (24' X 40')
E50.0 - ELECTRICAL PLAN (24' X 40')
E51.0 - ELECTRICAL PLAN (24' X 40')
E52.0 - ELECTRICAL PLAN (24' X 40')
E53.0 - ELECTRICAL PLAN (24' X 40')
E54.0 - ELECTRICAL PLAN (24' X 40')
E55.0 - ELECTRICAL PLAN (24' X 40')
E56.0 - ELECTRICAL PLAN (24' X 40')
E57.0 - ELECTRICAL PLAN (24' X 40')
E58.0 - ELECTRICAL PLAN (24' X 40')
E59.0 - ELECTRICAL PLAN (24' X 40')
E60.0 - ELECTRICAL PLAN (24' X 40')
E61.0 - ELECTRICAL PLAN (24' X 40')
E62.0 - ELECTRICAL PLAN (24' X 40')
E63.0 - ELECTRICAL PLAN (24' X 40')
E64.0 - ELECTRICAL PLAN (24' X 40')
E65.0 - ELECTRICAL PLAN (24' X 40')
E66.0 - ELECTRICAL PLAN (24' X 40')
E67.0 - ELECTRICAL PLAN (24' X 40')
E68.0 - ELECTRICAL PLAN (24' X 40')
E69.0 - ELECTRICAL PLAN (24' X 40')
E70.0 - ELECTRICAL PLAN (24' X 40')
E71.0 - ELECTRICAL PLAN (24' X 40')
E72.0 - ELECTRICAL PLAN (24' X 40')
E73.0 - ELECTRICAL PLAN (24' X 40')
E74.0 - ELECTRICAL PLAN (24' X 40')
E75.0 - ELECTRICAL PLAN (24' X 40')
E76.0 - ELECTRICAL PLAN (24' X 40')
E77.0 - ELECTRICAL PLAN (24' X 40')
E78.0 - ELECTRICAL PLAN (24' X 40')
E79.0 - ELECTRICAL PLAN (24' X 40')
E80.0 - ELECTRICAL PLAN (24' X 40')
E81.0 - ELECTRICAL PLAN (24' X 40')
E82.0 - ELECTRICAL PLAN (24' X 40')
E83.0 - ELECTRICAL PLAN (24' X 40')
E84.0 - ELECTRICAL PLAN (24' X 40')
E85.0 - ELECTRICAL PLAN (24' X 40')
E86.0 - ELECTRICAL PLAN (24' X 40')
E87.0 - ELECTRICAL PLAN (24' X 40')
E88.0 - ELECTRICAL PLAN (24' X 40')
E89.0 - ELECTRICAL PLAN (24' X 40')
E90.0 - ELECTRICAL PLAN (24' X 40')
E91.0 - ELECTRICAL PLAN (24' X 40')
E92.0 - ELECTRICAL PLAN (24' X 40')
E93.0 - ELECTRICAL PLAN (24' X 40')
E94.0 - ELECTRICAL PLAN (24' X 40')
E95.0 - ELECTRICAL PLAN (24' X 40')
E96.0 - ELECTRICAL PLAN (24' X 40')
E97.0 - ELECTRICAL PLAN (24' X 40')
E98.0 - ELECTRICAL PLAN (24' X 40')
E99.0 - ELECTRICAL PLAN (24' X 40')
E100.0 - ELECTRICAL PLAN (24' X 40')

R1.0 - RAMP PLAN
R2.0 - RAMP DETAILS

WITH THE SIGNING OF THE DRAWINGS, HE ACKNOWLEDGE THAT HE HAVE REVIEWED THESE PLANS AND SPECIFICATIONS AND HAVE FOUND THEM TO BE IN GENERAL COMPLIANCE WITH THE BID DRAWINGS, SPECIFICATIONS AND ASSOCIATED ADDENDUMS. WHEN THESE PLANS AND SPECIFICATIONS HAVE BEEN APPROVED BY THE DEPARTMENT OF HOUSING, THEY SHALL PRELIMINARY OVERLAPLING AREAS IN THE BID DRAWING AND SPECIFICATIONS, AND ANY ADDENDUMS THERETO.

ARCHITECT

STRUCTURAL
 * FOR PG PLAN ONLY A/E OF RECORD:
 JAMEST. SIMPSON
 EKL STRUCTURAL ENG. INC.
 921 B WHITTIER BLVD
 LA HABRA, CA. 90631
 (562) 697-7304



RELOCATION

4012-085 STKF

3268
3060
2629
2928

TITLE SHEET