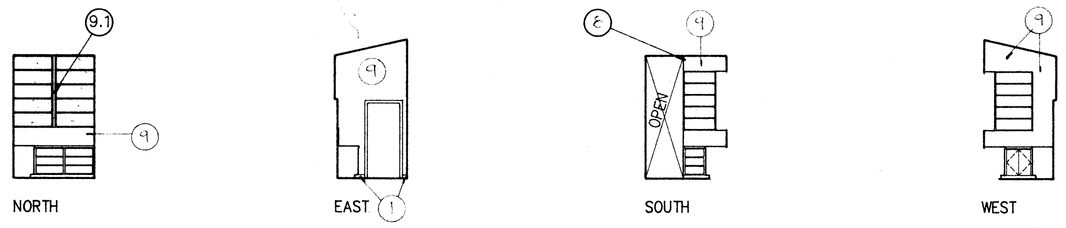

1986 STORAGE

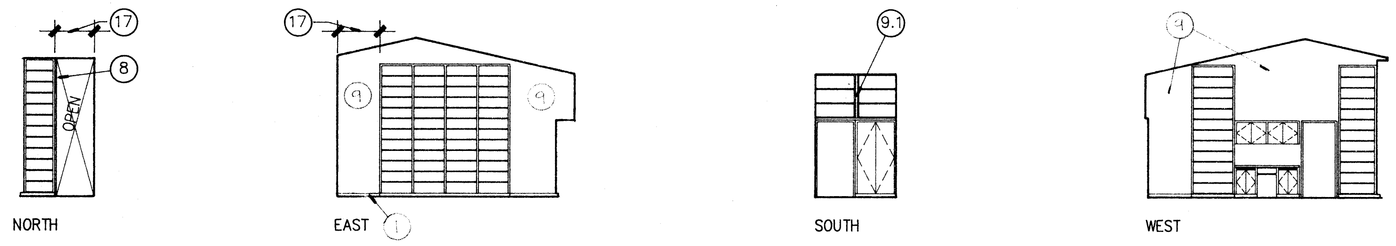

1987 STORAGE

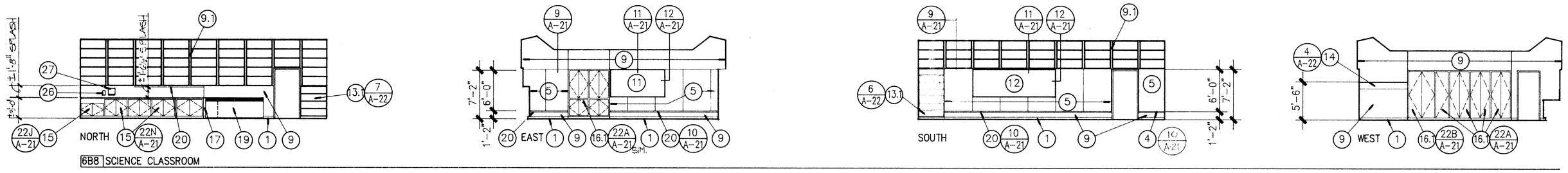

6B8 SCIENCE CLASSROOM

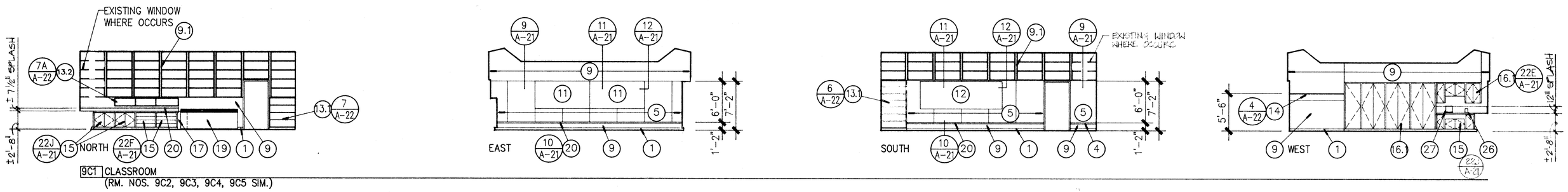

9C1 CLASSROOM
(RM. NOS. 9C2, 9C3, 9C4, 9C5 SIM.)

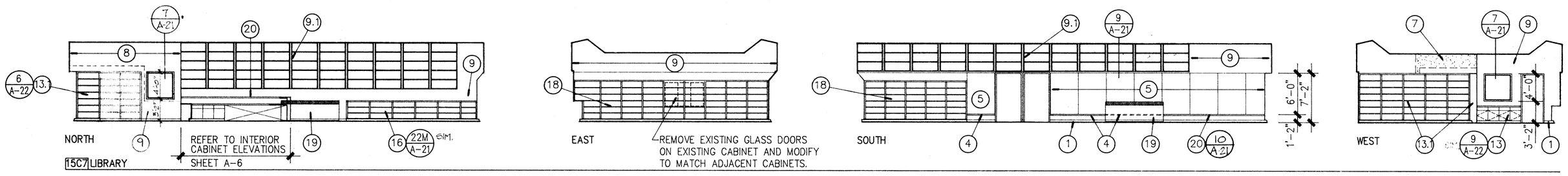

15C7 LIBRARY

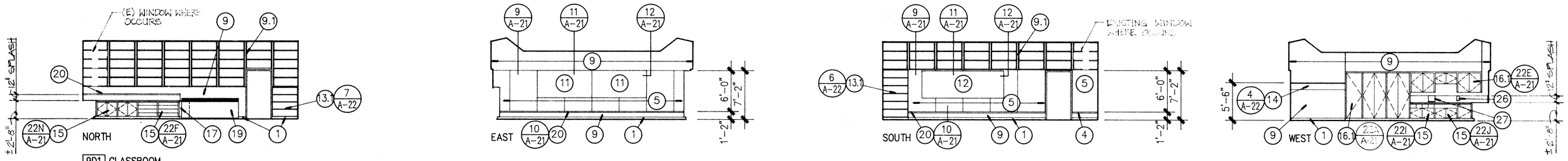

9D1 CLASSROOM
(RM. NOS. 9D2, 9D3, 9D4, 9D5 SIM.)

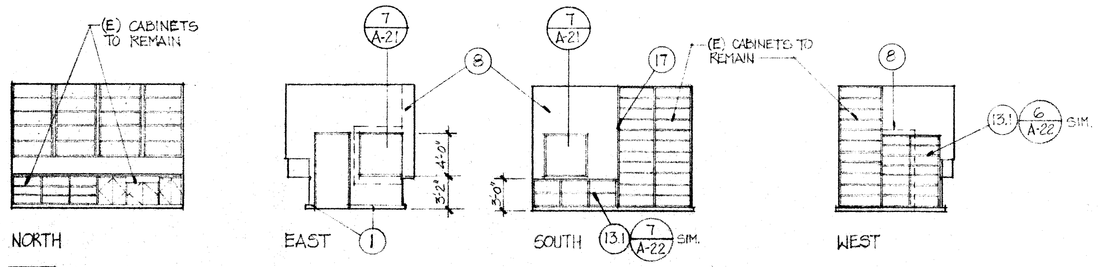

15C6 WORK ROOM

INTERIOR ELEVATIONS

1/8"

NOTE: (REFER TO MECHANICAL DRAWINGS FOR LOCATION AND DETAIL OF BAROMETRIC RELIEF VENTS)

INT. ELEVATION NOTES

ALL NOTES IN THIS COLUMN ARE TO BE USED FOR DRAWINGS ON THIS SHEET ONLY. NOTES LISTED IN THIS COLUMN WHICH ARE NOT INDICATED ON THE DRAWINGS SHALL BE DISREGARDED. (U.O.N. PROVIDE & INSTALL ITEMS IN THIS COLUMN, NOT ON ARE TO BE INSTALLED ON EXISTING.)

1. 4" RUBBER BASE (CARPET BASE AT CARPET TOPSET BASE AT VINYL FLOORING)
2. 6" COVED CERAMIC TILE BASE
3. PATCH OR REPAIR ANY DAMAGED CERAMIC TILE & OTHER SURFACE IMPERFECTIONS TO BE READY FOR SURFACE & FINISHES BUT NOT INSTALLED
4. PAINTED HARDWOOD TRIM TO MATCH ELECTRIC PLUG STRIP IN SIZE AND COLOR
5. VINYL COVERED TACKABLE WALL PANELS
6. CERAMIC TILE
7. PATCH WITH PLASTER TO MATCH ADJACENT WALL SURFACE MATERIAL AND TEXTURE
8. PATCH WITH PLYWOOD TO MATCH ADJACENT WALL SURFACE MATERIAL AND TEXTURE
9. PATCH OR REPAIR ANY DAMAGED, SPLITTED, DENTS & OTHER SURFACE IMPERFECTIONS TO BE READY FOR PAINTING & FINISHES. NOT INSTALLED.

9.1 PATCH OR REPAIR ANY DAMAGED, SPLITTED, DENTS & OTHER SURFACE IMPERFECTIONS TO BE READY FOR PAINTING & FINISHES. NOT INSTALLED.

10. 4' X 10' CHALKBOARD
11. 4' X 8' CHALKBOARD
12. 4' X 12' CHALKBOARD
13. PROVIDE AND INSTALL BASE CABINET

13.1 PROVIDE AND INSTALL BOOKCASE AND LAM.PLAS. COVERED ADJUSTABLE SHELVES

13.2 PROVIDE AND INSTALL UPPER BOOKCASE

13.3 PROVIDE AND INSTALL UPPER CABINET

13.4 PROVIDE AND INSTALL TALL STORAGE / WARDROBE CABINET

14. PROVIDE AND INSTALL LAMINATE PLASTIC COVERED SHELF WITH COAT HOOKS AND SUPPORTING BRACKETS.
15. REPAIR OR REPLACE EXISTING CABINET FRAMES, SHELVES, DRAWERS, ETC. THAT ARE DAMAGED, SPLITTED, DENTED AND PAINT ENTIRE CABINET (INSIDE AND OUT). PROVIDE AND INSTALL LAMINATE PLASTIC COVERED SMOOTH AND COUNTERTOPS OVER EXISTING FRAME. PROVIDE AND INSTALL CABINET HARDWARE. PROVIDE AND INSTALL LAMINATE PLASTIC COVERED DOORS AND DRAWER FACES WHERE THEY OCCUR.
16. REPAIR OR REPLACE EXISTING CABINET FRAMES, SHELVES, DRAWERS, ETC. THAT ARE DAMAGED, SPLITTED, DENTED AND PAINT ENTIRE CABINET (INSIDE AND OUT). PROVIDE AND INSTALL LAMINATE PLASTIC COVERED COUNTERTOPS OVER EXISTING FRAME. PROVIDE AND INSTALL CABINET HARDWARE. PROVIDE AND INSTALL LAMINATE PLASTIC COVERED DOORS AND DRAWER FACES WHERE THEY OCCUR.

16.1 REPAIR OR REPLACE EXISTING CABINET FRAMES, SHELVES, DRAWERS, ETC. THAT ARE DAMAGED, SPLITTED, DENTED AND PAINT ENTIRE CABINET (INSIDE AND OUT). PROVIDE AND INSTALL CABINET HARDWARE. PROVIDE AND INSTALL LAMINATE PLASTIC COVERED DOORS AND DRAWER FACES WHERE THEY OCCUR.

17. PORTION OF EXISTING CABINET TO BE REMOVED. FINISH WITH PAINTED CABINET END PANEL.
18. REPAIR OR REPLACE EXISTING CABINET FRAMES, SHELVES, ETC. THAT ARE DAMAGED, SPLITTED, DENTED & PAINT ENTIRE CABINET (INSIDE AND OUT).
19. UNIT VENTILATOR (REFER TO MECHANICAL PLANS)
20. ELECTRICAL PLUG STRIP (REFER TO ELEC. PLANS)

20.1 HANDICAP LIFT (REFER TO ELECTRICAL PLANS).

21. ELECTRIC HAND DRYER
22. TOILET PAPER DISPENSER
23. TOILET (REFER TO PLUMBING PLANS)
24. URINAL (REFER TO PLUMBING PLANS)
25. LAVATORY (REFER TO PLUMBING PLANS)
26. SOAP DISPENSER
27. PAPER TOWEL DISPENSER
28. MIRROR
29. NAPKIN DISPOSAL
30. TOILET PARTITION
31. GRAB BAR
32. TOILET SEAT COVER DISPENSER
33. HANDRAIL
34. GUARDRAIL

NOTE:
REFER TO MOUNTING HEIGHT SCHEDULE, SHT. A-6 FOR CLEARANCE DIMENSIONS & MOUNTING HEIGHTS OF FIXTURES & ACCESSORIES

OFFICE OF THE STATE ARCHITECT
51547 AUG 01 89
STATE OF CALIFORNIA
IDENTIFICATION
Department of General Services
Office of the State Architect
51547 NP/GA

RRA
Architecture
Planning
Interior Design
Space Planning

Donald W. Renfro AIA C5283
Mark E. Russell AIA C13726
Carl G. Elliott AIA C7571
K. Bartram Huffman AIA C12061
Kenneth A. Kalla AIA C17760
Jeffrey P. Krausse AIA C16834
Tommy W. Preston AIA C12263
Larry G. Wiggins AIA C12514

Renfro-Russell & Associates. Inc.
4800 Stockdale Highway, Suite 304, Bakersfield, California 93309 (805) 327-7075

CONSULTANTS

PROJECT

BAKERSFIELD CITY SCHOOL DISTRICT

WASHINGTON JUNIOR HIGH SCHOOL MODERNIZATION

THE ABOVE DRAWINGS AND SPECIFICATIONS AND IDEAS, DESIGNS AND ARRANGEMENTS REPRESENTED THEREBY ARE AND SHALL REMAIN THE PROPERTY OF THE ARCHITECT AND NO PART THEREOF SHALL BE COPIED, DISCLOSED TO OTHERS OR USED IN CONNECTION WITH ANY WORK OR PROJECT OTHER THAN THE SPECIFIC PROJECT FOR WHICH THEY HAVE BEEN PREPARED AND DEVELOPED WITHOUT THE WRITTEN CONSENT OF THE ARCHITECT. VISUAL CONTACT WITH these DRAWINGS OR SPECIFICATIONS SHALL CONSTITUTE CONCLUSIVE EVIDENCE OF ACCEPTANCE OF THESE RESTRICTIONS.

WRITTEN DIMENSIONS ON THESE DRAWINGS SHALL HAVE PRECEDENCE OVER SCALED DIMENSION. CONTRACTORS SHALL VERIFY AND BE RESPONSIBLE FOR ALL DIMENSIONS AND CONDITIONS ON THE JOB AND THIS OFFICE MUST BE NOTIFIED OF ANY VARIATIONS FROM THE DIMENSIONS AND CONDITIONS SHOWN BY THESE DRAWINGS. SHOP DETAILS MUST BE SUBMITTED TO THIS OFFICE FOR APPROVAL BEFORE PROCEEDING WITH FABRICATION.

KEY PLAN

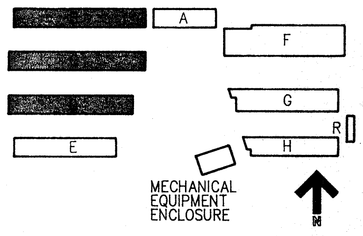

BAKERSFIELD CITY SCHOOL DISTRICT
BOARD OF EDUCATION

DATE	APPROVED

DATE	ISSUED FOR
9-3-91	BIDDING

DATE	REVISIONS

SHEET TITLE

INTERIOR ELEVATIONS

APPROVED/ARCHITECT Tommy W. Preston
CHECKED TWP DATE 8-1-89
DRAWN BY ES PROJECT NO. 86-216W

SHEET NUMBER 86216CA73A96

A-8

OF 23 SHEETS