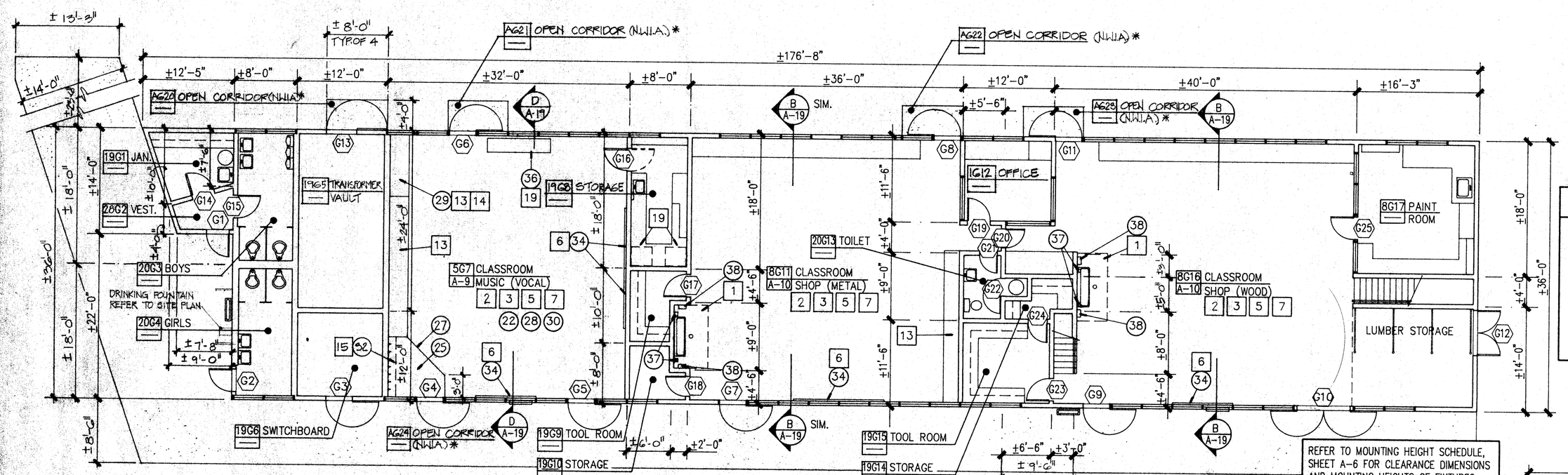

BUILDING G

REFER TO MOUNTING HEIGHT SCHEDULE, SHEET A-6 FOR CLEARANCE DIMENSIONS AND MOUNTING HEIGHTS OF FIXTURES AND ACCESSORIES IN ROOMS NO. 8G11 AND 8G16

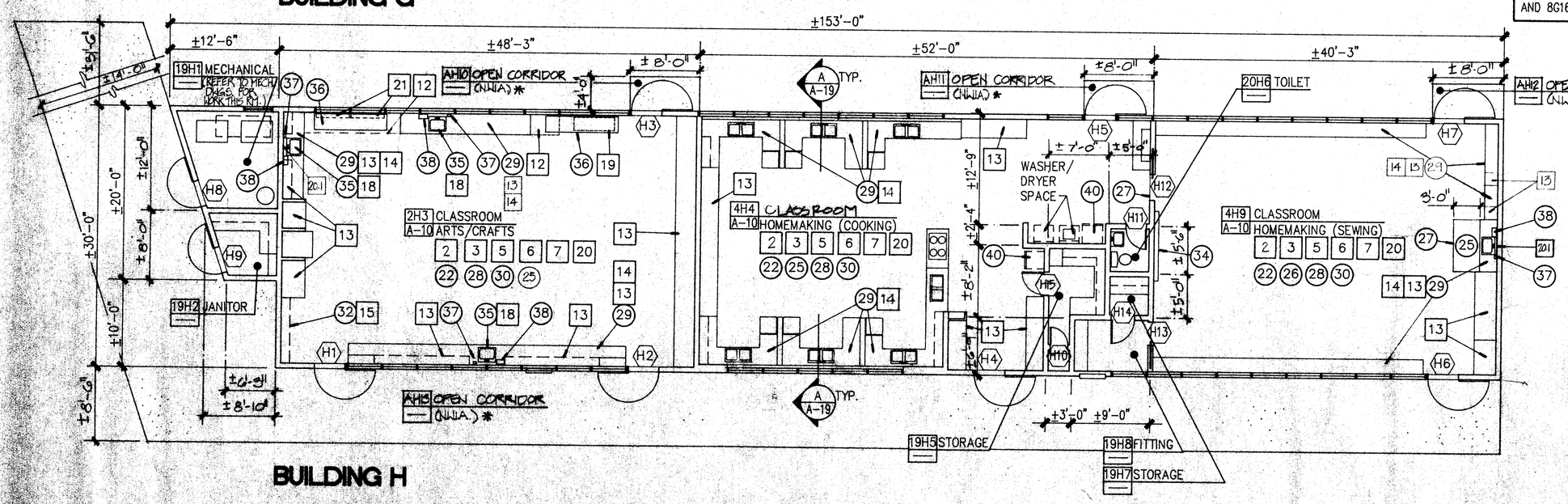

BUILDING H

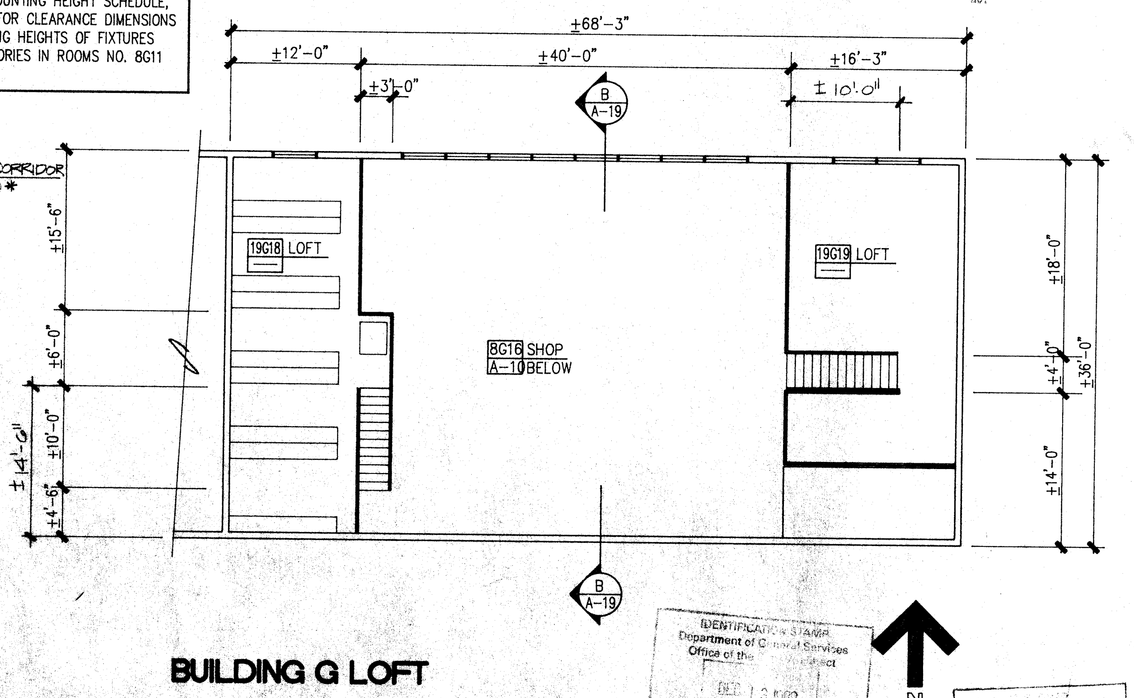

BUILDING G LOFT

FLOOR PLANS

* REFER TO SITE PLAN SHT. A-1 FOR SCOPE OF WORK AT EXTERIOR EXISTING RAMPS.

WALL LEGEND

- EXISTING WALL TO REMAIN
- EXISTING WALL TO BE REMOVED
- EXISTING WALL WITH WINDOWS TO REMAIN
- CONSTRUCT STUD WALL
- CONSTRUCT STUD WALL (PARTIAL HEIGHT)

DEMOLITION PLAN NOTES

ALL NOTES IN THIS COLUMN ARE TO BE USED FOR DRAWINGS ON THIS SHEET ONLY. NOTES LISTED IN THIS COLUMN WHICH ARE NOT INDICATED ON THE DRAWING SHALL BE DISREGARDED.

1. REMOVE EXISTING FINISH FLOOR MATERIAL.
2. REMOVE (6) WALL-MOUNTED CLOCKS, PLAS. HOUSEKEEPING CHALKBOARD, TACKBOARD SCREEN, SPEAKERS, & OTHER WALL-MOUNTED EQUIPMENT AND ALL ATTACHMENTS WITH THE EXCEPTION OF WALL BRACES, CLIP ANGLES, REINFORCING & LOCATE (2) WALL-MOUNTED EQUIPMENT FOR OWNER'S INSPECTION.
3. REMOVE EXISTING FLOOR BASE.
4. REMOVE EXISTING CERAMIC TILE FLOORING.
5. REMOVE EXISTING TRIM PIECES, MOULDINGS AND OTHER SIM. ITEMS IN THIS ROOM THAT WILL INTERFERE WITH THE INSTALLATION OF WALL FINISHES.
6. REMOVE EXISTING CHALKBOARDS.
7. REMOVE EXISTING TACK BOARDS.
8. REMOVE EXISTING WALL.
9. REMOVE EXISTING DOOR, HARDWARE AND FRAME.
10. REMOVE EXISTING DOOR AND HARDWARE.
11. REMOVE PORTION OF EXISTING WALL FOR WINDOW (REFER TO INTERIOR ELEVATION).
12. REMOVE PORTION OF EXISTING CABINET.
13. REMOVE EXISTING CABINET HARDWARE AND DOORS.
14. REMOVE EXISTING COUNTERTOPS AND SPLASHES.
15. REMOVE EXISTING SHELF, COAT HOOKS, AND SUPPORTING BRACKETS.
16. REMOVE EXISTING BOOKCASE.
17. REMOVE EXISTING CABINET.
18. REMOVE EXISTING SINK (REFER TO PLUMBING PLANS).
19. REMOVE EXISTING UNIT HEATER (REFER TO MECHANICAL PLANS).
20. REMOVE EXISTING PAPER TOWEL DISPENSERS, SOAP DISPENSERS AND MIRRORS WHERE THEY OCCUR.
20-1 REMOVED DISPENSER REINSTALL IN SAME LOCATION AFTER COUNTERTOP & SPLASH ARE INSTALLED
21. REMOVE EXISTING PAPER ROLL DISPENSER BRACKETS AND REINSTALL IN SAME LOCATION AFTER COUNTERTOP AND SPLASH ARE INSTALLED.

FLOOR PLAN NOTES

ALL NOTES IN THIS COLUMN ARE TO BE USED FOR DRAWINGS ON THIS SHEET ONLY. NOTES LISTED IN THIS COLUMN WHICH ARE NOT INDICATED ON THE DRAWING SHALL BE DISREGARDED.

22. PREPARE SUBFLOOR SURFACE TO ACCEPT FLOORING MATERIAL
23.
24. PATCH FLOOR WITH MATERIAL AND COLOR TO MATCH EXISTING.
25. PROVIDE AND INSTALL VINYL COMPOSITION TILE.
26. PROVIDE AND INSTALL CARPET.
27. PROVIDE AND INSTALL CARPET EDGE STRIP.
28. REPAIR, PATCH AND PREPARE WALL SURFACE TO ACCEPT FINISH WALL MATERIAL.
29. PROVIDE AND INSTALL LAM. PLAS. COVERED COUNTERTOPS AND SPLASHES (WHERE THEY OCCUR REFER TO INT ELEVATIONS)
30. ALL CABINETRY IN THIS ROOM IS EXISTING TO BE REPAIRED AND REFINISHED UNLESS NOTED OTHERWISE (REFER TO INTERIOR ELEVATIONS).
31. PROVIDE AND INSTALL LAMINATED PLASTIC COVERED BOOKCASE AND ADJUSTABLE SHELVES.
32. PROVIDE AND INSTALL SHELF, COAT HOOKS, AND SUPPORTING BRACKETS.
33. PROVIDE AND INSTALL UPPER BOOKCASE.
34. PROVIDE AND INSTALL CHALKBOARD (REFER TO INTERIOR ELEVATIONS).
35. PROVIDE AND INSTALL SINK (REFER TO PLUMBING PLANS).
36. PROVIDE AND INSTALL UNIT VENTILATOR (REFER TO MECHANICAL PLANS).
37. PROVIDE AND INSTALL SOAP DISPENSER.
38. PROVIDE AND INSTALL PAPER TOWEL DISPENSER.
39. PROVIDE AND INSTALL MIRROR.
40. REFRIGERATOR SPACE

RRA

Architecture
Planning
Interior Design
Space Planning

Donald W. Renfro AIA C5283
Mark E. Russell AIA C13726
Carl G. Elliott AIA C7571
K. Bartram Huffman AIA C12061
Kenneth A. Kalla AIA C17760
Jeffrey P. Krausse AIA C16834
Tommy W. Preston AIA C12268
Larry G. Wiggins AIA C12514

Renfro-Russell & Associates, Inc.
4800 Stockdale Highway, Suite 304, Bakersfield, California 93309 (805) 327-7075

CONSULTANTS

PROJECT

BAKERSFIELD CITY SCHOOL DISTRICT

WASHINGTON JUNIOR HIGH SCHOOL MODERNIZATION

THE ABOVE DRAWINGS AND SPECIFICATIONS AND IDEAS, DESIGNS AND ARRANGEMENTS REPRESENTED THEREIN ARE AND SHALL REMAIN THE PROPERTY OF THE ARCHITECT, AND NO PART THEREOF SHALL BE COPIED, DISCLOSED TO OTHERS OR USED IN CONNECTION WITH ANY WORK OR PROJECT OTHER THAN THE SPECIFIC PROJECT FOR WHICH THEY HAVE BEEN PREPARED, AND DEVELOPED WITHOUT THE WRITTEN CONSENT OF THE ARCHITECT. VISUAL CONTACT WITH THESE DRAWINGS OR SPECIFICATIONS SHALL CONSTITUTE CONCLUSIVE EVIDENCE OF ACCEPTANCE OF THESE RESTRICTIONS.

WRITTEN DIMENSIONS ON THESE DRAWINGS SHALL HAVE PRECEDENCE OVER SCALED DIMENSIONS. CONTRACTORS SHALL VERIFY AND BE RESPONSIBLE FOR ALL DIMENSIONS AND CONDITIONS ON THE JOB AND THIS OFFICE MUST BE NOTIFIED OF ANY VARIATIONS FROM THE DIMENSIONS AND CONDITIONS SHOWN BY THESE DRAWINGS. SHOP DETAILS MUST BE SUBMITTED TO THIS OFFICE FOR APPROVAL BEFORE PROCEEDING WITH FABRICATION.

KEY PLAN

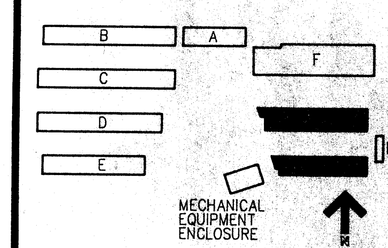

BAKERSFIELD CITY SCHOOL DISTRICT
BOARD OF EDUCATION

DATE	APPROVED

DATE	ISSUED FOR
9-3-91	BIDDING

DATE	REVISIONS
8-8-89	2 L.A. DMH. REQUEST

SHEET TITLE

FLOOR PLANS
BUILDINGS G, H

APPROVED/ARCHITECT
CHECKED TWP
DRAWN BY ES
DATE 5-1-89
PROJECT NO. 86-216W

SHEET NUMBER 86216CA23C96

A-4

OF 23 SHEETS

1/8"