




MODULE SCHEDULE			
BLDG SIZE (E)	TOTAL # OF MODULES	TOTAL # OF BLDG WIDTH	TOTAL BLDG WIDTH
24x40	2	0	23'-8"

EXTERIOR WALL FINISH SCHEDULE			
FINISH TYPE	FOUNDATION TYPE	WALL FINISH COMMENTS	
1/2" PLYWOOD SHEATHING CONFORMING TO 16 CFR 1201.22, 5 PLY 32/16, EXPOSURE 1 WITH 3/8" STUCCO	CONCRETE ONLY	NAILING PER BLDG SECTIONS	

SCHEDULE			
NO.	DATE	DESCRIPTION	

IDENTIFICATION STAMP  
 DIV. OF THE STATE ARCHITECT  
 APR 03 11 9 8 5  
 DATE 3-24-2016

24x40' @ B.C.S.D  
 EXPOSED STEEL  
 RELOCATABLE CLASSROOM



CUSTOMER: BUILDING SECTIONS & WALL DETAILS

DATE: 6/29/07  
 SCALE: BY: RIG  
 DESIGNED BY: RIG  
 CHECKED BY: KAL  
 SERIAL NO.

PROJECT NO. 09052  
 SHEET NO. S2B