

BRAVE AVENUE



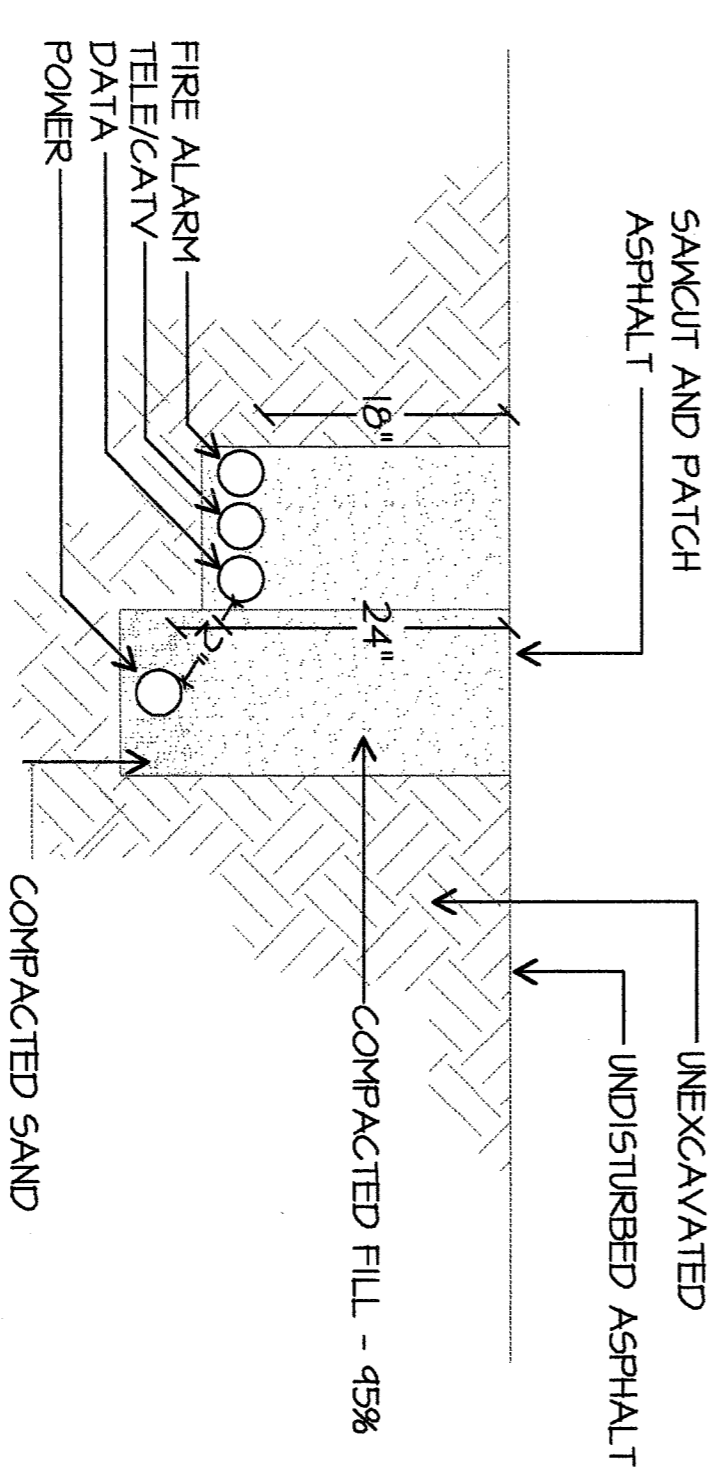
SOUTH REAL ROAD

BELLE TERRACE

ELECTRICAL SITE PLAN

ELECTRICAL SITE NOTES

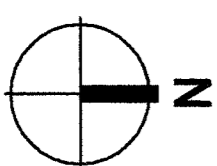
- 1 ELECTRICAL CONTRACTOR SHALL INSTALL CONDUIT SYSTEMS SUCH THAT THE REMOVAL OF ANY PORTABLE CLASSROOM SHALL NOT DISRUPT THE SERVICES TO THE ADJACENT PORTABLE CLASSROOM.
- 2 2" CO. FIRE ALARM. (1) AQ299 PROVIDE AND INSTALLED BY BAKERSFIELD CITY SCHOOL DISTRICT'S VENDOR. CONTACT ROBERT VAN TASSEL, SUPERVISOR OF SCHOOL PLANNING AND CONSTRUCTION AT 661-631-5885 FOR COORDINATION.
- 3 1-1/2" CO. INTRUSION. INTRUSION CABLE INSTALLED BY BAKERSFIELD CITY SCHOOL DISTRICT'S VENDOR. CONTACT ROBERT VAN TASSEL, SUPERVISOR OF SCHOOL PLANNING AND CONSTRUCTION AT 661-631-5885 FOR COORDINATION.
- 4 2" CO. DATA AND 2" CO. TELEPHONE. DATA AND TELEPHONE CABLE BY OTHERS. POWER FEEDERS PER SINGLE LINE DIAGRAM.
- 5 POWER FEEDERS PER SINGLE LINE DIAGRAM.
- 6 SAW CUT EXISTING ASPHALT. CONTRACTOR SHALL LOCATE AND TAKE PRECAUTIONS TO AVOID DAMAGING EXISTING UTILITIES. REPAIR ASPHALT TO SAME LEVEL AS EXISTING.
- 7 NEMA 3R 12" x 12" x 4" POWER TERMINAL CABINET, TYPICAL.
- 8 NEMA 3R 12" x 12" x 4" DATA/TELEPHONE TERMINAL CABINET, TYPICAL.
- 9 NEMA 3R 12" x 12" x 4" FIRE ALARM TERMINAL CABINET, TYPICAL.
- 10 SEAL ALL PENETRATIONS WATERPROOF.
- 11 REFER TO ENLARGED FIRE ALARM DETAIL, E-0 FOR WORK IN THIS AREA.




TRENCHING DETAIL

SCALE: NONE

(A)



SCALE: 1" = 40'-0"



ORDIZ MELBY
ARCHITECTS, INC.
5500 KING AVENUE SUITE 280
BAKERSFIELD, CALIFORNIA 93309
TELEPHONE (805) 832-5258
FACSIMILE (805) 832-4291

IDENTIFICATION STAMP
DIV. OF THE STATE ARCHITECT
APPROX. 11/28/85
AC 41 FLS 7C SS 28C
DATE 3-14-2008
SITENOTE FOR
(2) RELOCATABLE
CLASSROOMS
AT MILLIE GARDETTE
MUNSEY ELEMENTARY
SCHOOL
WILLIAM J. MELBY, AIA
ARCHITECT C-14,728
ARCHITECT C-16,655

BAKERSFIELD CITY SCHOOL DISTRICT
1300 BAKER STREET
BAKERSFIELD, CALIFORNIA 93305

MARK	DATE	DESCRIPTION

JOB NUMBER: 1024
CNO DRAWING FILE: 1124 SITE PLAN.pln
DRAWN BY: [Signature]

CHECKED BY: [Signature]
CHECK AND VERIFY ALL DIMENSIONS BEFORE PROCEEDING WITH THE WORK. REPORT DISCREPANCIES TO THE ARCHITECT. THE DRAWINGS, IDEAS, AND DESIGN ARE THE PROPERTY OF THE ARCHITECT.
COPYRIGHT ©ORDIZMELBY ARCHITECTS, INC. 2008

SHEET IDENTIFICATION NUMBER
E-1
SHEET #39/40 OF