

JING LE  
# 52421

18

17

16A

16

16B

15

**PLUMBING SPECIFICATIONS FOR  
BAKERSFIELD CITY SCHOOL DISTRICT:**

**WATER PIPING AND FITTINGS BELOW GRADE**

1. ALL GATE VALVES 2 INCH AND LARGER SHALL BE FLANGED / MECHANICAL JOINT RESILIENT SEAT GATE VALVES.
2. ALL GATE VALVES 1 1/2 INCHES AND SMALLER SHALL BE 150 NIBCO / STOCKHAM / CRANE OR EQUAL.
3. NO BALL VALVES PERMITTED BELOW GRADE.
4. ALL WATER LINES 2 INCH AND LARGER SHALL BE SCHEDULE 80 PVC, 4 INCH AND LARGER MAY BE PVC C900.
5. ALL WATER LINES 1 1/2 INCHES AND SMALLER MAY BE SCHEDULE 40 PVC.
6. ALL SOLVENT WELDED JOINTS TO BE MADE WITH GRAY, HEAVY-BODIED, MEDIUM-SETTING INDUSTRIAL GRADE PVC SOLVENT CEMENT.
7. ALL PIPING THAT RISES UP FROM BELOW GRADE SHALL BE TYPE L COPPER WITH BRAZED JOINTS AND WRAPPED WITH 40 MILS OF PIPE WRAP TAPE. THE USE OF FEMALE PVC ADAPTERS IS PROHIBITED.
8. ALL VALVE BOXES SHALL BE CHRISTY G5 OR EQUAL.
9. ALL VALVES ARE TO BE SLEEVED WITH 6 INCH PIPE FROM VALVE TO 6 INCHES FROM THE TOP OF THE YARD BOX.

**WATER PIPING AND FITTINGS ABOVE GRADE**

1. GATE VALVES TO BE NIBCO / STOCKHAM / CRANE OR EQUAL.
2. BALL VALVES ARE TO HAVE LEVER HANDLES, TFE SEAT AND O-RING SEALS.
3. ALL WATER LINE SHALL BE TYPE L COPPER PIPE WITH SOLDERED JOINTS / PRO PRESS OR EQUAL.
4. ALL STUB OUT NIPPLES SHALL BE RED BRASS OR TYPE K COPPER.

**SANITARY SEWER AND STORM DRAIN LINES BELOW GRADE**


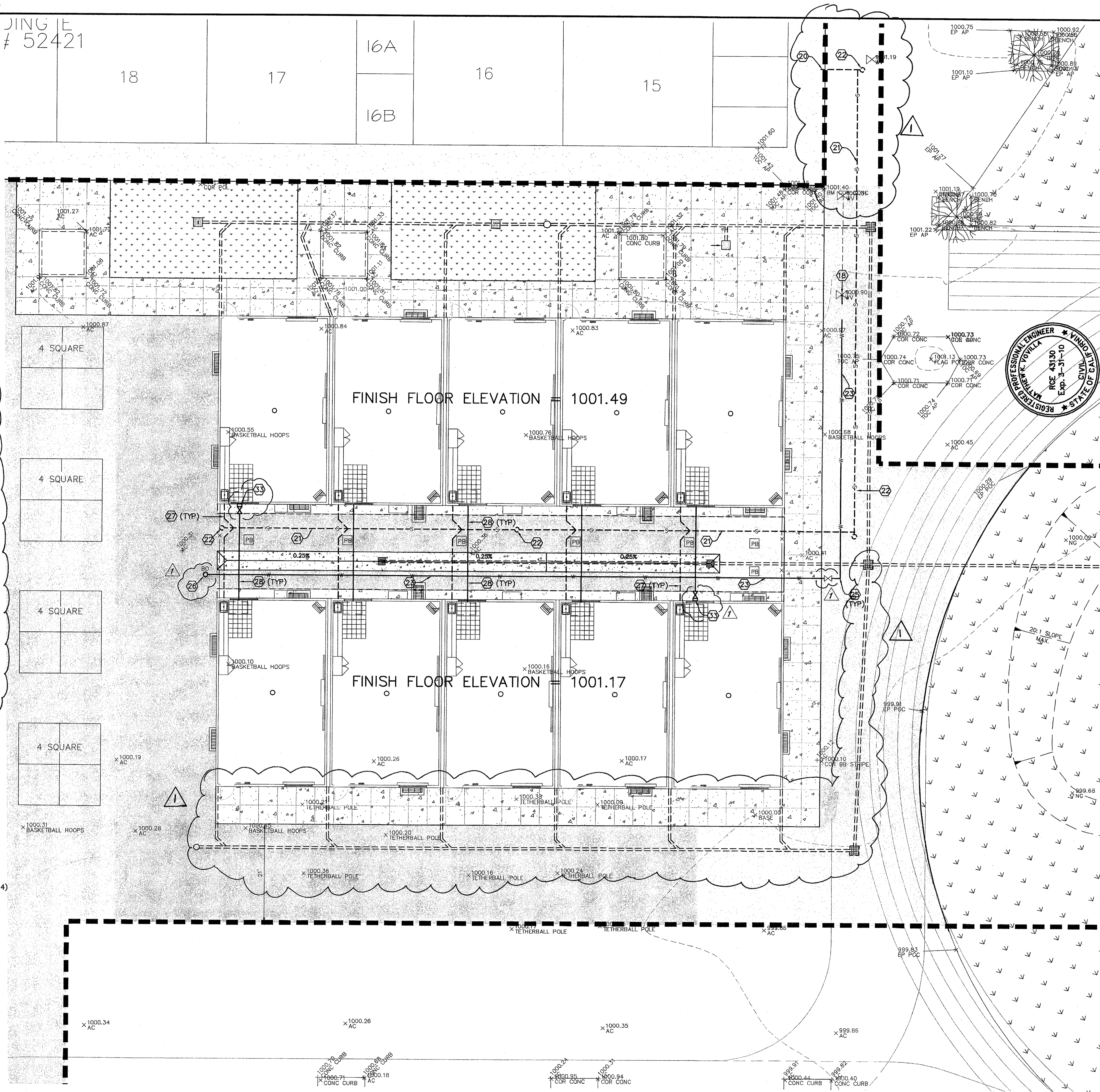
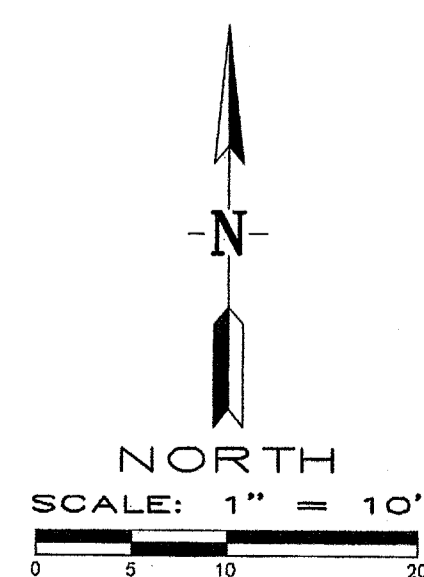
1. ALL SEWER AND STORM DRAIN PIPING SHALL BE CAST IRON, SCHEDULE 40 PVC DWV, SCHEDULE 40 ABS DWV OR SDR 35 PIPE AND FITTINGS.
2. ALL CLEAN OUTS SHALL BE INSTALLED WITH A WYE 1/8 BEND COMBINATION. ALL END OF RUN CLEAN OUTS AND CLEAN OUTS INSTALLED AT CHANGE OF DIRECTION SHALL BE INSTALLED WITH (2) 1/8 BENDS OR LONG SWEEP 1/8 BEND.
3. ALL CLEAN OUT BOXES SHALL BE CHRISTY G5 OR EQUAL.

**MISCELLANEOUS VALVES AND MATERIALS**

1. GAS VALVES SHALL BE RESUN LUBRICATED PLUG STYLE VALVE, DEZURIK SERIES 400 OR EQUAL.
2. AT LOCATIONS WHERE CONSTRUCTION CHANNEL IS USED WITH COPPER PIPE, THE PIPING SHALL BE SECURED WITH CUSH-A CLAMP BRAND STRAP WITH INSERT OR EQUAL.
3. CONDENSATE LINES SHALL BE TYPE M COPPER PIPE WITH SOLDERED OR PRO PRESS FITTINGS AND SHALL BE INSTALLED WITH PLUGGED CLEAN OUT TEES AT EVERY CHANGE OF DIRECTION. PROVIDE TRAPS AT ALL AIR CONDITIONING EQUIPMENT.
4. ALL PIPING SHALL RUN PARALLEL WITH BUILDING SURFACES UNLESS APPROVED BY DISTRICT.

**LEGEND (SEWER & WATER):**

- W — PROPOSED 4-INCH DOMESTIC PVC WATER LINE
- □ — PROPOSED WATER SERVICE, METER BOX WITH CORPORATION STOP (NO METER)
- S — PROPOSED 6" SEWER @ A MINIMUM SLOPE OF 0.5%
- CD — PROPOSED SEWER CLEANOUT PER C.O.B. STANDARD SW-5 (SEE SHEET 4)
- X — PROPOSED GATE VALVE AND VALVE BOX
- BO — PROPOSED 4-INCH BLOW-OFF AND BOX PER C.O.B. STANDARD W-4 (SEE SHEET 4)
- SD — PROPOSED STORM DRAIN
- ① — CONSTRUCTION NOTE - SEE SHEET 3



**Pinnacle Civil Engineering, Inc.**  
2161 Saturn Court, Bakersfield, CA 93308  
Phone: (661) 869-0184 Fax: (661) 377-0076

REVISIONS  
DATE  
10/15/2009

APPENDIX #1

**UTILITY PLAN (SEWER & WATER)  
MUNSEY ELEMENTARY  
3801 BRAVE AVENUE  
BAKERSFIELD, CALIFORNIA**

JOB No.: 08-388  
DWG NO.: 08-388-EM  
DATE: 08/23/2009  
DRAWN BY: ADK  
CHECKED BY: MKV  
SHEET 8 OF 8 SHEETS

APPENDIX #1