

FLOOR PLAN (24' X 43')



SCALE 1/4"=1'-0"

KEY NOTES

- 1 ROOF OVERHANG
- 2 HVAC UNIT - SEE MECH SHEET
- 3 2- 8'X4' MARKER BOARDS (SEE SPEC'S)
- 4 FINISH FLOORING: (SEE FINISH SCHED) A5.0
- 5 TYPICAL INTERIOR FINISH (SEE FINISH SCHEDULE) A5.0
- 6 FIRE EXTINGUISHER - 5 LBS. DRY CHEMICAL WITH 2A-10BC U.L. RATING ON WALL MTD BRACKET. HANDLE AT 48" A.F.F.
- 7 MODLINE (M. TYPICAL)
- 8 LINE OF RAMP/LANDING SEE R1.0 & R2.0

NOTES


- 1. METAL TAG ON ALL MODULES. MECHANICALLY ATTACHED TO REAR EXTERIOR OF BUILDING SHOW D.S.A. APPLICATION NUMBER, MANUFACTURER'S NAME AND SERIAL NUMBER, ROOF & FLOOR DESIGN LIVE LOAD AND DESIGN WIND LOAD.
- 2. INSULATION MATERIALS INSTALLED WITHIN FLOOR-CEILING ASSEMBLIES, ROOF-CEILING ASSEMBLIES, WALLS, CRAWL SPACES, OR ATTICS SHALL HAVE A FLAMESPREAD RATING NOT TO EXCEED 25 AND A SMOKE DENSITY NOT TO EXCEED 450. EXCEPTIONS:  
1. FOAM PLASTIC INSULATION SHALL COMPLY WITH SEC. 2602.2. WHEN MATERIALS ARE INSTALLED IN CONCEALED SPACES OF TYPES I, II, IV, AND V CONSTRUCTION, THE FLAME SPREAD AND SMOKE-DEVELOPED LIMITATIONS DO NOT APPLY TO FACINGS IF THE FACING IS INSTALLED IN SUBSTANTIAL CONTACT WITH THE UNEXPOSED SURFACE OF THE CEILING, FLOOR OR WALL FINISH. (SEC. 707.3 CBC.)



STKP-37

REVISIONS	Electrical Engineer's Seal	Mechanical Engineer's Seal	Structural Engineer's Seal	Architect's Seal	Division of the State Architect

Electrical Engineer's Seal  
Mechanical Engineer's Seal  
Structural Engineer's Seal



Division of the State Architect  
IDENTIFICATION STAMP  
DIV. OF THE STATE ARCHITECT  
OFFICE OF REGULATION SERVICES  
PC-268  
DATE: JUN 25 1997

**MODTECH INC.**  
2830 BARRETT AVENUE  
PERRIS, CALIF. 92572  
PH (909) 943-4014  
FAX (909) 940-0427

PROJECT NUMBER: 2900  
SCALE 1/4"=1'-0"

© WODTECH, INC. 1997  
4012-083

drawn by: 2765  
checked by: 2852  
date: 2854  
project no: 2900  
2918  
MODTECH Index No.  
**A1.0**

FLOOR PLAN