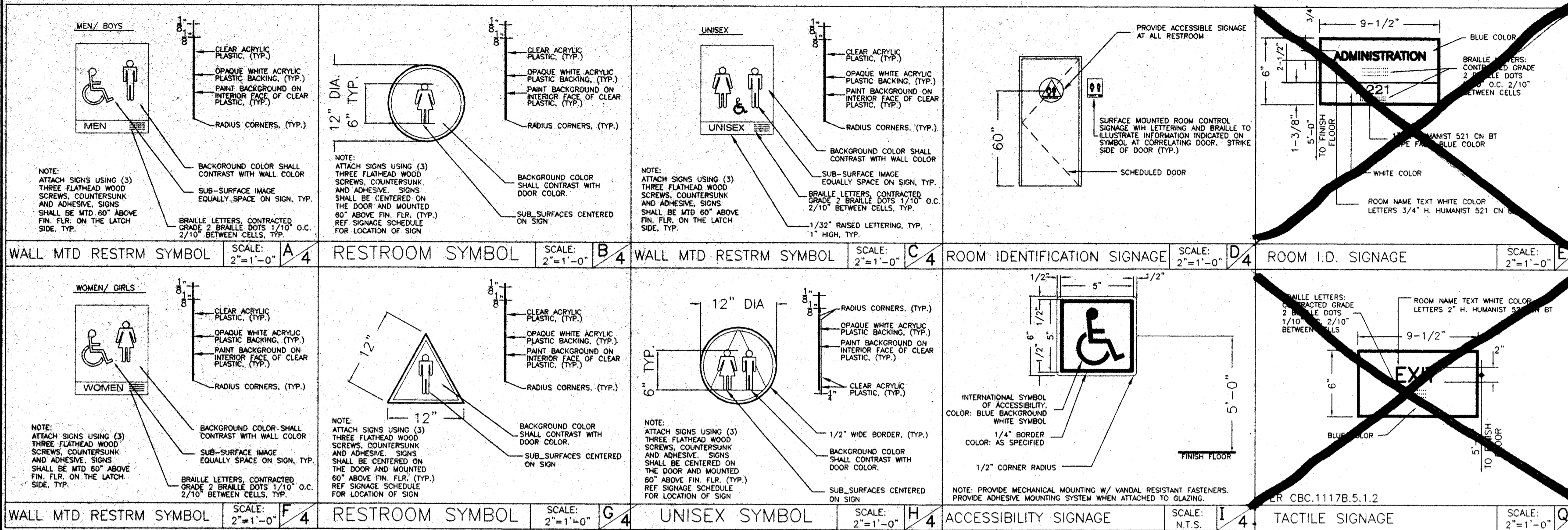
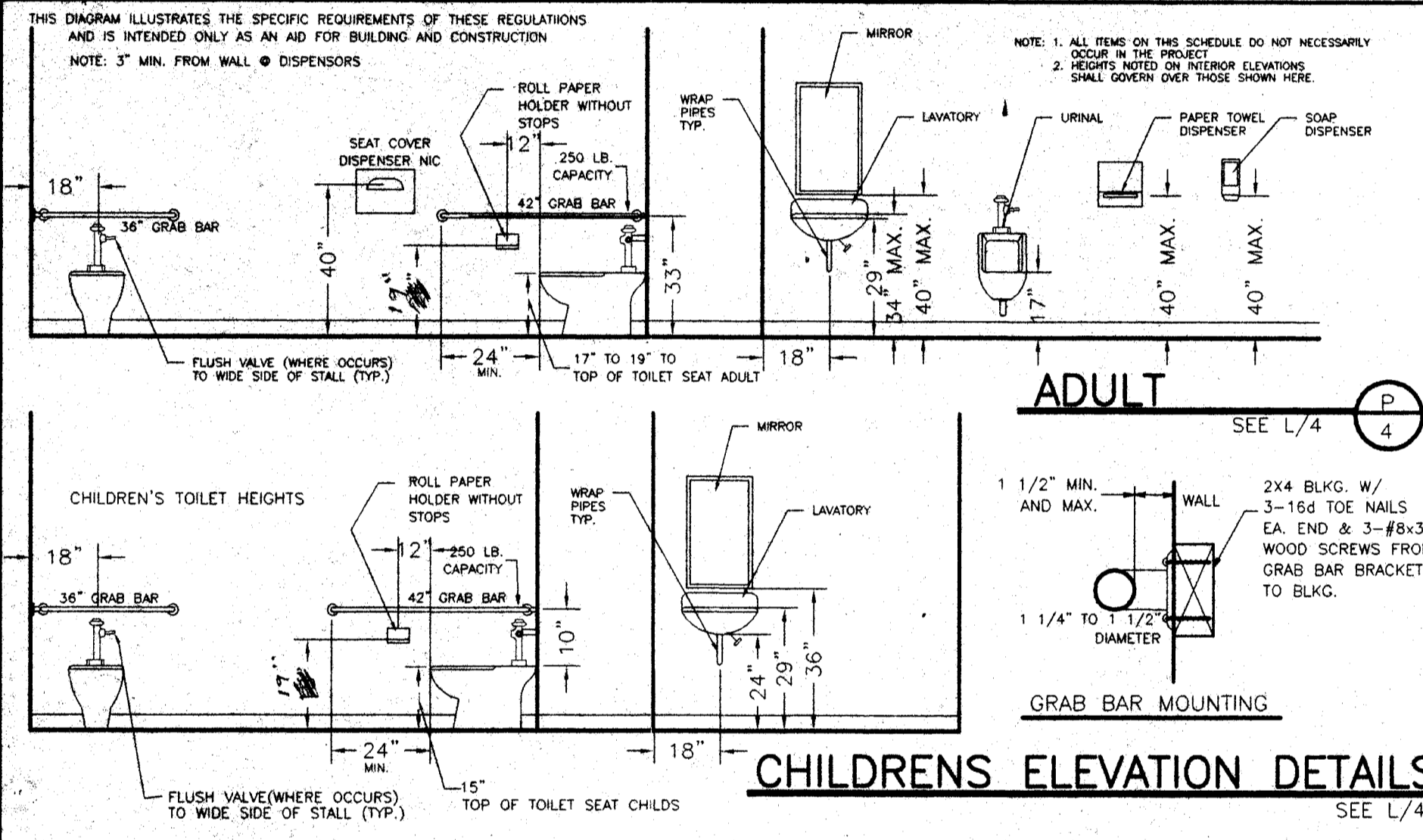


ACCESSIBILITY SIGNAGE (AS REQUIRED-BY DISTRICT)

NOTE:
PER CBC 1115.B.5 1-10 PLACE 12" ROUND OR TRIANGULAR SIGNS ON EACH TOILET ROOM DOOR @ +80" ON THE WALL ON THE LATCH SIDE OF DOOR FRAME. THIS SIGN SHALL READ AS FOLLOWS.



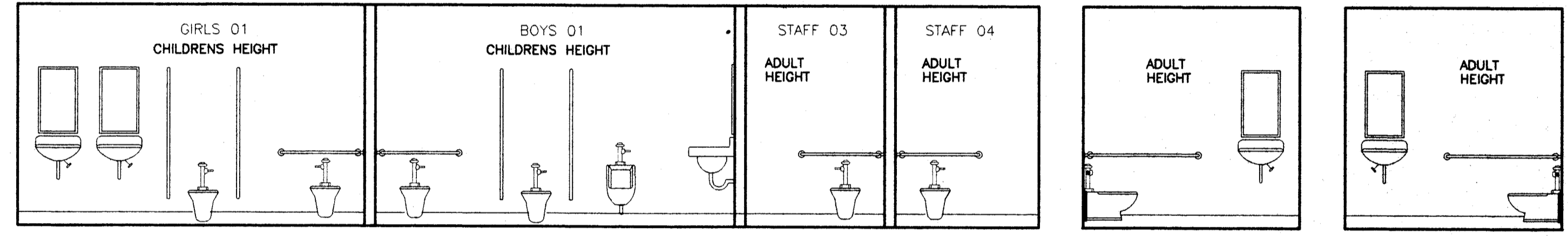
ACCESSIBLE SANITARY FACILITIES (DETAILS)



DIMENSIONS FOR ACCESSIBILITY IN TOILET FACILITIES

FIXTURE TYPE	ADULT (AGE 12 AND OVER)	ELEMENTARY DIMENSION	KINDERGARTEN & PRE-SCHOOL DIMENSION
TOILET CENTERLINE FROM WALL	18"	15"	12"
TOILET SEAT HEIGHT (TO TOP OF SEAT)	17"-19"	15"	10"-12"
GRAB BAR HEIGHT	33"	33"	10" ABOVE SEAT
TOILET PAPER IN FRONT OF TOILET	12" MAX.	12" MAX.	6" MAX. **
NAPKIN DISPOSAL IN FRONT OF TOILET	12" MAX.	N/A	N/A
DISPENSER OR MIRROR HEIGHT	40" MAX.	36" MAX.	32" MAX.
LAVATORY/SINK TOP HEIGHT	34" MAX.	29" MAX.	24" MAX.
LAVATORY/SINK KNEE CLEARANCE	27" MIN.	24" MIN.	22" MIN.
URINAL LIP HEIGHT	17" MAX.	15" MAX.	10" MAX.
URINAL FLUSH HANDLE HEIGHT	44" MAX.	36" MAX.	28" MAX.
DRINKING FOUNTAIN BUBBLER HEIGHT	36" MAX.	31" MAX.	24" MAX.
DRINKING FOUNTAIN KNEE CLEARANCE	27" MIN.	24" MIN.	22" MIN.
RAMP/STAIR HANDRAIL HEIGHT	34"-38"	27"	22"

* = ABOVE SEAT
** = DEVIATES FROM CODE REQUIREMENTS AND REQUIRES A WRITTEN FINDING OF UNREASONABLE HARSHNESS



4 ELEVATION (C) ALT. 3
4 1/4" = 1'-0"

ROOM FINISHES SCHEDULE

ROOM NUMBER	ROOM NAME	FLOOR	FINISHES						REMARKS	
			BASE	FRONT	REAR	RIGHT	LEFT	CEILING		
1	RESTROOM	B	E	I	I	I	I	J	8'-6"	N/A
2	RESTROOM	B	E	I	I	I	I	J	8'-6"	N/A
3	RESTROOM	B	E	I	I	I	I	J	8'-6"	N/A
4	RESTROOM	B	E	I	I	I	I	J	8'-6"	N/A
5	PLUMBING CHASE	N/A	N/A	N/A	N/A	N/A	N/A	N/A	8'-6"	N/A

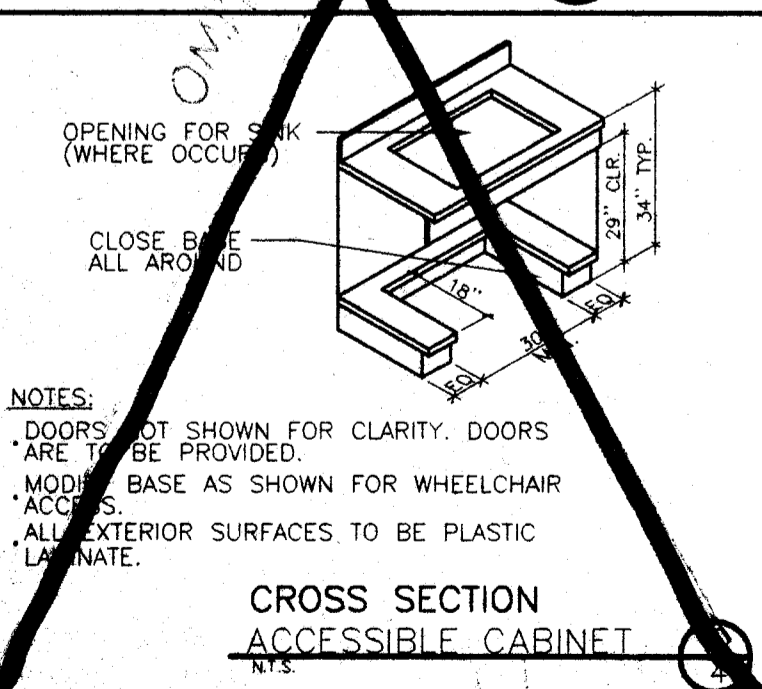
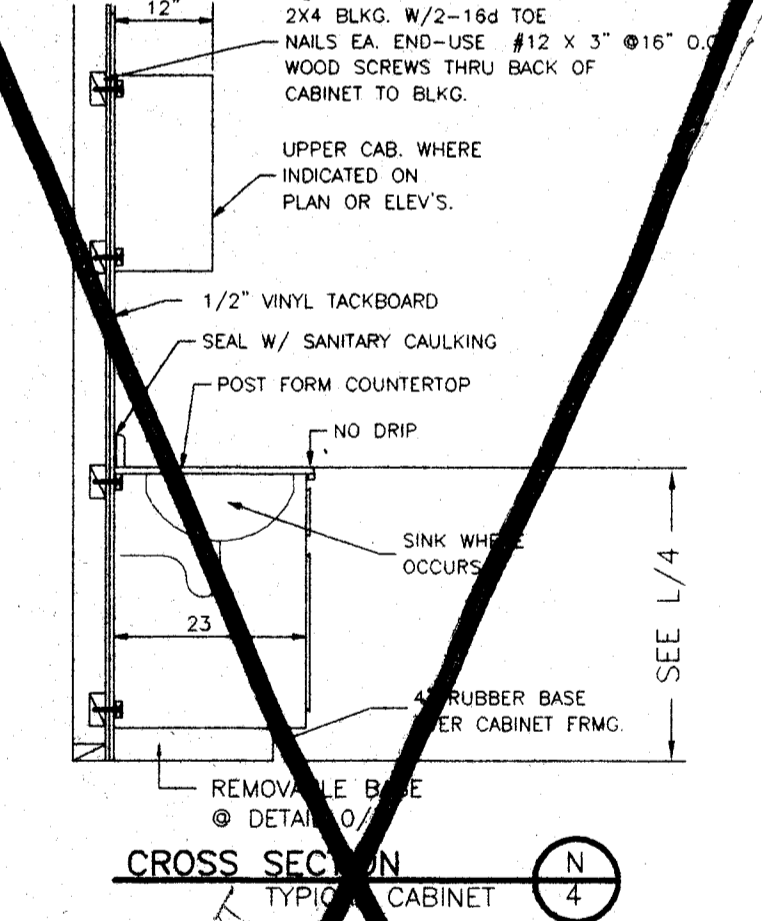
DOOR SCHEDULE SEE SHT. 1 FOR LOCATION

DOOR NO.	FRAME OPENING SIZE	MATERIAL				FRAMES				NOTE NO.
		MATERIAL	TYPE	FIRE RATING	HARDWARE SET NO.	QUANTITY	MATERIAL	HEAD DETAIL	JAMB DETAIL	
1	3'-0" x 7'-0"	H.M.	N/A	A	1	H.M.	6/1	6/1	4/1	5/1
2	3'-0" x 7'-0"	H.C.	N/A	B						
3	2'-0" x 7'-0"	H.M.	N/A	A	1	H.M.	6/1	6/1	4/1	5/1

WINDOW SCHEDULE SEE SHT. 1 FOR LOCATION

WINDOW NO.	AMT.	TYPE	WIDTH	HEIGHT	FINISH	GLASS TYPE

- A - CARPET PER STATE OF CALIF SPEC COMPLYING WITH GROUP 1, TYPE A OR TYPE B, CLASS 2, DENSITY 4600, DIRECT GLUE DOWN.
 B - VINYL SHEET FLOORING
 C - VCT, ARMSTRONG STANDARD OR EXCELON
 D - TOP SET BASE, 4" BURKE
 E - TOP SET BASE, 6" BRINGANTINE OR SANDOVAL
 F - WALL FINISH, 1/2" VINYL TACKBOARD CLASS 1 OVER 1/2" GYP BOARD BACKING
 G - 1/2" W.R. GYP BOARD, TAPE, TEXTURE, PAINTED FINISH
 H - 1/2" GYP BOARD, TAPE, TEXTURE, PAINTED FINISH
 I - 3/32" F.R.P. OVER 1/2" W.R. GYP BOARD
 J - ACOUSTICAL LAY IN GRID CEILING PANELS (SEE SPECIFICATIONS)
 K - 1/2" VINYL TACKBOARD CLASS 1 OVER 5/8" TYPE "X" GYP BOARD BACKING



12' X 40'
RELOCATABLE
CLASSROOMS

AMS
American Modular Systems Inc.
787 Spreckels Ave. Manteca, CA 95336
(209)825-1921 Fax (209)825-7019
americanmodular.com

LICENSED ARCHITECT
STATE OF CALIFORNIA

CUSTOMER:
BAKERSFIELD CITY SCHOOL DISTRICT
CHIPMAN JUNIOR HIGH SCHOOL

DATE: 10-24-03
SCALE: NONE
DRAWN BY: Y.A.
CHECKED BY:
CHECKED BY:
SERIAL NO.

REVISIONS

NO	DATE	DESCRIPTION	NO	DATE	DESCRIPTION
△			△		
△			△		
△			△		

PROJECT No.
SHEET No.
4

IDENTIFICATION STAMP
DIV. OF THE STATE ARCHITECT

APPO-107512
ACB FLA 13 AP
DATE JAN 21 2004

FILE NO.
IDENTIFICATION STAMP
DIV. OF THE STATE ARCHITECT
OFFICE OF REGULATION SERVICES
AC ____ FLS ____ SS ____
DATE

BASED ON PC 02-104931