

RELOCATABLE BUILDINGS

AT CHIPMAN JR HIGH

FOR BAKERSFIELD CITY SCHOOL DISTRICT

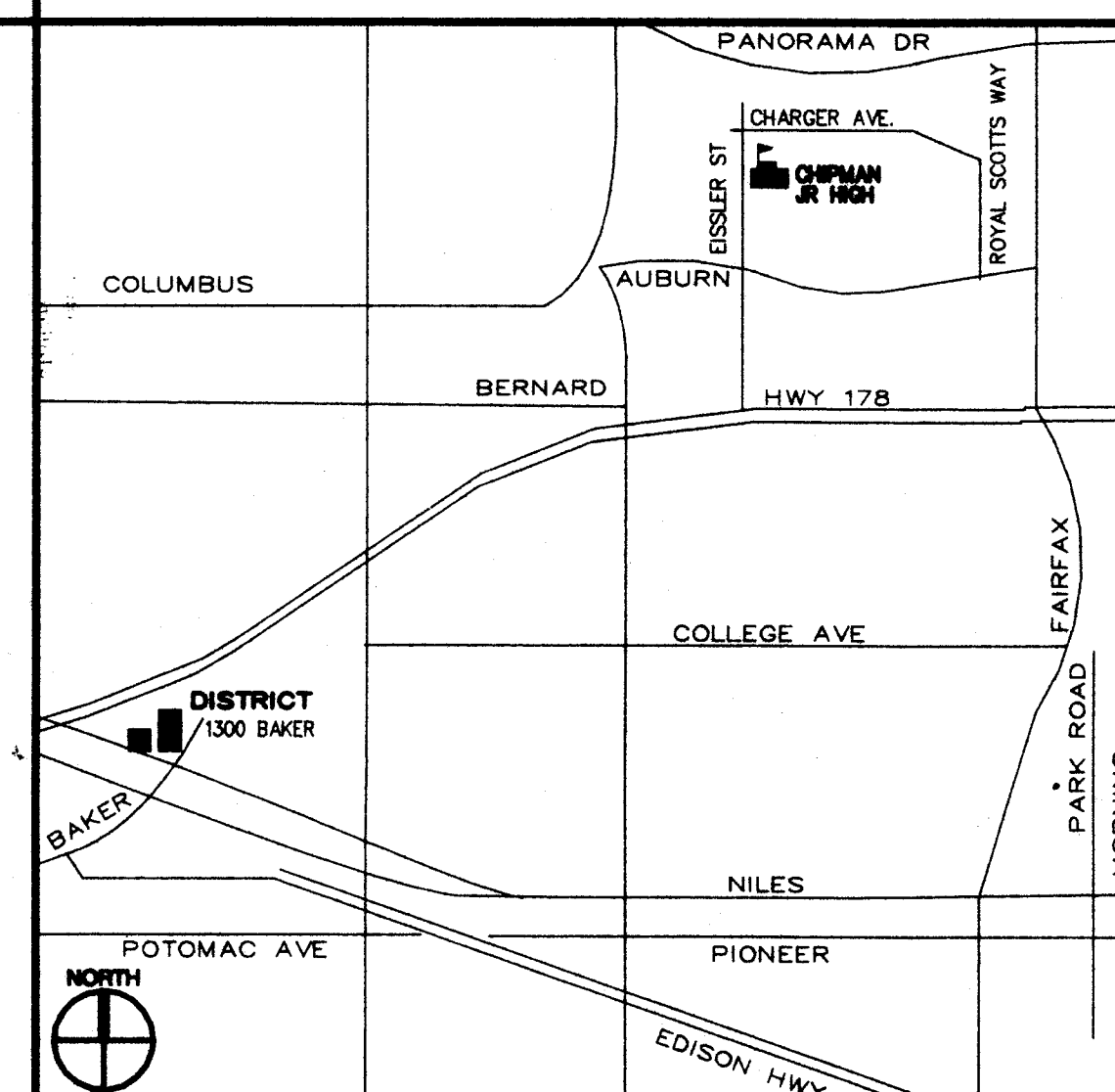
BAKERSFIELD, CALIFORNIA

Field verify that semi-recessed toilet paper dispensers are provided in existing accessible restroom stalls per current code requirements. If surface mounted toilet paper dispensers exist in stud walls remove and replace them with Bobrick B-3888 semi-recessed toilet paper dispensers or an approved equal which shall not extend more than 3 inches from the face of the wall. In elementary and kindergarten accessible stall stud walls use a Gamco TTD-9 semi-recessed side by side dispenser or an approved equal.

PROJECT DATA GENERAL NOTES

- THE INTENT OF THESE DRAWINGS AND SPECIFICATIONS IS THAT THE WORK IS TO BE IN ACCORDANCE WITH TITLE 24, CALIFORNIA CODE OF REGULATIONS. SHOULD ANY EXISTING CONDITIONS SUCH AS DETERIORATION OR NONCOMPLYING CONSTRUCTION BE DISCOVERED WHICH IS NOT COVERED BY THE CONTRACT DOCUMENTS WHEREIN THE FINISH WORK WILL NOT COMPLY WITH TITLE 24, CALIFORNIA CODE OF REGULATIONS, A CHANGE ORDER, OR A SEPARATE SET OF PLANS AND SPECIFICATIONS, DETAILING AND SPECIFYING THE REQUIRED WORK SHALL BE SUBMITTED TO AND BY THE DIVISION OF THE STATE ARCHITECT BEFORE PROCEEDING WITH THE WORK.
- NOTHING IN THE DRAWINGS AND/OR THE SPECIFICATIONS SHALL BE CONSTRUED TO PERMIT AN INSTALLATION THAT COULD BE IN VIOLATION OF THE APPLICABLE CODES, ORDINANCES, REGULATIONS, ETC. ALL WORK PERFORMED UNDER THIS CONTRACT SHALL BE IN FULL ACCORDANCE WITH ALL APPLICABLE CODES, ORDINANCES, REGULATIONS, RESTRICTIONS, ETC.
- THE DRAWINGS, IDEAS, DESIGNS, AND ARRANGEMENTS REPRESENTED HEREBY ARE AND SHALL REMAIN THE PROPERTY OF THE ARCHITECT AND NO PART THEREOF SHALL BE COPIED OR DISCLOSED TO OTHERS OR USED IN CONNECTION WITH ANY WORK OR PROJECT OTHER THAN THE SPECIFIC PROJECT FOR WHICH THESE DOCUMENTS HAVE BEEN PREPARED AND DEVELOPED WITHOUT THE WRITTEN CONSENT OF THE ARCHITECT. VISUAL CONTACT WITH THESE DRAWINGS CONSTITUTES CONCLUSIVE EVIDENCE OF ACCEPTANCE OF THESE RESTRICTIONS.
- WRITTEN DIMENSIONS ON THESE DRAWINGS SHALL HAVE PRECEDENCE OVER SCALED DIMENSIONS. CONTRACTOR SHALL VERIFY AND BE RESPONSIBLE FOR ALL DIMENSIONS AND CONDITIONS ON THE JOB AND THE ARCHITECT MUST BE NOTIFIED OF ANY VARIATIONS FROM THE DIMENSIONS AND CONDITIONS SHOWN BY THESE DRAWINGS.
- THE CONTRACTOR SHALL VERIFY ALL DIMENSIONS IN THE FIELD AND NOTIFY THE ARCHITECT OF ANY DISCREPANCIES IMMEDIATELY. DISCREPANCIES BETWEEN THE FIELD CONDITIONS AND THE DRAWINGS SHALL CAUSE NOTIFICATION OF THE ARCHITECT PRIOR TO MAKING ANY CHANGES IN THE WORK.
- MISPLACEMENT, ADDITION, OR OMISSION OF ANY WORD, LETTER, FIGURE, PUNCTUATION MARK, ETC., SHALL IN NO WAY CHANGE OR ALTER THE TRUE INTENT, SPIRIT, OR MEANING OF THE DRAWINGS.
- THESE PLANS WERE BASED ON PLANS BY OTHERS, FURNISHED BY THE OWNER, INDICATING WORK OF PREVIOUS CONTRACTS. THESE PLANS WILL BE MADE AVAILABLE FOR THE CONTRACTOR'S REVIEW UPON REQUEST. THE OWNER AND THE ARCHITECT SHALL ASSUME NO RESPONSIBILITY FOR THE EXISTING CONDITIONS AND MEASUREMENTS INDICATED ON THESE PLANS. THE CONTRACTOR SHALL FIELD VERIFY ALL EXISTING MEASUREMENTS AND CONDITIONS NECESSARY TO PROVIDE COMPLETE WORK AS INDICATED BY THE INTENT OF THESE PLANS PRIOR TO PROCEEDING WITH WORK OF THIS CONTRACT.
- CHANGES TO THE APPROVED DRAWINGS AND SPECIFICATIONS SHALL BE MADE BY CHANGE ORDER APPROVED BY THE DIVISION OF THE STATE ARCHITECT AS REQUIRED BY SECTION 4-338 PART 1, TITLE 24 OF THE CALIFORNIA CODE OF REGULATIONS (CCR).
- RELOCATABLE SHALL REST ON 2" OF DECOMPOSED GRANITE OVER NATURAL GRADE OR COMPACTED FILL. REMOVE EXISTING TURF. FILL DIRT SHALL BE COMPACTED TO 90% RELATIVE COMPACTION. INSTALL DECOMPOSED GRANITE AND FINE GRADE TO INDICATED ELEVATIONS. DECOMPOSED GRANITE SHALL PASS A GRADATION #8 SIEVE AND SMALLER. DECOMPOSED GRANITE SHALL EXTEND COMPLETELY UNDER THE BUILDING AND A MINIMUM OF 18" OUTSIDE THE BUILDING FOOTPRINT AND A MINIMUM OF 2" ABOVE THE SURROUNDING NATURAL GRADES.
- A PROJECT INSPECTOR EMPLOYED BY THE DISTRICT AND APPROVED BY THE DIVISION OF THE STATE ARCHITECT, SHALL PROVIDE CONTINUOUS INSPECTION OF THE WORK. THE DUTIES OF THE INSPECTOR ARE DEFINED IN SECTION 4-342, PART 1, TITLE 24 OF THE CCR. GROUND TEST AND FIRE ALARM TEST SHALL BE WITNESSED BY THE INSPECTOR.
- MINIMUM BEARING CAPACITY OF THE SOIL IS 1000 PSF FOR ALL SITES IN THIS PROJECT.
- DISTRICT SHALL BE RESPONSIBLE TO RELOCATE SPRINKLER LINES PRIOR TO START OF EARTHWORK.
- CONCRETE STRENGTH - 3000 PSI/CEMENT - ASTM C150 TYPE II
- THE FOLLOWING DOCUMENTS SHALL BE ON THE JOBSITE PRIOR TO INSTALLATION OF THE UNIT/S, SERIAL NUMBER.
 - IN-PLANT VERIFIED REPORT.
 - LABORATORY VERIFIED REPORT.
 - WELDING VERIFIED REPORT.
 THE SITE INSPECTOR SHALL VERIFY THE ABOVE DOCUMENTS ARE APPLICABLE TO EACH UNIT PRIOR TO INSTALLATION OF THE UNITS.
- RELOCATABLES ARE TO BE APPROVED FOR CLIMATE ZONE 13.

VICINITY MAP



ARCHITECT'S STATEMENT

Statement for Architects/Engineers Who Utilize Plans (Including But Not Limited To Shop Drawings) Prepared by Other Licensed Design Professionals And / Or Consultants

THESE DRAWINGS AND/OR SPECIFICATIONS AND/OR CALCULATIONS FOR THE ITEMS LISTED BELOW HAVE BEEN PREPARED BY OTHER DESIGN PROFESSIONALS OR CONSULTANTS WHO ARE LICENSED AND/OR AUTHORIZED TO PREPARE SUCH DRAWINGS IN THIS STATE. THESE DOCUMENTS HAVE BEEN EXAMINED BY ME FOR DESIGN INTENT AND HAVE BEEN FOUND TO MEET THE APPROPRIATE REQUIREMENTS OF TITLE 24, CALIFORNIA CODE OF REGULATIONS AND THE PROJECT SPECIFICATIONS PREPARED BY ME.

THE ITEMS LISTED BELOW ARE ACCEPTABLE FOR INCORPORATION INTO THE CONSTRUCTION OF THIS PROJECT FOR WHICH I AM THE INDIVIDUAL DESIGNATED TO BE IN GENERAL RESPONSIBLE CHARGE (OR FOR WHICH I HAVE BEEN DELEGATED RESPONSIBILITY FOR THIS PORTION OF THE WORK).

LIST OF ITEMS REVIEWED AND ACCEPTED:

REFER TO SHEET INDEX FOR A LIST OF "DRAWINGS PREPARED BY OTHERS", INCLUDING ALL DRAWINGS AND/OR CALCULATIONS PREPARED FOR BY:

AMERICAN MODULAR SYSTEMS INC.
IDENTIFIED BY THE FOLLOWING PC NUMBERS:
CLASSROOM BUILDING - 24'x40' PC # 02-104915
RESTROOM BUILDING - 12'x40' PC # 02-104916

Signature of the Architect/Engineer: William J. Melby, Principal, Architect
Date: DEC. 31, 2003

License Number: C-16835
Expiration Date: DEC. 31, 2003

NOTICE: THE ARCHITECTS STAMP PLACED WITHIN THE TITLE BLOCK OF THIS SHEET, SHALL CONSTITUTE REVIEW AND ACCEPTANCE OF THIS STATEMENT AND SHALL NOT BE DUPLICATED HERE.

ABBREVIATIONS

(100.0) = EXISTING GRADE ELEVATION, IN FEET.	C.W. = COLD WATER
100.0 = NEW GRADE ELEVATION	S = SEWER
TW = TOP OF CONCRETE / WALK	P.O.C. = POINT OF CONNECTION
FG = FINISHED GRADE	F.L. = FLOW LINE
FF = FINISHED FLOOR	R.R. = RESTROOM
FP = FINISHED PAD	D.F. = DRINKING FOUNTAIN
ACP = ASPHALTIC CONCRETE PAVING	F.H. = FIRE HYDRANT
PL = PLACES	
(E) = EXISTING	

BUILDING DATA

F	TEMPORARY	2,100 S.F.
P-1	24' x 40'	= 960 S.F.
P-2	24' x 40'	= 960 S.F.
P-3	24' x 40'	= 960 S.F.
P-4	12' x 40'	= 480 S.F.
TOTAL S.F. = 5760		< 9100 S.F. ALLOWABLE AREA
OCCUPANCY GROUP =		E - 1
NUMBER OF STORIES =		1
CONSTRUCTION TYPE =		V - N
OCCUPANCY CAPACITY =		48 EACH
BUILDING HEIGHT =		12'-0"

APPLICABLE CODES

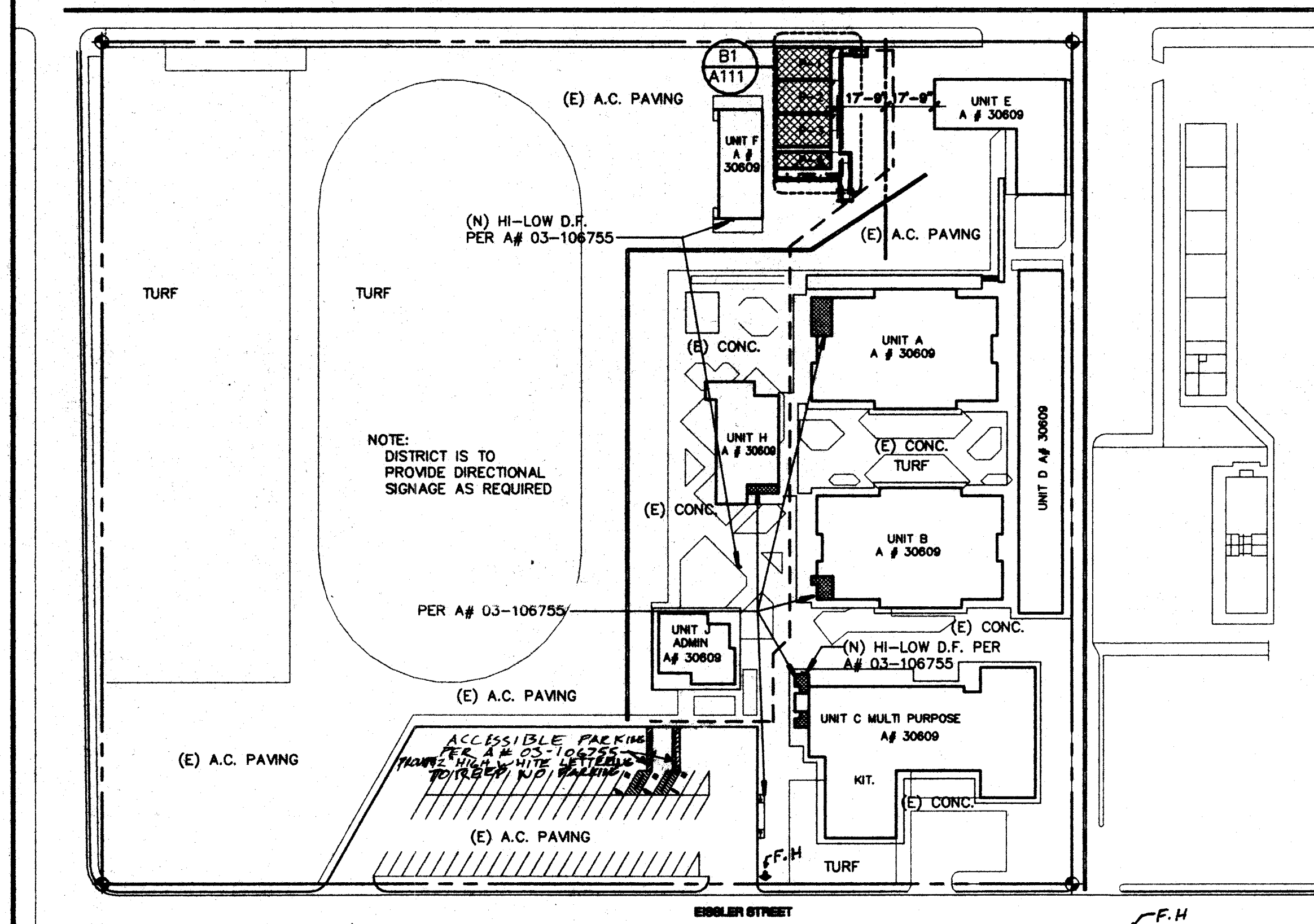
- 2001 BUILDING STANDARDS ADMINISTRATIVE CODE, PART 1, TITLE 24 C.C.R.
- 2001 CALIFORNIA BUILDING CODE, PART 2, TITLE 24 C.C.R. (1997 UBC, VOLUMES 1-3 AND 1998 CALIFORNIA AMENDMENTS)
- 2001 CALIFORNIA ELECTRICAL CODE, PART 3, TITLE 24 C.C.R. (1996 N.E.C. AND 1998 CALIFORNIA AMENDMENTS)
- 2001 CALIFORNIA MECHANICAL CODE, PART 4, TITLE 24 C.C.R. (1997 U.N.C. AND 1998 CALIFORNIA AMENDMENTS)
- 2001 CALIFORNIA PLUMBING CODE, PART 5, TITLE 24 C.C.R. (1997 U.P.C. AND 1998 CALIFORNIA AMENDMENTS)
- 2001 CALIFORNIA FIRE CODE, PART 9, TITLE 24 C.C.R. (1997 U.F.C. AND 1998 CALIFORNIA AMENDMENTS)
- 2001 CALIFORNIA ENERGY CODE, PART 6, TITLE 24 C.C.R. (1997 U.F.C. AND 1998 CALIFORNIA AMENDMENTS)
- 2001 CALIFORNIA REFERENCED STANDARDS, PART 12, TITLE 24 C.C.R. 1990 TITLE 19, C.C.R. PUBLIC SAFETY, STATE FIRE MARSHAL REGULATIONS.
- NFPA 13 AUTOMATIC SPRINKLER SYSTEM 1999 EDITION
- NFPA 14 STANDPIPE SYSTEM 2000 EDITION
- NFPA 17c WET CHEMICAL SYSTEM 1999 EDITION
- NFPA 72 NATIONAL FIRE ALARM CODE (CALIFORNIA AMENDED) 1999 EDITION (NOTE SEE UL STANDARDS 1971 FOR "VISUAL DEVICES")
- NFPA 253-CRITICAL RADIANT FLUX OF FLOOR COVERINGS SYSTEMS 1984 EDITION
- NFPA 2001 CLEAN AGENT FIRE EXTINGUISHING SYSTEMS 1994 EDITION
- REFERENCE CODE SECTION FOR NFPA STANDARDS - CBC (SFM) 3504-1

SHEET INDEX

ARCHITECTURAL	
G-001	TITLE SHEET
A-111	ENLARGED SITE AND DETAILS
ELECTRICAL	
E1	SYMBOLS, CODE NOTES
E2	SITE ELECTRICAL PLAN & DETAILS
PLUMBING	
P1	SITE PLAN AND DETAILS
24' X 40' CLASSROOM	
TS-1	TITLE SHEET
N-1	GENERAL NOTES
1	FLOOR PLAN AND NOTES
2	EXTERIOR ELEVATIONS
3	CEILING GRID, DETAILS AND NOTES
4	INTERIOR ELEVATIONS & OPTIONAL PLANS
S1	WOOD FOUNDATION PLAN & DETAILS 50 PSF FLOOR LIVE LOAD
S2	FLOOR FRAMING PLAN AND DETAILS
S3	BUILDING SECTION AND WALL DETAILS
S3A	ROOF FRAMING PLAN AND DETAILS
S3B	ROOF SECTION & DETAILS
S4	FRAMING ELEVATIONS AND DETAILS
M1	MECHANICAL PLAN, AND NOTES
M2	ENERGY MANDATORY MEASURES
E1	ELECTRICAL PLAN, DETAILS AND NOTES

12' X 40' RESTROOM

TS-1	TITLE SHEET BUILDING DATA NOTES
N-1	GENERAL NOTES
1	FLOOR PLAN AND NOTES
2	EXTERIOR ELEVATIONS
3	CEILING GRID, DETAILS AND NOTES
4	INTERIOR ELEVATIONS & OPTIONAL PLANS
S1	WOOD FOUNDATION PLAN & DETAILS 50 PSF LIVE LOAD AND 20 PSF PARTITION LOAD
S2	FLOOR FRAMING PLAN AND DETAILS
S2A	BUILDING SECTION AND WALL DETAILS
S3	ROOF FRAMING PLAN AND DETAILS
S4	FRAMING ELEVATIONS AND DETAILS
M1	MECHANICAL PLAN, DETAILS AND NOTES
E1	ELECTRICAL PLAN, DETAILS AND NOTES



FIELD VERIFY THAT ALL EXISTING GATES MEET THE FOLLOWING REQUIREMENTS. GATES IN THE PATH OF TRAVEL MUST COMPLY WITH EXIT DOOR REQUIREMENTS (SEE SECTION 11338.2) SPECIFY LEVER HARDWARE AND KICK PLATE OR PROVIDE A SIGN OR ADJACENT TO GATE STATING THAT THIS GATE IS TO REMAIN LOCKED IN THE OPEN POSITION DURING BUSINESS SCHOOL HOURS OR DURING ANY PUBLIC FUNCTIONS. FIRE AND LIFE SAFETY MAY REQUIRE PANIC HARDWARE FOR EMERGENCY EXISTING EVEN WITH THE SIGN. ORDINATE WITH FIRE AND LIFE SAFETY REQUIREMENTS

PATH OF TRAVEL (POT) AS INDICATED IS A BARRIER FREE ACCESS AT LEAST 48" WIDE WITHOUT ANY ABRUPT VERTICAL CHANGES EXCEEDING 1/2" AT 1:12 MAXIMUM CROSS SLOPE 2% TYPICAL AND SLOPE IN THE DIRECTION OF THE PATH OF TRAVEL DOSE NOT EXCEED 5% UNLESS OTHERWISE NOTED. THE CONTRACTOR SHALL VERIFY THAT ALL BARRIERS ON THE INDICATED PATH OF TRAVEL HAVE BEEN REMOVED

COMPLETE FIRE ALARM PLAN SUBMITTAL:

THE FIRE ALARM SYSTEM SHOWN ON THESE PLANS HAS BEEN SUBMITTED AND APPROVED BY THE DIVISION OF STATE ARCHITECT. ANY SUBSTITUTION OF THE FIRE ALARM SYSTEM SHALL BE RESUBMITTED TO THE DIVISION OF STATE ARCHITECT FOR REVIEW AND APPROVAL FEES. CONTRACTOR SHALL BE RESPONSIBLE FOR ANY FEES THAT ARE AND APPROVAL FEES. CONTRACTOR SHALL BE RESPONSIBLE FOR ANY FEES THAT ARE INCURRED DUE TO THIS SUBSTITUTION.

B1 SITE PLAN CHIPMAN
1"=80'-0"

LEGEND


- ACCESSIBLE REST ROOMS
- NEW CONCRETE
- PURPOSED RELOCATABLE BUILDING BY DISTRICT
- PATH OF TRAVEL
- ASSUMED PROPERTY LINE
- EMERGENCY VEHICLE ACCESS

LOCAL FIRE AUTHORITY REVIEW

CHIPMAN JR HIGH
ADDRESS: 2905 EISSLER ST
CITY/STATE/ZIP: BAKERSFIELD, CALIFORNIA 93306
LOCAL FIRE AUTHORITY: BAKERSFIELD COUNTY FIRE DEPARTMENT
APPROVAL ISSUED BY:
RANK/TITLE:
DATE:
PHONE NUMBER: (661) 862-5001
PURSUANT TO: TITLE 19 CALIFORNIA ADMINISTRATION SUB CHAPTER 1, ARTICLES 3.05 ACCESS ROADS AND 3.16 GATE ENTRANCES TO SCHOOL GROUNDS
IT IS NECESSARY TO PROVIDE THE STATE FIRE MARSHAL (DSA) WITH WRITTEN CERTIFICATION FROM THE FIRE AUTHORITY THAT THE ABOVE SECTIONS ARE BEING MET TO THEIR SATISFACTION
FIRE-FLOWS & HYDRANTS HAVE BEEN REVIEWED FOR COMPLIANCE WITH STATE APPENDICES 111-AA & 111-BB PART 9 TITLE 24.

ORDIZ MELBY ARCHITECTS, INC.

6500 MING AVENUE SUITE 200
BAKERSFIELD, CALIFORNIA 93309
TELEPHONE (801) 832-6298
FACSIMILE (801) 832-4291



DANNY E. ORDIZ, AIA
ARCHITECT C-14,728
WILLIAM J. MELBY, AIA
ARCHITECT C-16,835

IDENTIFICATION STAMP
DIV. OF THE STATE ARCHITECT
APP# 107518
DATE 12/31/2003

PTN# 6532116
PORTABLES
AT:
CHIPMAN JR HIGH
FOR
BAKERSFIELD CITY SCHOOL DISTRICT
2301 PARK DRIVE
BAKERSFIELD CALIFORNIA 93306

MARK	DATE	DESCRIPTION
SD		
CD		

JOB NUMBER: 2002546
CAD DRAWING FILE: T11C3P1A1.DWG
DRAWN BY: EH
CHECKED BY: JWC
CHECK AND VERIFY ALL DIMENSIONS BEFORE PROCEEDING WITH THE WORK. REPORT DISCREPANCIES TO THE ARCHITECT.
THE DRAWINGS, IDEAS, AND DESIGNS REPRESENTED ON THIS SHEET ARE THE PROPERTY OF THE ARCHITECT.
COPYRIGHT
ORDIZ MELBY ARCHITECTS, INC. 2002

SHEET TITLE
TITLE SHEET AND SITE PLAN
SHEET IDENTIFICATION NUMBER
A-111
SHEET 01 OF 02