

NOTES

1. ALL INFORMATION SUCH AS DETAILS, SECTIONS, CONNECTIONS, AND MATERIAL ATTACHMENT SHALL BE REFERENCED FROM OTHER SHEETS WITHIN THIS SET WHERE IT APPLIES.

THESE DRAWINGS AND ALL MATERIAL CONTAINED HEREIN ARE THE PROPERTY OF SILVERCREEK INDUSTRIES, INC. (SCI INC) AND SHALL NOT BE REPRODUCED, COPIED OR OTHERWISE DISPOSED OF DIRECTLY OR INDIRECTLY AND SHALL NOT BE USED IN WHOLE OR IN PART TO ASSIST IN THE MAKING OF OR FOR THE PURPOSE OF FURNISHING ANY INFORMATION FOR THE MAKING OF DRAWINGS, PRINTS, APPARATUS OR PARTS THEREOF WITHOUT THE FULL KNOWLEDGE AND WRITTEN CONSENT OF SCI INC. ALL PATENTABLE MATERIAL CONTAINED HEREIN AND ORIGINATING WITH SCI INC SHALL BE THE PROPERTY OF SCI INC.

SILVER CREEK INDUSTRIES, INC.



195 EAST MORGAN PERRIS, CALIFORNIA 92571
PHONE: 951-943-5393 FAX: 951-943-2211

FLOOR CONSTRUCTION

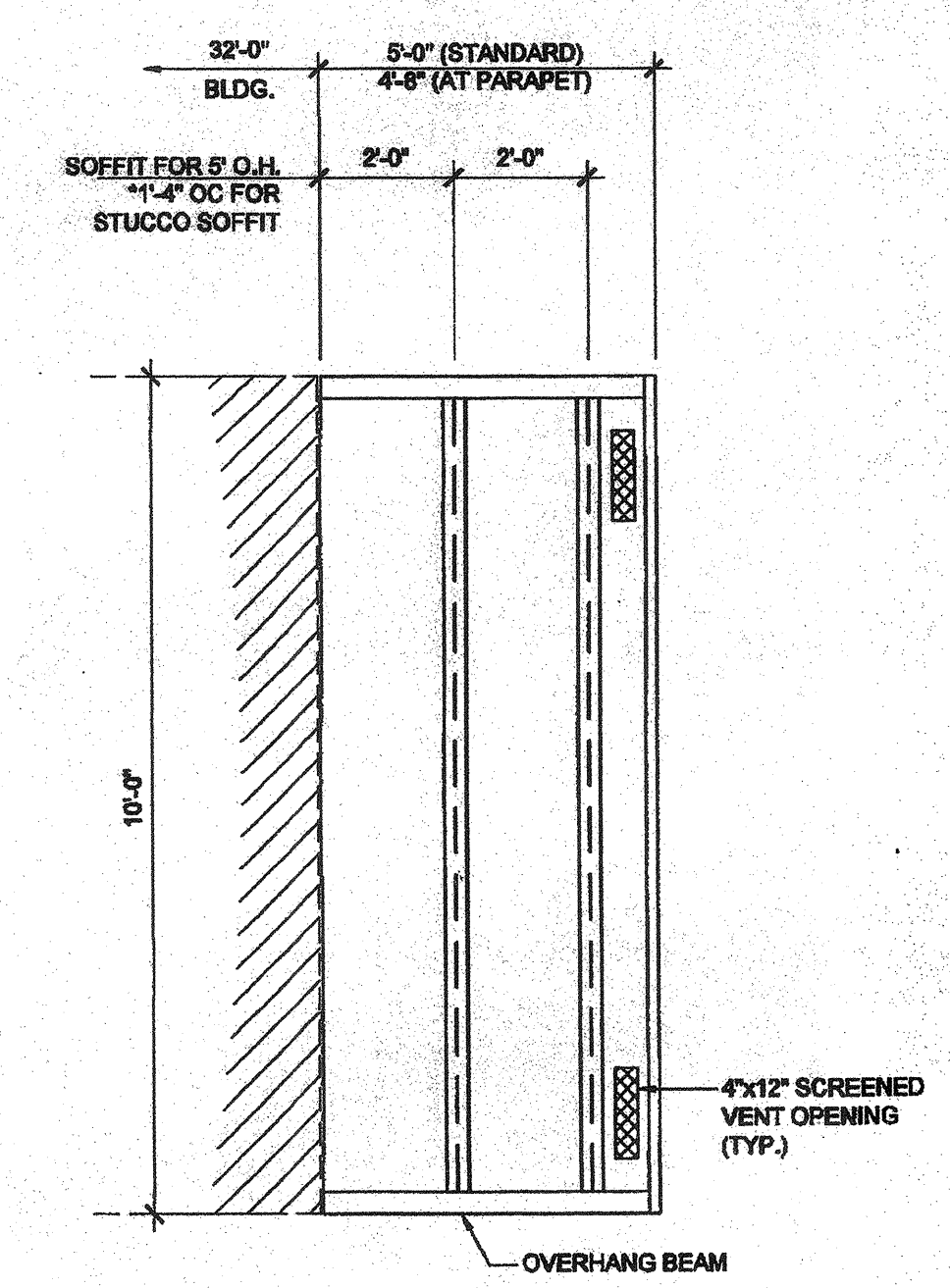
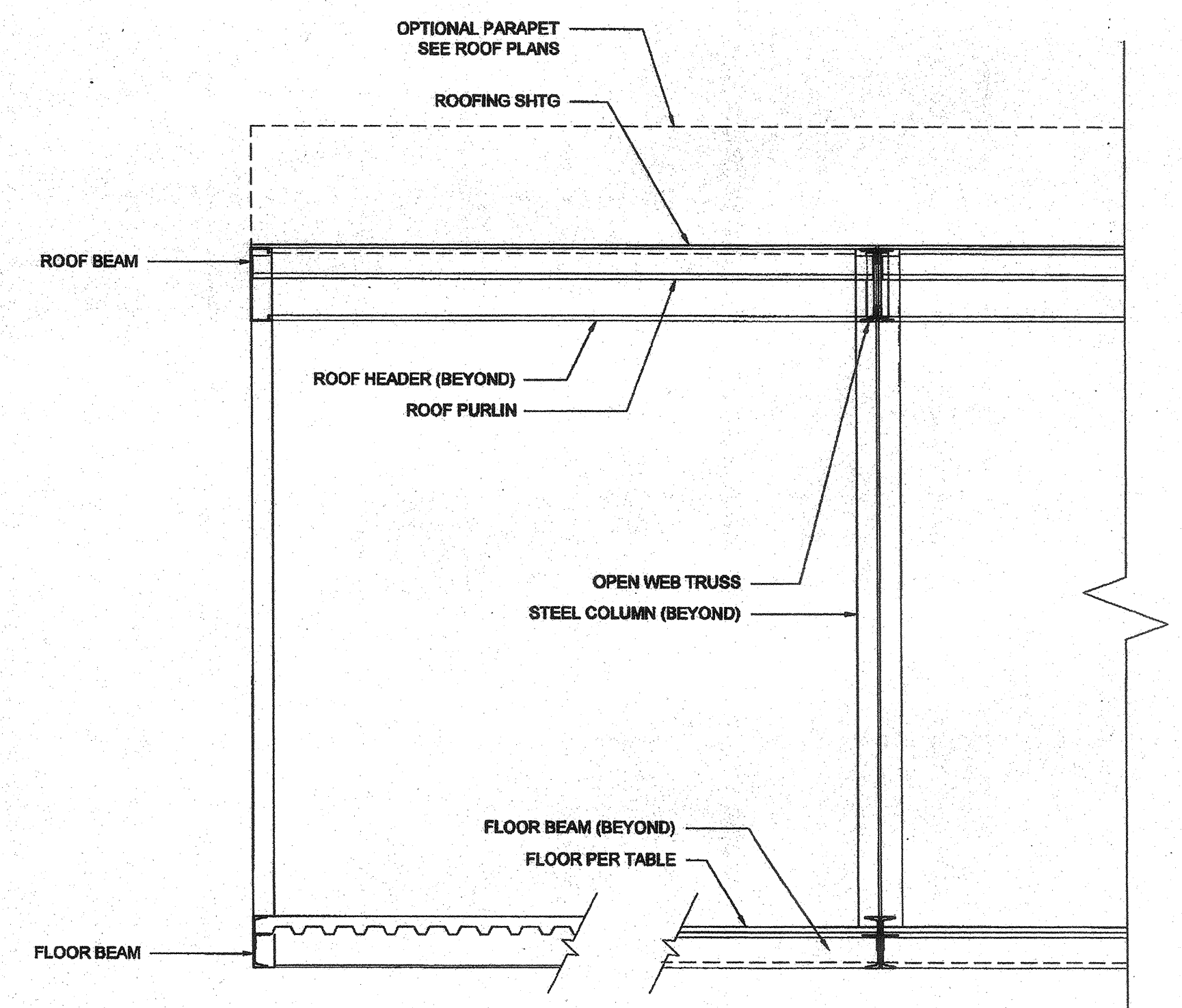
- WOOD FLOOR
- CONCRETE FLOOR

HSS COLUMN SCHEDULE

COL. HT	STD WALL W/ METAL ROOF	STD WALL W/ BUILT UP	PLASTER WALL W/ METAL ROOF OR S.U.	UP TO 18" PARAPET	18" TO 48" PARAPET
9'-0"	<input checked="" type="checkbox"/> 3 1/2 x 3 1/2 x 3/16	<input type="checkbox"/> 3 1/2 x 3 1/2 x 1/4	<input type="checkbox"/> 3 1/2 x 3 1/2 x 1/4	<input type="checkbox"/> 3 1/2 x 3 1/2 x 1/4	<input type="checkbox"/> 4 x 4 x 3/16
9'-6"	<input type="checkbox"/> 3 1/2 x 3 1/2 x 3/16	<input type="checkbox"/> 3 1/2 x 3 1/2 x 1/4	<input type="checkbox"/> 3 1/2 x 3 1/2 x 1/4	<input type="checkbox"/> 4 x 4 x 3/16	<input type="checkbox"/> 4 x 4 x 1/4
10'-0"	<input type="checkbox"/> 3 1/2 x 3 1/2 x 3/16	<input type="checkbox"/> 4 x 4 x 3/16	<input type="checkbox"/> 4 x 4 x 3/16	<input type="checkbox"/> 4 x 4 x 3/16	<input type="checkbox"/> 4 x 4 x 1/4
10'-6"	<input type="checkbox"/> 3 1/2 x 3 1/2 x 1/4	<input type="checkbox"/> 4 x 4 x 1/4	<input type="checkbox"/> 4 x 4 x 1/4	<input type="checkbox"/> 4 x 4 x 1/4	<input type="checkbox"/> 4 x 4 x 3/16

BUILDING SECTION

SCALE: 1/2" = 1'-0" 1



BUILDING SECTION


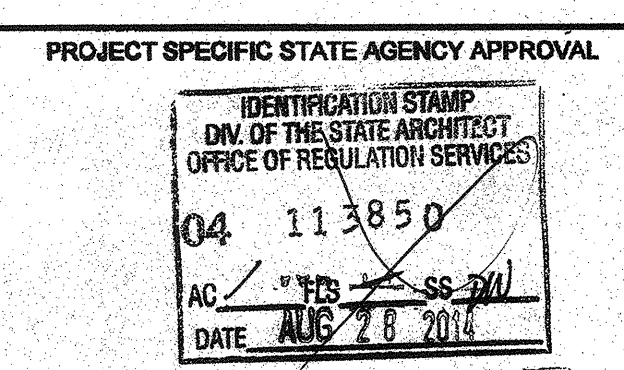

SCALE: 1/2" = 1'-0" 3

ENCL. SOFFIT PLAN-OPT.

SCALE: 1/4" = 1'-0" 2

IDENTIFICATION STAMP
DIV. OF THE STATE ARCHITECT
APP03 117549
AC WFLS - SS TN
Date OCT 11 2016

IDENTIFICATION STAMP
DIV. OF THE STATE ARCHITECT
APP03 116979
AC WFLS - SS TN
Date 4.13.16



REVISIONS

SILVER CREEK INDUSTRIES
30' x 32' PC

PROJECT NO:
DRAWN BY:
SCALE: AS NOTED
DATE: 6-17-11

P.C. SHEET NUMBER
S-3.01