
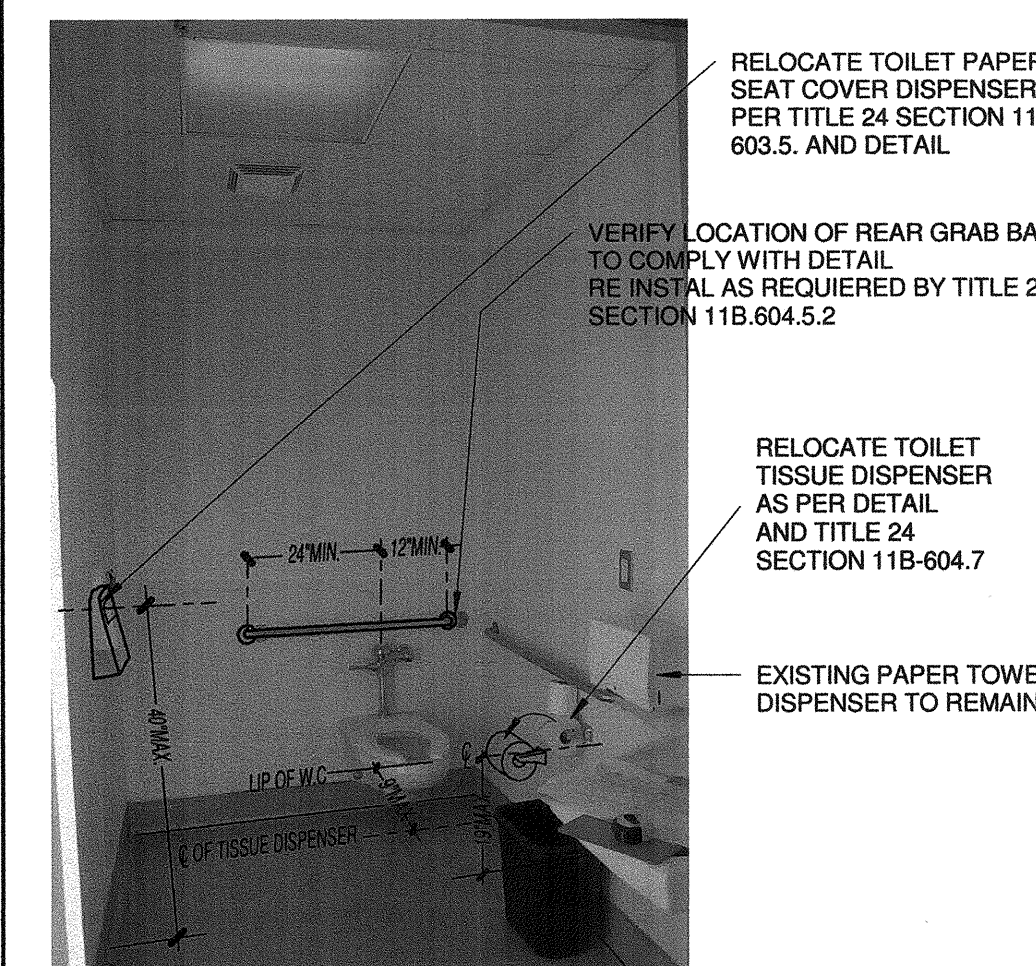



**7 BOYS W.C STALL** 12" = 1'-0"




**6 BOYS LAVATORY** 12" = 1'-0"



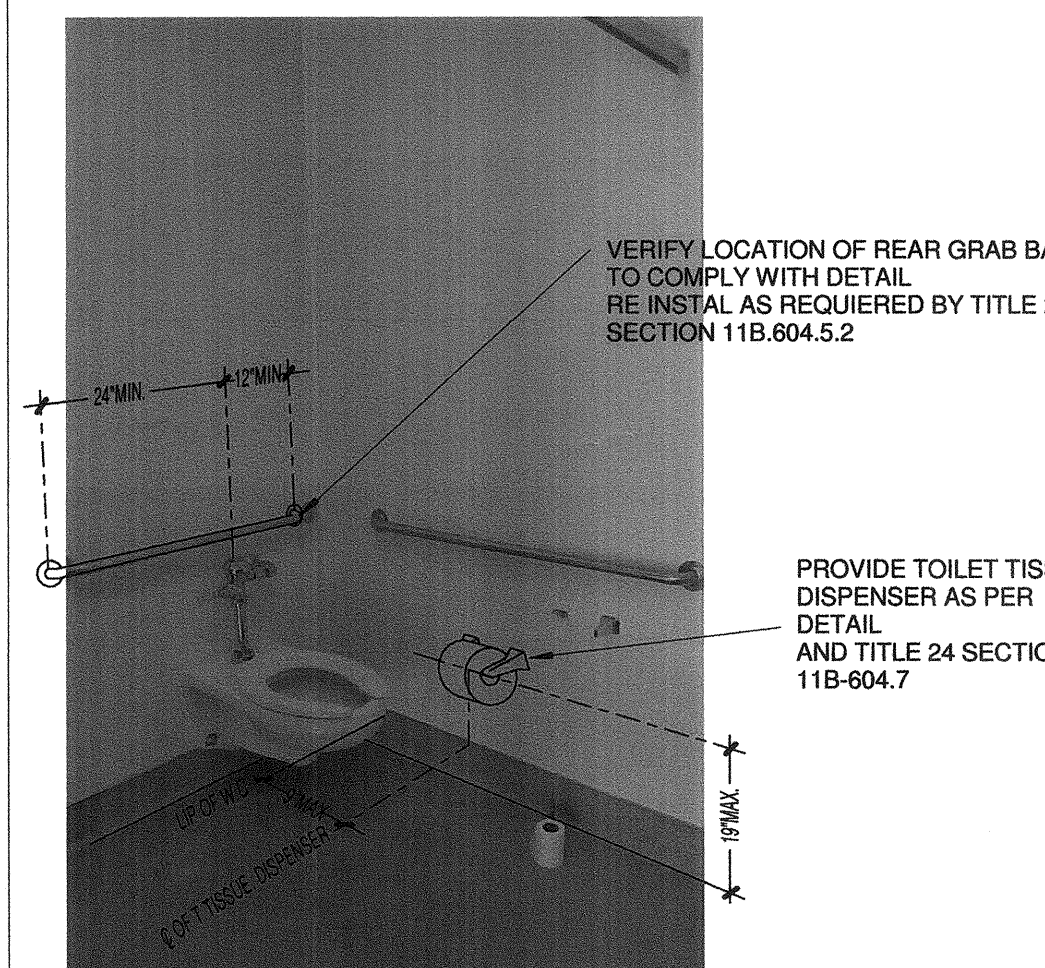
**8 MENS ACCESSIBLE T.R** 12" = 1'-0"



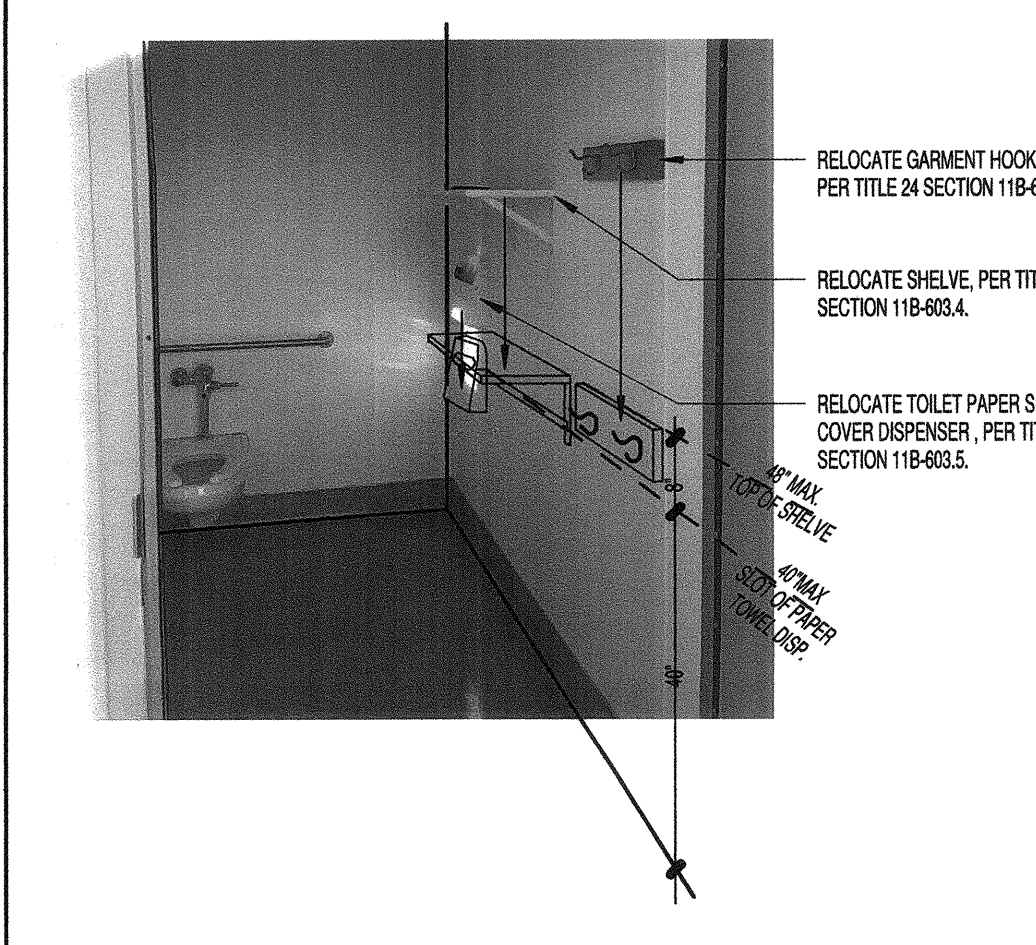
**5 GIRLS LAVATORY** 12" = 1'-0"




**9 WOMEN ACCESS. W.C** 12" = 1'-0"



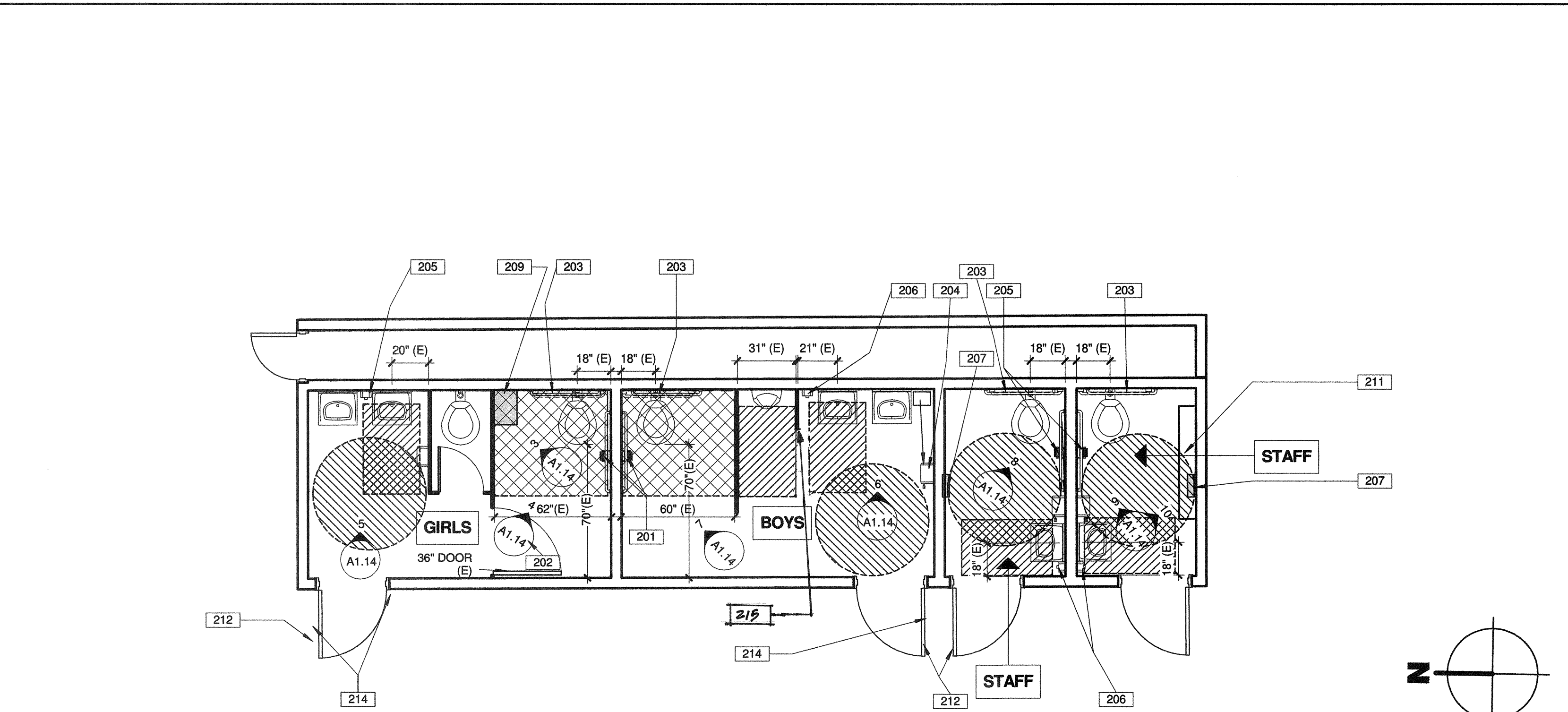
**4 GIRLS W.C STALL** 12" = 1'-0"



**10 WOMEN ACCESS T.R** N.T.S

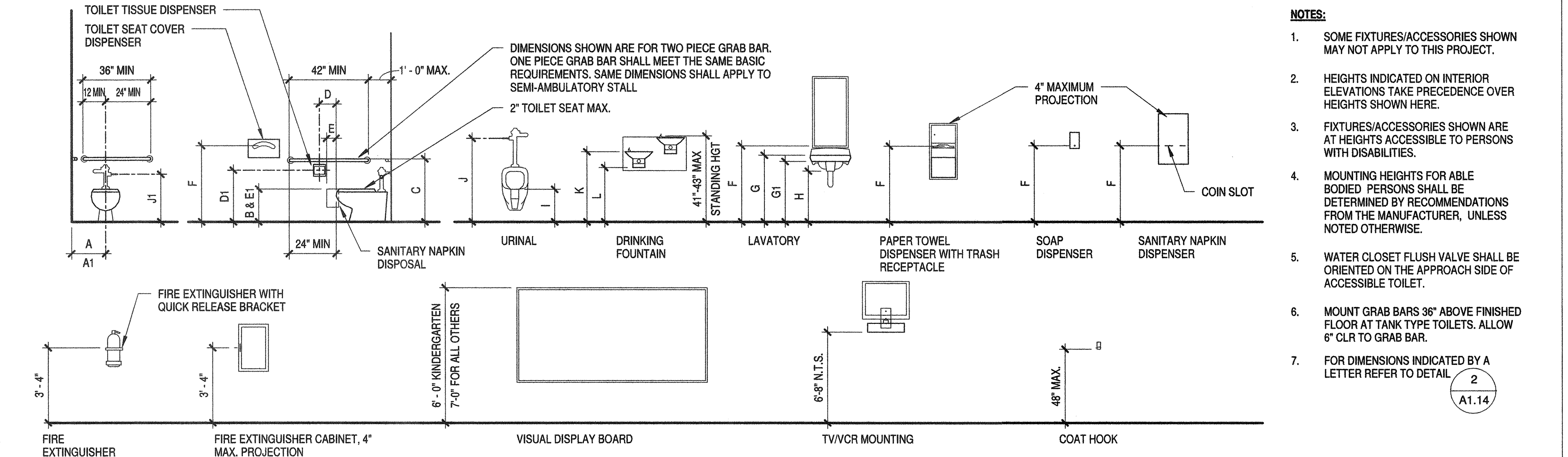


**3 GIRLS W.C STALL** 12" = 1'-0"



**NOTES TO EXISTING RESTROOMS FLOOR PLAN:**

- EXISTING BOYS AND GIRLS TOILET FIXTURES LAYOUT AND ACCESSORIES, WHERE ALTERED IN COMPLIANCE WITH THE REQUIREMENTS OF THE PRECEDING 2010 C.B.C. TABLE 1115B-1 CHILDREN DIMENSIONS, AND OR ARE IN COMPLIANCE WITH THE 2013 C.B.C TABLE 11B-604.9, SUGGESTED CHILDREN DIMENSIONS, UNLESS OTHERWISE NOTED. REFER TO 2013 CBC CAPTER 11B-202.4 FOR EXISTING TOILET RETROFIT REQUIREMENT, EXCEPTION 2.
- EXISTING CONDITIONS AT STAFF WOMEN RESTROOM, ARE SIMILAR TO EXISTING CONDITIONS AT STAFF MEN RESTROOM. THE SCOPE OF WORK ON STAFF WOMEN RESTROOM, IS EQUAL TO THE SCOPE OF WORK ON STAFF MEN RESTROOM, UNLESS OTHERWISE NOTED.
- ALL EXISTING TOILET FIXTURES, DOORS, PARTITIONS, SIGNS, ACCESSORIES ETC. ARE TO REMAIN UNLESS OTHERWISE NOTED.
- REFER TO DETAIL 2/A1.14 FOR ACCESSIBLE MOUNTING HEIGHTS AND DIMENSIONS.



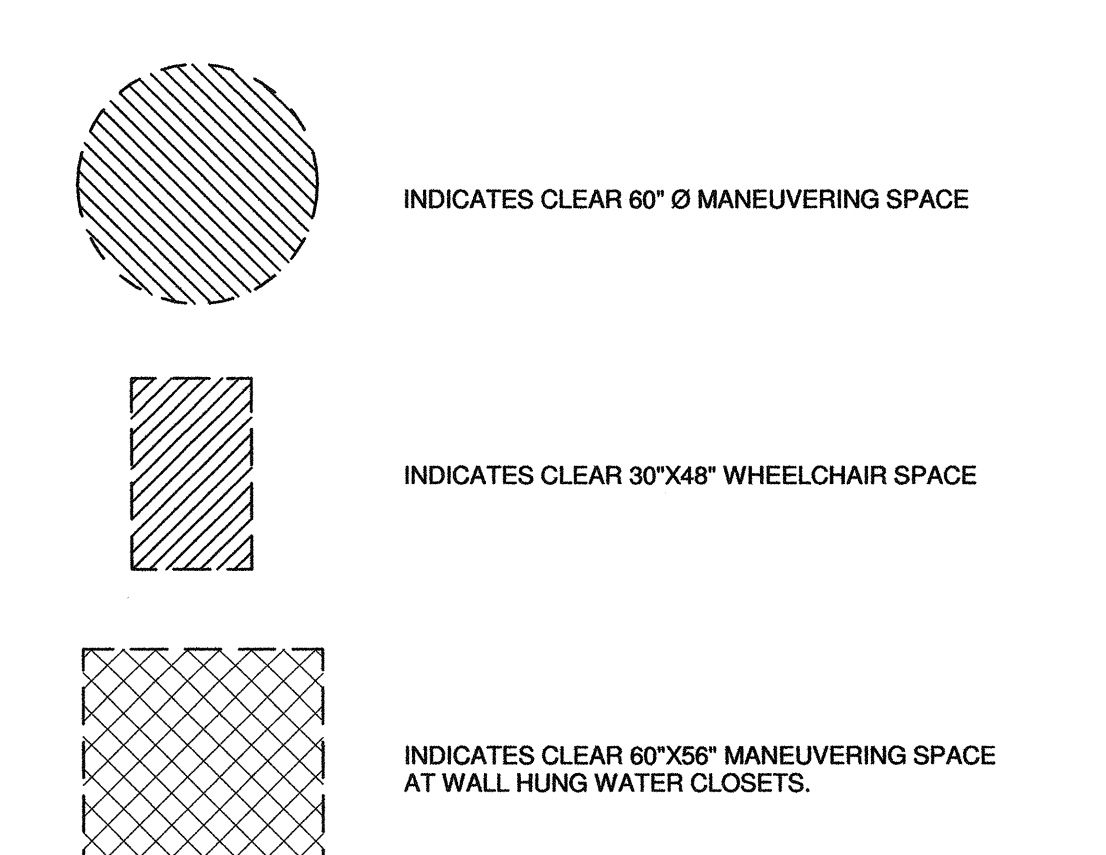
**1 ACCESSIBLE MOUNTING HEIGHTS** 1/4" = 1'-0"

LETTER	DESCRIPTION	ADULTS AGES 13 & OLDER	CHILDREN AGES 9-12
A	WHEELCHAIR ACCESSIBLE WATER CLOSET CENTERLINE	17" - 18"	15" - 18"
A1	AMBULATORY ACCESSIBLE WATER CLOSET CENTERLINE	17" - 19"	15" - 18"
B	TOILET SEAT HEIGHT (TO TOP OF SEAT)	17" MIN - 19" MAX	15" - 17"
C	GRAB BAR HEIGHT (TOP OF GRIPPING SURFACE)	33" MIN - 36" MAX	25" - 27"
D	TOILET TISSUE DISPENSER TO TOILET	7" - 9"	7" - 9"
D1	TOILET TISSUE DISPENSER (OUTLET OF DISPENSER FROM FLOOR)	19" MIN	17" - 19"
D2	TOILET TISSUE DISPENSER (FROM BOTTOM OF GRAB BAR)	1 1/2" MIN CLR	1 1/2" MIN CLR
E	SANITARY NAPKIN DISPOSAL TO TOILET	5"	5"
E1	SANITARY NAPKIN DISPOSAL FROM FLOOR TO TOP	17" - 19"	15" - 18"
F	DISPENSER OR MIRROR TO REFLECTIVE SURFACE	40" MAX	40" MAX
G	LAVATORY SINK HEIGHT	34" MAX	34" MAX
G1	LAVATORY APRON CLEARANCE	29" MIN	29" MIN
H	KNEE CLEARANCE	27" MIN	27" MIN
I	URINAL RIM HEIGHT	17" MAX	17" MAX
J	URINAL FLUSH CONTROL HEIGHT	44" MAX	44" MAX
J1	WATER CLOSET FLUSH CONTROL HEIGHT	44" MAX	36" MAX
K	DRINKING FOUNTAIN SPOUT HEIGHT	36" MAX	30" MAX, SIDE APPROACH
L	DRINKING FOUNTAIN KNEE CLEARANCE	27" MIN	27" MIN

**200 - KEYNOTES**

- 201 RELOCATE EXISTING TOILET TISSUE DISPENSER TO COMPLY WITH DETAIL 2/A1.14
  - 202 PROVIDE "U" SHAPE HANDLE EACH SIDE OF EXISTING STALL DOOR
  - 203 RELOCATE EXISTING 36" REAR GRAB BAR TO COMPLY WITH TITLE 24 SECTION 11B-604.5.2
  - 204 REMOVE AND RELOCATE EXISTING PAPER TOWEL DISPENSER TO ACCESSIBLE LOCATION SHOWN. AS PER DETAIL 2/A1.14
  - 205 PROVIDE SOAP DISPENSER. MOUNT PER DETAIL 2/A1.14
  - 206 (E) SOAP DISPENSER TO REMAIN
  - 207 RELOCATE SEAT COVER DISPENSER SLOT HEIGHT TO MAX 40" AFF, PER DETAIL 2/A1.14
  - 209 REMOVE EXISTING LOCKER, PROVIDE CLEAR MANEUVERING SPACE AS PER TITLE 24, SECTION 11B-604.3.2
  - 211 REMOVE EXISTING 5'-0" SHELVES AND RELOCATE, TOP OF SHELVES SHALL BE 48" A.F.F AS PER DETAIL 2/A1.14
  - 212 REVISE CLOSER AT RELOCATABLE DOORS OPERATING PRESSURE TO 5 LBS MAX., TYPICAL
  - 214 VERIFY (E) DOOR SIGNAGE COMPLIES WITH 2013 CBC CODE. RELOCATE OR PROVIDE SIGNAGE PER DETAIL 4/A10.10 (BUILDING R-4).
- 215 Provide 18" URINAL PARTITION.

**200 LEGEND**



PRIME CONSULTANT  
ARCHITECTURE PLANNING  
**IBI** San Luis Obispo  
4119 Broad Street, Suite 210  
San Luis Obispo, CA 93401  
805.546.0433 fax: 805.546.0504



COPYRIGHT: Any reproduction or distribution for any purpose other than authorized by IBI Group is forbidden.  
COPYRIGHT 2016 IBI GROUP

REVISIONS

NO.	DATE	APPRD.	DESCRIPTION

CONSULTANT

AGENCY INFORMATION:  
AGENCY TRACKING NO. 63321-243  
FILE NO. 15-6  
IDENTIFICATION STAMP  
DIV. OF THE STATE ARCHITECT  
OFFICE OF REGULATION SERVICES  
03-117549  
AC, JW, FLS, M, SS, JH  
DATE OCT 11 2016

**BAKERSFIELD CITY SCHOOL DISTRICT**

**CHIPMAN JR. HIGH NEW RELOCATABLES (3)**

2905 ESSLER ST  
BAKERSFIELD, CA 93306

OPSC or OSHPD PROJ. NO:

PROJECT NO:	16132.000
DRAWN BY:	CC
CHK'D BY:	FM
ISSUE DATE:	10/05/2016

**EXISTING RESTROOM - DSA A#03-117283**

SHEET NUMBER

**A1.14**

CONSTRUCTION DOCUMENTS  
PLOT DATE: 9/29/2016 2:35:33 PM J:\16186\_BC\_Chipman\35.9 Drawings\Arch\current\A1.14-16132-Restroom\Fabricable.rvt