

**HARDWARE SET #1 (EXTERIOR)**

- LOCKSET - SCHLAGE D70PD, RHODES LEVER, OR EQUAL
- BUTTS - 1 1/2" PAIR HAGER BB1191 4 1/2"x4 1/2" NRP 26D OR EQUAL
- CLOSER - NORTON 8501 BFDP OR EQUAL
- THRESHOLD - PEMCO 271A OR EQUAL
- DOOR BOTTOM - PEMCO 216AV OR EQUAL
- WEATHER-STRIP - PEMCO 299AV OR EQUAL

**HARDWARE SET #2 (INTERIOR PASSAGE)**

- LOCKSET - SCHLAGE D10S WITH RHODES LEVER, OR EQUAL
- BUTTS - 1 1/2" PAIR HAGER BB1279 4 1/2"x4 1/2" OR EQUAL

**HARDWARE SET #3 (EXTERIOR)**

- LOCKSET - SCHLAGE D70PD, WITH RHODES LEVER OR EQUAL
- BUTTS - 1 1/2" PAIR HAGER BB1191 4 1/2"x4 1/2" NRP 26D OR EQUAL
- STOP - RIXON 9 SERIES STEEL DOOR STOP
- THRESHOLD - PEMCO 271A OR EQUAL
- DOOR BOTTOM - 216AV OR EQUAL
- WEATHER STRIP - PEMCO 299V OR EQUAL

**HARDWARE SET #4 (INTERIOR DOUBLE LOCKABLE)**

- LOCKSET - SCHLAGE D86PD, WITH RHODES LEVER OR EQUAL
- BUTTS - 1 1/2" PAIR HAGER BB1279 4 1/2"x4 1/2" 26D OR EQUAL

**HARDWARE SET #5 (INTERIOR TOILET ROOM/PRIVACY)**

- LOCKSET - SCHLAGE D40S WITH RHODES LEVER OR EQUAL
- BUTTS - 1 1/2" PAIR HAGER BB1279 4 1/2"x4 1/2" 26D OR EQUAL

**HARDWARE SET #6 (INTERIOR STOREROOM)**

- LOCKSET - SCHLAGE D80PD WITH RHODES LEVER OR EQUAL
- BUTTS - 1 1/2" PAIR HAGER BB1279 4 1/2"x4 1/2" 26D OR EQUAL

**HARDWARE SET #7 (PANIC)**

- LOCKSET - VON DUPRIN 99L PANIC HARDWARE WITH TRIM OR EQUAL
- BUTTS - 1 1/2" PAIR HAGER BB1191 4 1/2"x4 1/2" NRP 26D OR EQUAL
- CLOSER - NORTON 8501 BFDP OR EQUAL
- THRESHOLD - PEMCO 271A OR EQUAL
- DOOR BOTTOM - PEMCO 216AV OR EQUAL
- WEATHER-STRIP - PEMCO 299AV OR EQUAL
- DOOR PULL - TO BE DETERMINED...

**HARDWARE SET #8 (EXTERIOR)**

- LOCKSET - SCHLAGE D70PD WITH RHODES LEVER OR EQUAL
- BUTTS - 1 1/2" PAIR HAGER BB1191 4 1/2"x4 1/2" NRP 26D OR EQUAL
- THRESHOLD - PEMCO 271A OR EQUAL
- DOOR BOTTOM - PEMCO 216AV OR EQUAL
- WEATHER-STRIP - PEMCO 299AV OR EQUAL
- NO CLOSER PERMITTED

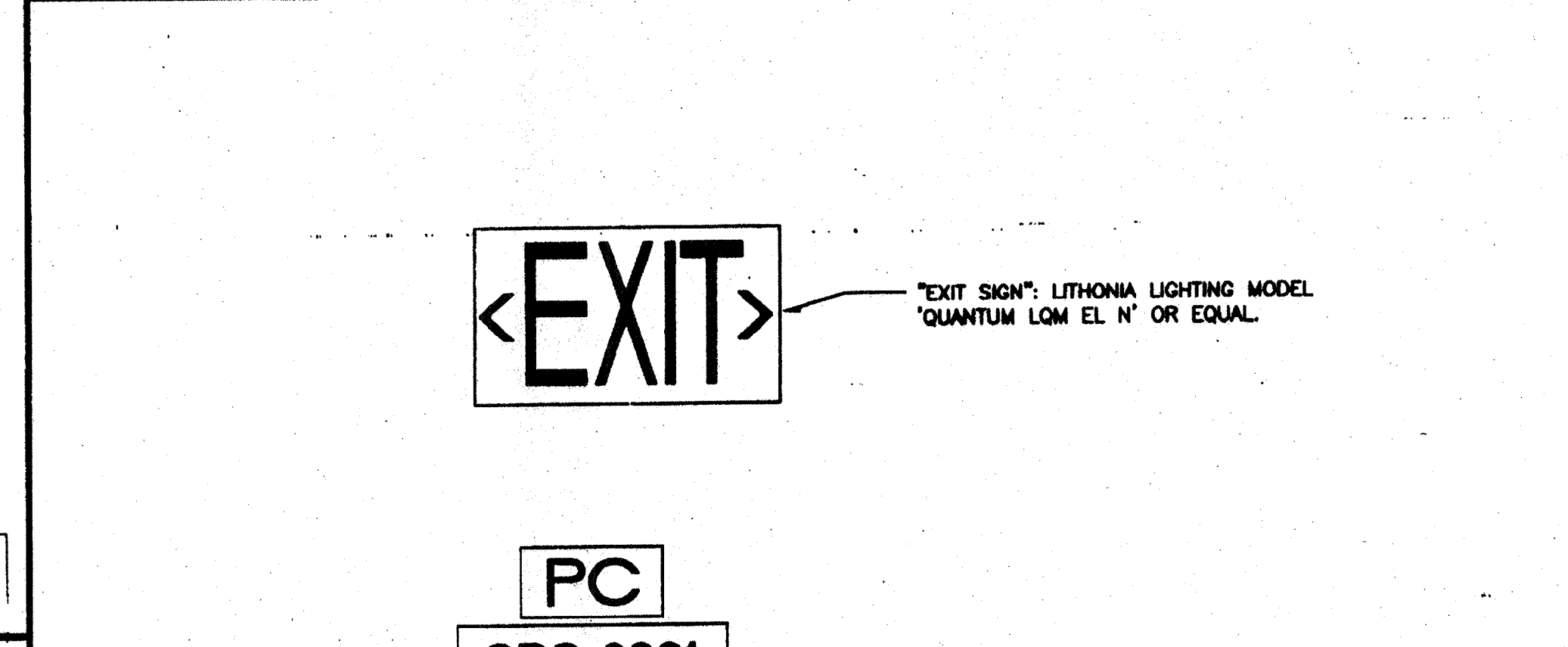
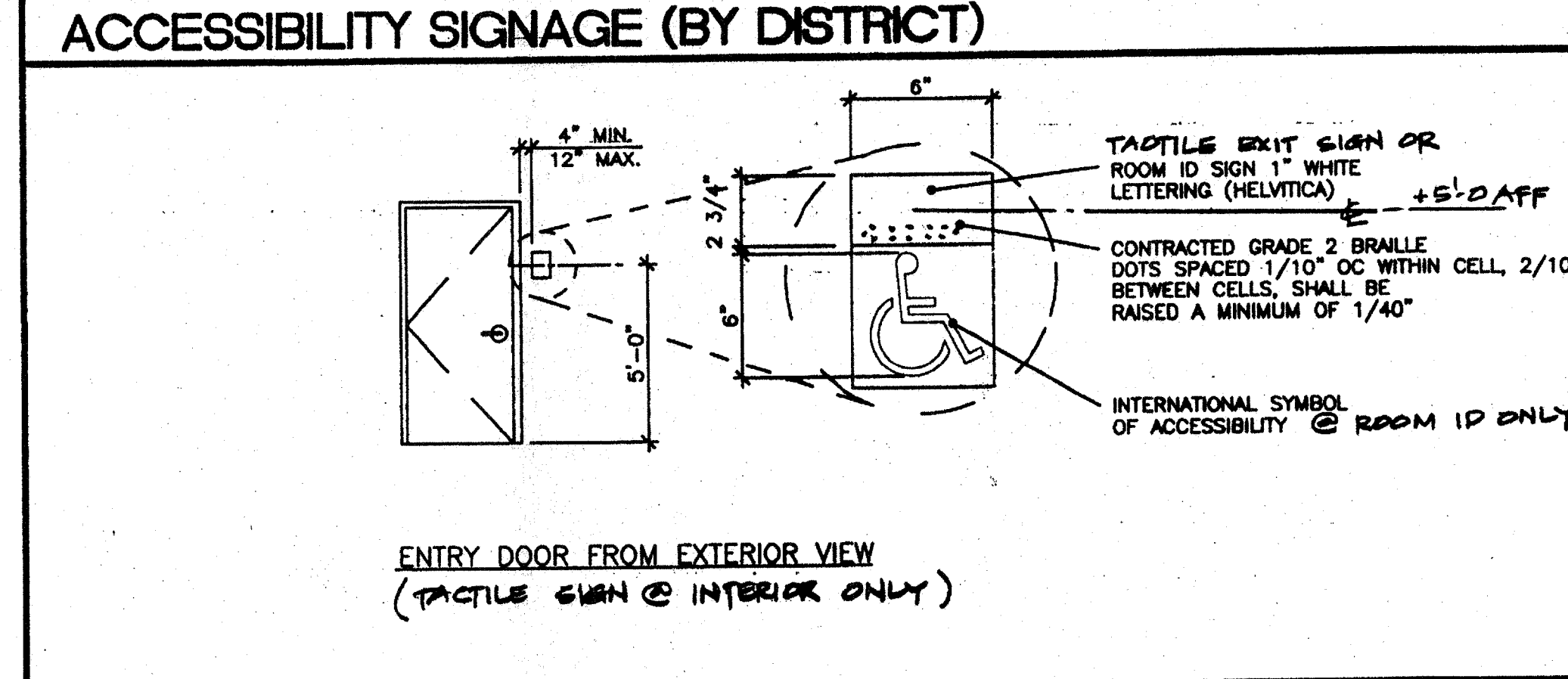
NOTE: PANIC HARDWARE IS REQUIRED TO BE INSTALLED WHEN THE CONFIGURATION OF ANY ROOM PROVIDES AN OCCUPANT LOAD OF 50 OR GREATER CBC 1007.3.10

**HARDWARE SCHEDULE**

DOOR NUMBER	DOOR TYPE	QUANTITY	FRAME OPENING		DOOR MATERIAL	FIRE RATING	HARDWARE SET NO.	FRAME MATERIAL	JAMB THROAT	REMARKS
			WIDTH	HEIGHT						
1	A		3'-0"	6'-8"	HM		1	HM	5-1/8"	

DOOR SCHEDULE	4	WINDOW SCHEDULE	1
---------------	---	-----------------	---

**DOOR ELEVATIONS**



DATE SIGNED: APR 10 2003

PC  
CBC 2001

SEE FLOOR PLAN FOR LOCATION AND ARROW DIRECTION

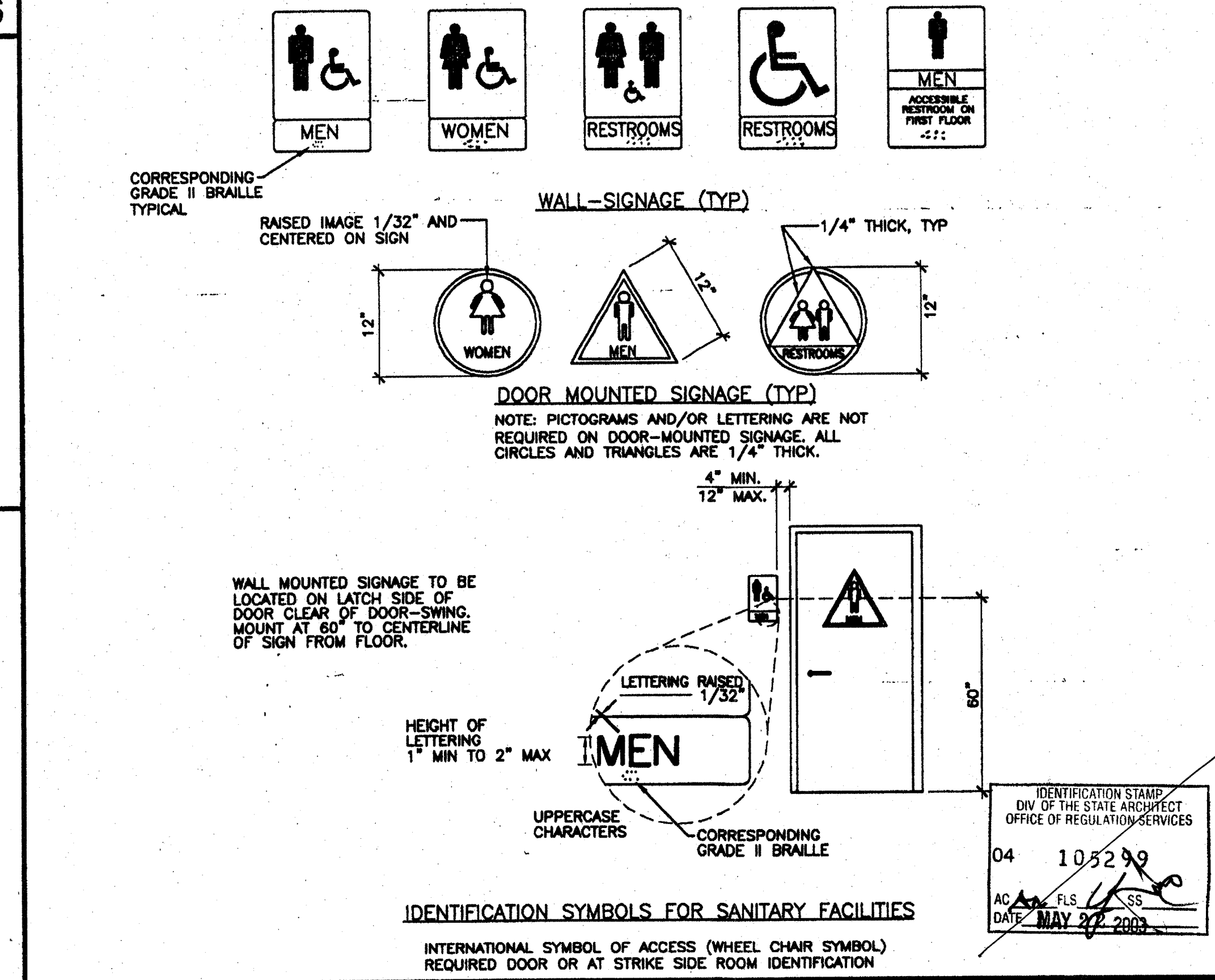
PC Professional of Record Seal  
Architects Seal  
IDENTIFICATION STAMP  
DIV. OF THE STATE ARCHITECT  
OFFICE OF REGULATION SERVICES  
PC-04  
104801  
AC: FLS: SS: DL  
DATE: 5/20/03

**MODTECH INC.**  
2830 BARRETT AVENUE PH (909) 943-4014  
PERRIS, CALIF. 92571 FAX (909) 940-0427

WINDOW NUMBER	QUANTITY	FRAME OPENING		FINISH	REMARKS
		WIDTH	HEIGHT		
A		8'-0"	4'-0"	1	SEE NOTES #1 & 2

DOOR SCHEDULE	4	WINDOW SCHEDULE	1
---------------	---	-----------------	---

**WINDOW ELEVATIONS**



**REVISIONS**

1		
2		
3		
4		
5		

AGENCY TRACKING NO. 62231-267  
FILE NO. 15-6

IDENTIFICATION STAMP  
DIV. OF THE STATE ARCHITECT  
03118235  
AC: FLS: SS: DL  
DATE: JUL 1 2007

PC Professional of Record Seal  
Architects Seal  
LICENSE EXPIRES 6-30-2004

PROJECT NUMBER: © MODTECH, INC. 2002

DRAWN BY: STKP-70  
CHECKED BY: 05-22-03  
DATE:

CLASS LEASING INC STOCKPILE # 70  
100- 24 x 40- CLASSROOM BUILDINGS  
4012-125 05-22-2003 80 MPH

**SCHEDULES**

**TOILET ROOM SIGNAGE (BY DISTRICT)**

PROJECT NUMBER: © MODTECH, INC. 2002

DRAWN BY: STKP-70  
CHECKED BY: 05-22-03  
DATE:

CLASS LEASING INC STOCKPILE # 70  
100- 24 x 40- CLASSROOM BUILDINGS  
4012-125 05-22-2003 80 MPH

**A6.01**

FILE PATH: 2440-A6.01.DWG PROJECT NO. PC-04-104801