

**KEY NOTES**

- 1 MAIN RUNNERS AT 4'-0" OC WITH 12 GA HANGER WIRES AT END OF EACH RUNNER
- 2 CROSS TEE AT 2'-0" OC (STANDARD CEILING PLAN ONLY)
- 3 CROSS TEE AT 4'-0" OC (BAYONET CEILING PLAN ONLY)

**T-BAR PART NUMBERS**

	ARMSTRONG PA-041	CHICAGO METALLIC PA-026	USG PA-030
RUNNER MAIN	7301	200	DX 26
4' CROSS TEE	7342	1210	DX 422
4' CROSS TEE (AT LIGHTS)	7341	1204	DX 626
2' CROSS TEE	7328	1226	DX 216
WALL ANGLE	7800	1420-01	M-7

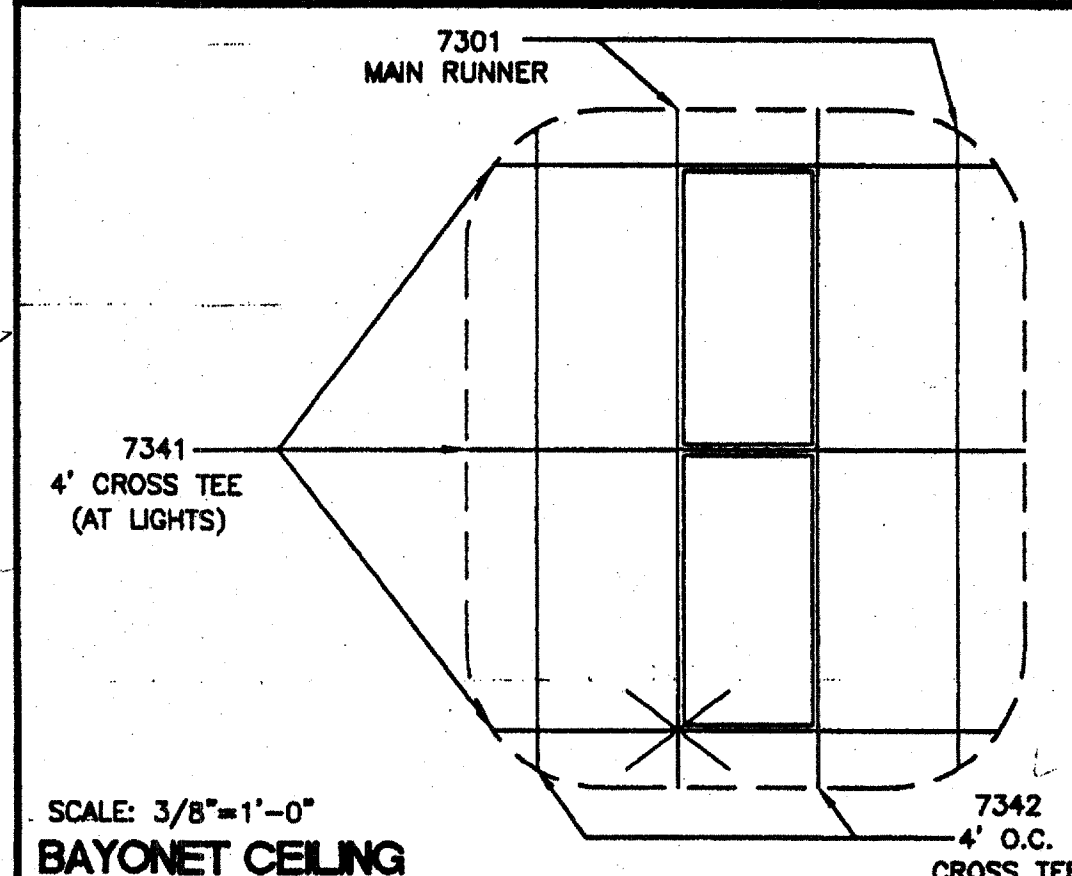
- 5 LIGHT FIXTURE, RECESSED, 2'x4' TYPICAL - 11/A2.04
- 6 4 WAY SPLAY AT LOCATIONS INDICATED, WIRES TAUT BUT NOT TO DISTORT GRID - 1/A2.04
- 7 HVAC SUPPLY REGISTER, 2'x2' TYPICAL - 12/A2.04
- 8 CEILING PANELS: 2'x4' LAY-IN PANELS, ASTM FLAME SPREAD CLASS 1 (0-25), SMOKE DEVELOPMENT DENSITY LESS THAN 450 TYPICAL

**NOTES**

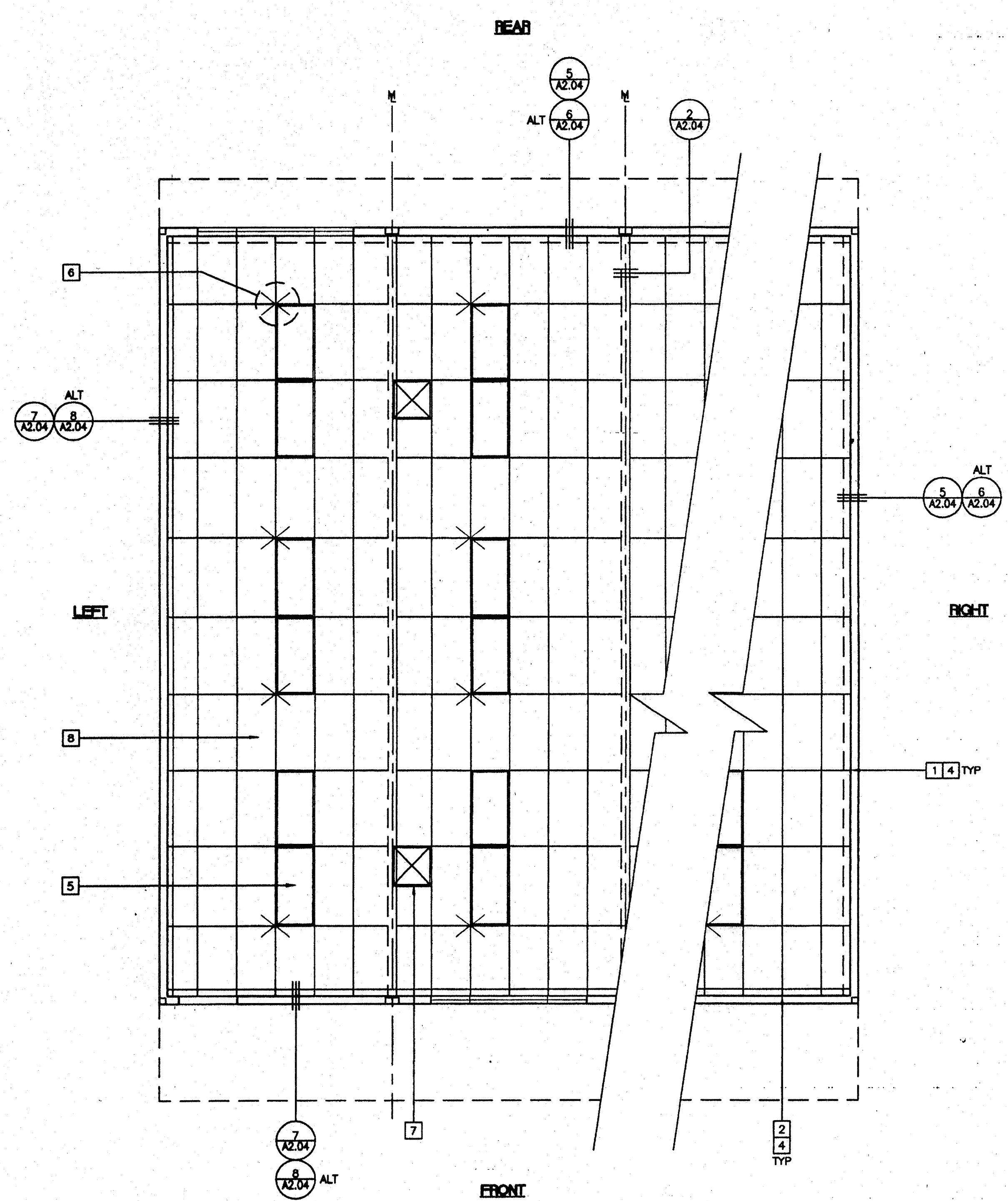
- 1. AT THE END OF ROWS OF RUNNERS A 12 GA HANGER WIRE SHALL BE ATTACHED WITHIN 8" OF WALL OR SOFFIT.
- 2. VERTICAL WIRES MORE THAN 1-IN-8 OUT OF PLUMB SHALL HAVE COUNTER BRACING WIRES.
- 3. RUNNERS MAY BE ATTACHED TO WALLS OR MOLD AT (2) ADJACENT WALLS - OTHER WALLS NO ATTACHMENT. CLEARANCE OF 1/2" BETWEEN END OF RUNNERS AND FACE OF WALL.
- 4. DUCTWORK SHALL BE RIGIDLY ATTACHED TO BUILDING AND SHALL NOT BE CLOSER THAN 6" TO HANGER WIRES.
- 5. VERTICAL WIRE SPACING 4' O.C. ALONG EVERY MAIN RUNNER

**LEGEND**

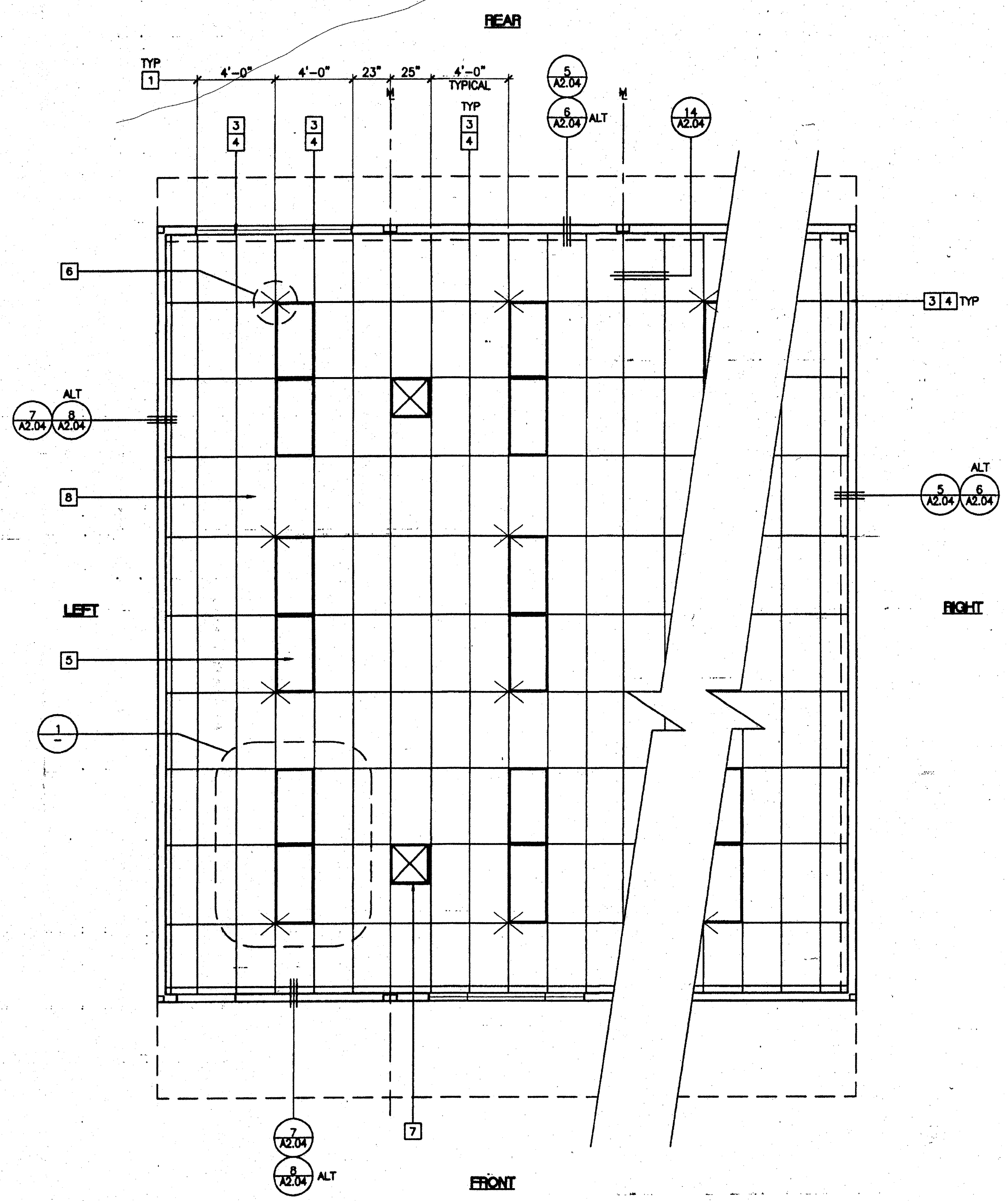
- T & T BAR CEILING
- 2'x 4' ELEC. FIXTURE RECESSED
- SUPPLY AIR DIFFUSER
- SPLAY WIRE
- INDICATES FIXED SIDE 7/A2.04
- INDICATES FREE SIDE 5/A2.04



**4' CROSS TEE AT LIGHTS**



**1 STANDARD REFLECTED CEILING PLAN**



**2 BAYONET CEILING PLAN**

**REFLECTED CEILING PLAN**

(12 LIGHTS)  
SCALE: 1/4" = 1'-0"

IDENTIFICATION STAMP  
DIV. OF THE STATE ARCHITECT  
OFFICE OF REGULATION SERVICES  
04-105299  
AC: FLS: SS: [Signature]  
DATE: MAY 23 2003

DATE SIGNED  
APR 10 2003

PC  
CBC 2001

**REVISIONS**


AGENCY TRACKING NO. 62231-267  
FILE NO. 15-6  
IDENTIFICATION STAMP  
DIV. OF THE STATE ARCHITECT  
03118235  
AC: FLS: SS: [Signature]  
DATE: JUL 11 2017

PC Professional of Record Seal  
REGISTERED PROFESSIONAL ARCHITECT  
No. 3402  
EXPIRES 6-25-06  
STRUCTURAL  
CITY OF SAN FRANCISCO  
LICENSE EXPIRES 6-30-2004

Architect Seal  
LICENSED ARCHITECT  
C. [Signature]  
No. 9256  
EXPIRES 9-30-07  
STATE OF CALIFORNIA

IDENTIFICATION STAMP  
DIV. OF THE STATE ARCHITECT  
OFFICE OF REGULATION SERVICES  
PC-04  
104801  
AC: FLS: SS: [Signature]  
DATE: 5/23/03

**MODTECH<sup>TM</sup> INC.**  
2830 BARRETT AVENUE PH (909) 943-4014  
PERRIS, CALIF. 92571 FAX (909) 940-0427

PROJECT NUMBER: © MODTECH, INC. 2002  
DRAWN BY: STKP-70  
DATE: 05-22-03  
CLASS LEASING INC STOCKPILE # 70  
100-24 x 40 CLASSROOM BUILDINGS  
4012-125 05-22-2003 80 MPH  
CHECKED BY: [Signature]  
DATE: [Signature]  
MODTECH Index No. **A2.03**

**REFLECTED CEILING PLAN (12 LIGHTS) A2.03**

FILE PATH: 2440-A2.03.DWG

PROJECT NO. PC-04-104801