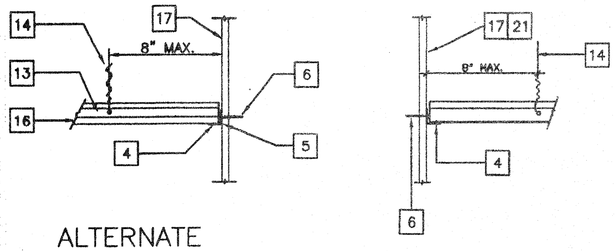

ALTERNATE

TYPICAL FIXED SIDE

7

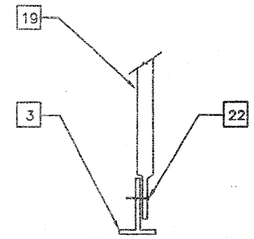

NOTE: CONDUIT MAY BE CRIMPED ON EITHER SIDE OF T-BAR, DEPENDING UPON CONDITION & LOCATION

ALT. CONN. AT BOTTOM

4

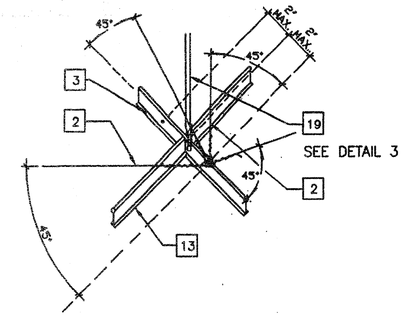

SIESMIC SPLAY - 4 WAY

1

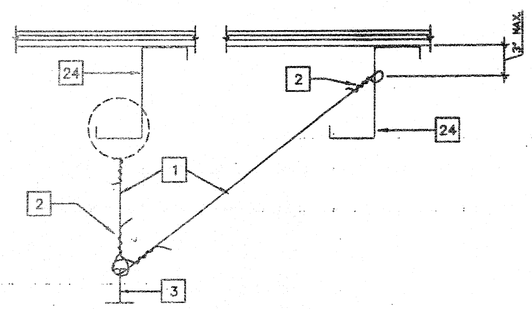

5

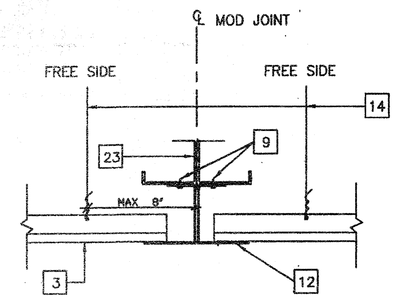

NOTE: LAY-IN CEILING TILE NOT SHOWN FOR CLARITY.

GRID AT MOD LINE

SCALE 3"=1'

2

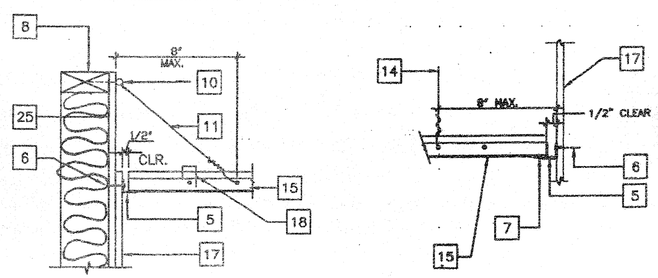

ALTERNATE

TYPICAL FREE SIDE

6

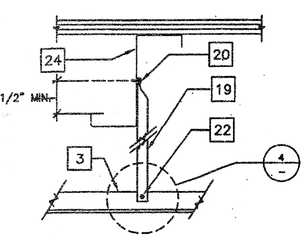

NOTE: CONDUIT MAY BE CRIMPED ON EITHER SIDE OF T-BAR DEPENDING UPON CONDITION & LOCATION

3

KEY NOTES

1. 12GA. HANGER OR DIAGONAL SPLAY WIRE IN PUNCHED OR DRILLED HOLE
2. 12GA. WIRE WITH 4 WRAPS IN 1 1/2" (TYP.) WIRE TO RUN PERPENDICULAR TO MAIN TEE
3. MAIN RUNNER
4. 1/8"ø POP RIVET TO EACH T-BAR
5. WALL ANGLE
6. 6d 16" ⊙ FRAMING TO WALL STUD #8 S.T.S.M.S. WHEN METAL STUDS ARE USED
7. ANGLE WITH 1/8"ø POP RIVET TO EACH T-BAR NO CONNECTION TO WALL ANGLE
8. TOP PLATE
9. #10 S.T.S.M.S. ⊙ 4' O.C.
10. 3" X 1/4" EYED SCREW. 1/8"ø X 2" JIF-E SCREW WHEN METAL STUDS ARE USED
11. HANGER TO WALL WHERE NO RAFTER ABOVE MAX SLOPE 1" IN 6"
12. 28 GA. JETCOAT
13. CROSS TEE
14. 12GA. HANGER WIRE AT THE END ON EACH RUNNER MIN. 4 WRAPS IN MAX 1 1/2" - SEE DETAIL #5 FOR WIRE TO PURLIN ATTACHMENT
15. MAIN RUNNERS OR CROSS TEES
16. ACOUSTICAL BOARD
17. FINISH WALL
18. HORIZONTAL STRUTS SHALL RUN CONTINUOUS AT ALL PERIMETERS, NOT POP RIVETED TO THE WALL ANGLE ARMSTRONG #7425 OR #7445 WITH SPRING STEEL SNAP TO RUNNER PER IR M-3
19. 3/4" EMT CONDUIT - MAX 5'-2" (COMPRESSION STRUT)
20. CRIMP CONDUIT AND ATTACH TO RAFTER WITH (1) #8 TEK SCREW
21. PROVIDE SPACE AT ALL MEMBERS AT OPPOSITE WALL
22. CRIMP CONDUIT AND ATTACH TO T-BAR GRID WITH (1) #8 TEK SCREW
23. ROOF BEAM SEE STR
24. ROOF PURLIN SEE STR
25. ~~FIBERGLASS BLANKET INSULATION PER FIRE BLOCK~~

IDENTIFICATION STAMP
DIV. OF THE STATE ARCHITECT
OFFICE OF REGULATION SERVICES
04 105455
AC ___ FLS ✓ SS NB
DATE JUL 17 2003

AGENCY TRACKING NO. 63321-154
FILE NO. 15-6

IDENTIFICATION STAMP
DIV. OF THE STATE ARCHITECT
OFFICE OF REGULATION SERVICES
03-117035
AC ___ FLS ___ SS BY
DATE 6/28/2016

NOTE:

1. FIRE BLOCKING TO BE PROVIDED AT CEILING LEVEL OF ALL WALLS. FIRE BLOCKING MAY BE WOOD, GYPSUM BOARD, CEMENT FIBER BOARD OR BATTS OR BLANKETS OF MINERAL OR GLASS FIBER INSULATION PER CBC SECTION 708.2.2.

REVISIONS

1		
2		
3		
4		
5		

Electrical Engineer's Seal

Mechanical Engineer's Seal

PC Professional of Record Seal

Architects Seal

PC
CBC 2001
IDENTIFICATION STAMP
DIV. OF THE STATE ARCHITECT
OFFICE OF REGULATION SERVICES
PC-04
104796
AC ___ FLS ✓ SS
DATE 5/4/03

MODTECH™ INC.
2830 BARRETT AVENUE FAX (909) 943-4014
PERRIS, CALIF. 92572 FAX (909) 940-0427

PROJECT NUMBER: 4736
WILLIAM SCOTTSMAN

© MODTECH, INC. 2002
ALL RIGHTS RESERVED

DRAWN BY: GL
DATE: 07/07/03
CHECKED BY:
DATE:

MODTECH Index No.

REFLECTED CEILING DETAILS

A2.09