

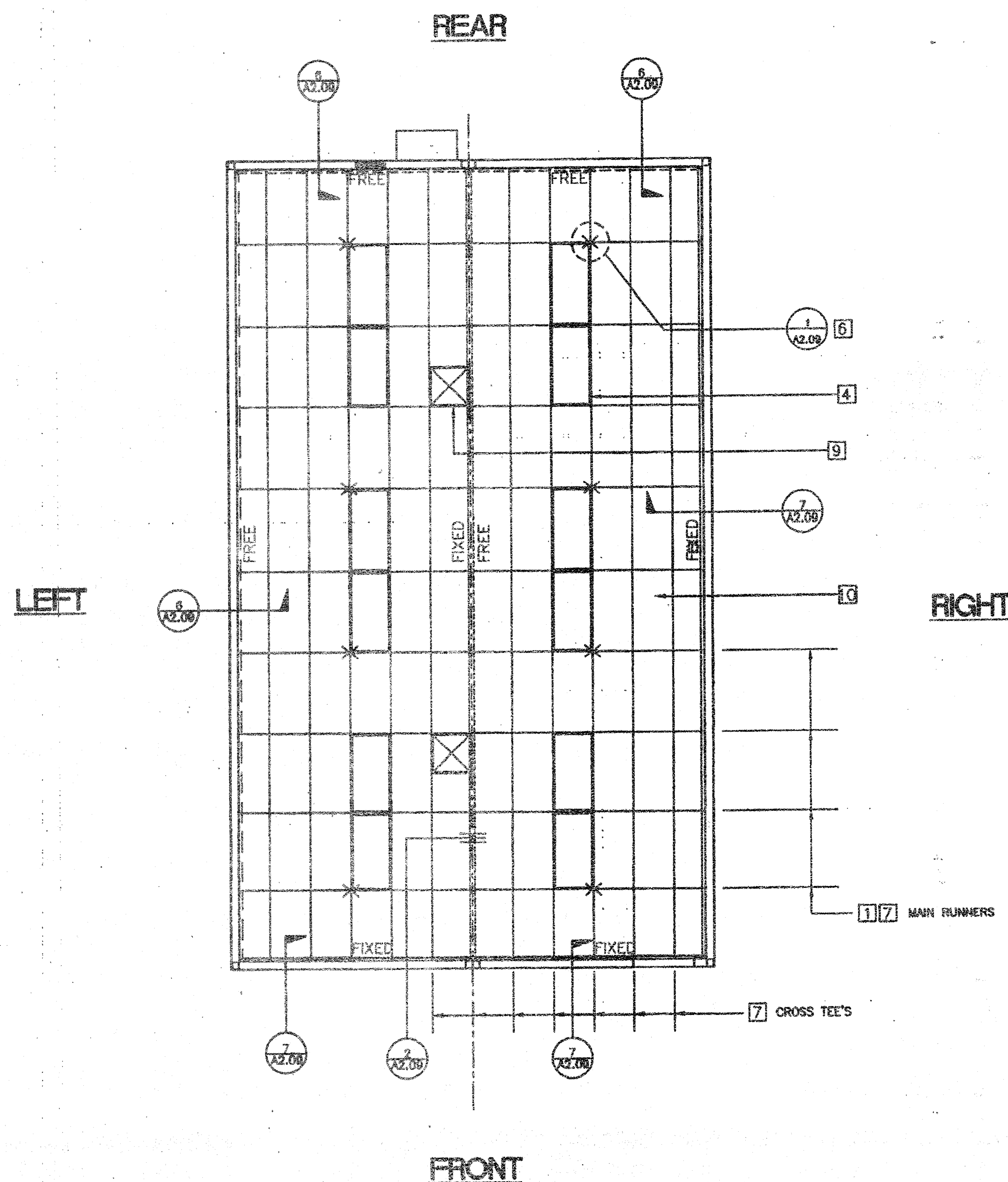
KEY NOTES

- 1 MAIN RUNNERS @ 4'-0" W/12GA. HANGER WIRES @ END OF EACH RUNNER.
- 2 AT THE END OF ROWS OF RUNNERS A 12GA. HANGER WIRE SHALL BE ATTACHED WITHIN 8" OF WALL OR SOFFIT.
- 3 VERTICAL WIRES MORE THAN 1-IN-6 OUT OF PLUMB SHALL HAVE COUNTERBRACING WIRES.
- 4 PROVIDE 2-12GA. SLACK WIRES TO HOUSING OF ALL LIGHT FIXTURES AT DIAGONAL CORNERS. WIRES SHALL BE ATTACHED TO STRUCTURE OF LIGHT FIXTURES: 2 X 4 RECESSED, ATTACH FIXTURE TO GRID W/1-#8 SHEET METAL SCREW AT EACH CORNER.
- 5 RUNNERS MAY BE ATTACHED TO WALLS OR MOLD AT 2-ADJACENT WALLS, OTHER WALLS NO ATTACHMENT. CLEARANCE OF 1/2" BETWEEN END OF RUNNERS AND FACE OF WALL.
- 6 CEILING AREAS SHALL HAVE 2/4-WAY SPLAYS PER DETAIL 1 ON SHEET A2.09 IN LOCATIONS INDICATED ON DRAWINGS. WIRES TAUT BUT NOT TO DISTORT GRID.

T-BAR PART NUMBERS

	ARMSTRONG FA-041		
RUNNER MAIN	7301D		
4' CROSS TEE	7343		
2' CROSS TEE	7328		
WALL ANGLE	7800D		

- 8 DUCTWORK SHALL BE RIGIDLY ATTACHED TO BUILDING AND SHALL NOT BE CLOSER THAN 6" TO HANGER WIRES.
- 9 REGISTERS SHALL BE POSITIVELY ATTACHED W/4-10GA. SHEET METAL SCREWS. (TYP. 1- @ EA. CORNER)
- 10 CEILING PANELS: 2910



AGENCY TRACKING NO. 63321-154
FILE NO. 15-6

IDENTIFICATION STAMP
DIV. OF THE STATE ARCHITECT
OFFICE OF REGULATION SERVICES
03-117035
AC _____ PLS _____ SS _____ BY _____
DATE 01/28/2010

IDENTIFICATION STAMP
DIV. OF THE STATE ARCHITECT
OFFICE OF REGULATION SERVICES
04 105455 Nb
AC _____ PLS _____ SS _____ BY _____
DATE JUL 17 2003

~~IDENTIFICATION STAMP
DIV. OF THE STATE ARCHITECT
OFFICE OF REGULATION SERVICES
04 105455 Nb
AC _____ PLS _____ SS _____ BY _____
DATE JUL 17 2003~~

REFLECTED CEILING PLAN (24'X40')
OPP-HAND

SCALE: 1/4" = 1'-0"



LEGEND

- T & T BAR CEILING
- 2'X 4' ELEC. FIXTURE RECESSED
- SUPPLY AIR DIFFUSER
- RETURN AIR DIFFUSER
- SPLAY WIRE 4 WAY
- INDICATES FIXED SIDE (SEE DETAIL 7/A2.09)
- INDICATES FREE SIDE (SEE DETAIL 6/A2.09)

REVISIONS

NO.	DESCRIPTION	DATE
1	ADDED & MODIFIED REFLECTED CLG.	7/9/03

Electrical Engineer's Seal
Mechanical Engineer's Seal
PC Professional of Record Seal
Architect's Seal



MODTECH
2830 BARRETT AVENUE FAX (909) 943-4014
PERRIS, CALIF. 92572 FAX (909) 940-0427

PROJECT NUMBER: 4736
WILLIAM SCOTTSMAN

© MODTECH, INC. 2002
ALL RIGHTS RESERVED

DRAWN BY: GL
DATE: 07/07/03
CHECKED BY:
DATE:

REFLECTED CEILING PLAN 12 LIGHTS

MOORE Index No. **A2.04**