GENERAL PLUMBING SPECIFICATIONS

A. PLUMBING EQUIPMENT, FIXTURE AND ACCESSORIES:
FURNISH AND INSTALL ALL PIPING, VALVES, VENTS, STOPS, AND TRAPS REQUIRED TO CONNECT ALL FIXTURES AND EQUIPMENT. PROVIDE ALL ELECTRICAL CONNECTIONS AS REQUIRED.

B. MATERIALS AND WORKMANSHIP:
ALL WORKMEN SHALL BE SKILLED AND QUALIFIED FOR THE WORK WHICH THEY PERFORM. ALL MATERIALS USED, UNLESS OTHERWISE SPECIFIED, SHALL BE NEW AND OF THE TYPES AND GRADE SPECIFIED.

WORKMANSHIP SHALL BE EQUAL OF BETTER IN QUALITY TO THAT REQUIRED BY THE CONSTRUCTION TRADES FOR A FINISHED PRODUCT.

IN EACH OF THE SECTIONS FOLLOWING, ONE OF THE ITEMS MUST BE CHECKED AS BEING APPLICABLE TO THIS BUILDING. ALL ITEMS NOTED AS STRUCTURAL MUST MEET THE MINIMUM STRUCTURAL REQUIREMENTS SET FORTH IN THE STRUCTURAL PAGES AND NOTES.

VARIABLE PLUMBING SPECIFICATIONS

1. WATER CLOSETS
[] HANDICAP 18"H TANK/BOWL, 3 GPF, KOHLER K-3527-ET OR EQUAL (HANDICAP FOR ADULT, HIGH SCHOOL AND MIDDLE SCHOOL)
[] STANDARD 14"H TANK/BOWL, 3 GPF, KOHLER K-3520-ET OR EQUAL (HANDICAP FOR ELEMENTARY SCHOOL AND GENERAL USE)
[] WALL HUNG FV/BOWL, 3 GPF, KOHLER K-4430-ET WITH ZURN Z-6000 FLUSH VALVE OR EQUALS
[] OTHER _____

2. URINALS
[] WALL HUNG, 1.0 GPF, KOHLER K-5016 WITH ZURN Z-6003 FLUSH VALVE OR EQUALS
[] OTHER _____

3. LAVATORIES
[] WALL HUNG, 14x12, GERBER 12-354 WITH DELTA FAUCET 523 .5gpm OR EQUALS, HC ACCESSIBLE
[] WALL HUNG, 19x17, GERBER 12-314 WITH DELTA FAUCET 523 .5gpm OR EQUALS, HC ACCESSIBLE
[] WALL HUNG, 20x18, KOHLER K-2032 WITH DELTA FAUCET 523 .5gpm OR EQUALS, HC ACCESSIBLE
[] OTHER _____

4. SINKS
[] CLASSROOM 25x17, 18GA. STAINLESS STEEL, JUST CRA-1725-A-GR, WITH KOHLER K-7895 LEVER HANDLE COLD ONLY GOOSENECK FAUCET, AND HAWS 5056 LEVER HANDLE DRINKING BUBBLER OR EQUALS
[] CLASSROOM 31x19, 18GA. STAINLESS STEEL, JUST CRA-1931-A-GR, WITH KOHLER K-7894 LEVER HANDLE HOT & COLD GOOSENECK FAUCET & HAWS 5056 LEVER HANDLE DRINKING BUBBLER OR EQUALS
[] KITCHEN DOUBLE BOWL 33x21, MINIMUM 20GA. STAINLESS STEEL, JUST DL-2133-B-GR WITH KOHLER K-15171-CP SINGLE HANDLE SWING SPOUT HOT AND COLD FAUCET OR EQUALS
[] OTHER _____

5. GARBAGE DISPOSERS
[] BATCH-FEED, 3/4HP, IN-SINK-ERATOR #17 OR EQUAL
[] CONTINUOUS FEED, 1/2HP, IN-SINK-ERATOR BADGER-V OR EQUAL

6. DRINKING FOUNTAIN
[] WALL HUNG, STAINLESS STEEL, HANDICAP ACCESSIBLE, PUSH BOTTON OPERATION, HAWS 1118 OR EQUAL
[] OTHER _____

7. WATER HEATERS
[] 2.5 GALLON, 120V RHEEM 81VP2S OR EQUAL
[] 6 GALLON, 120V RHEEM 81VP6S OR EQUAL
[] 10 GALLON, 120V UNDER COUNTER, RHEEM 81VP10S OR EQUAL
[] 20 GALLON, 120V UNDER COUNTER, RHEEM 81VP20S OR EQUAL
[] OTHER _____

8. GRAB BARS
[] ONE EACH 36" AND 42" LONG PER HANDICAP WC, 1-1/2" DIAMETER, STAINLESS STEEL, CONCEALED VANDAL RESISTANT MOUNTING, BOBRICK B-6206 OR EQUAL
[] OTHER _____

9. TOILET PAPER DISPENSERS
[] ROLL TYPE, STAINLESS STEEL, CONCEALED VANDAL RESISTANT MOUNTING AND SPINDLE, BOBRICK B-685.60 OR EQUAL
[] FOLDED TISSUE TYPE, STAINLESS STEEL, CONCEALED VANDAL RESISTANT MOUNTING AND LOCK, BOBRICK B-272 OR EQUAL
[] OTHER _____

10. PAPER TOWEL DISPENSERS
[] FOLDED TISSUE TYPE, STAINLESS STEEL, CONCEALED VANDAL RESISTANT MOUNTING AND LOCK, BOBRICK B-262 OR EQUAL
[] OTHER _____

11. SOAP DISPENSERS
[] LIQUID TYPE, STAINLESS STEEL, CONCEALED VANDAL RESISTANT MOUNTING AND LOCK, BOBRICK B-2111 OR EQUAL
[] OTHER _____

12. MIRRORS
[] 18x30, 1/4" PLATE GLASS, STAINLESS STEEL CHANNEL FRAME, CONCEALED VANDAL RESISTANT MOUNTING, BOBRICK B-165 OR EQUAL
[] OTHER _____

13. RESTROOM PARTITIONS
FLOOR MOUNTED AND OVERHEAD BRACED, LAYOUT PER FLOOR PLAN
[] STEEL WITH BAKED ENAMEL FINISH, KNICKERBOCKER OR EQUAL
[] OTHER _____

14. EXHAUST/VENTILATOR FAN
SWITCH CONTROLLED AT MAX. 48" A.F.F., HANDICAP ACCESSIBLE WITH WEATHERPROOF SCREENED WALL CAP
[] CEILING/WALL FAN - 50cfm, 2.0sones, BROAN 688 OR EQUAL
[] WALL VENTILATOR - 180cfm, 5.0sones, BROAN 509 OR EQUAL
[] OTHER _____

15. OPTIONAL EXTRA ITEMS AND HARDWARE
[] SPECIFY: _____

PLUMBING NOTES

1. ALL VENTS TO ROOF AND VENT RISER CONNECTIONS TO BE OFFSET ABOVE CEILING FROM WALLS IN ORDER TO PREVENT PENETRATION THROUGH TOP PLATES.
2. ALL WASTE DROPS IN WALLS TO BE OFFSET PRIOR TO WALL BOTTOM PLATES.
3. FOR ALLOWABLE CUTTING/NOTCHING/BORED HOLES IN 2x WALL STUDS AND JOISTS, SEE TYPICAL DETAILS ON STRUCTURAL SHEETS.
4. TOILET CURB ON FLOORS: FOR TOILET ROOMS WITH MORE THAN TWO (2) FIXTURES IN RELOCATABLE BUILDINGS, PROVIDE A CONTINUOUS VINYL FLOORING, ARMSTRONG "RHINO 90402" OR EQUAL WITH FULLY SEALED JOINTS. VINYL FLOORING TO EXTEND A MIN. OF SIX (6) INCHES UP THE STUD WALL FROM THE FINISH FLOOR LEVEL. (REF: SEC. 2317 CBC; AND IR 25-5 D.S.A.)
5. ALL INTERIOR COLD AND HOT WATER IS OVERHEAD PIPING EXCEPT AT INSIDE WALLS UNLESS OTHERWISE NOTED.
6. ALL DRAIN AND SEWER FITTINGS BELOW FLOOR LINE SITE INSTALLED.
7. SEWER/WATER STUB OUTS: SHALL BE LOCATED WITHIN THE ALLOWABLE AREA AS SHOWN ON PLANS AND CONNECTIONS SHOULD BE EASILY ACCESSIBLE FOR FUTURE RELOCATION. STUB OUT HEIGHT SHOULD BE COORDINATED WITH BUILDING MANUFACTURER AND SITE CONTRACTOR/OWNER

DIMENSION

	A
TOILET CENTERLINE FROM WALL	18"
TOILET SEAT HEIGHT	17"-19"
GRAB BAR HEIGHT (SIDE)	33"-36"*
TOILET PAPER IN FRONT OF TOILET	12" MAX.
NAPKIN DISPOSAL IN FRONT OF TOILET	12" MAX.
DISPENSER OR MIRROR HEIGHT	40" MAX.
LAVATORY/SINK TOP HEIGHT	34" MAX.
LAVATORY/SINK KNEE CLEARANCE	29" MIN.
URINAL LIP HEIGHT	17" MAX.
URINAL FLUSH HANDLE HEIGHT	44" MAX.
DRINKING FOUNTAIN BUBBLER HEIGHT	36" MAX.
DRINKING FOUNTAIN KNEE CLEARANCE	27" MIN.
RAMP/STAIR HANDRAIL HEIGHT	34"-38"

A = ADULT DIMENSIONS (AGE 12 AND OVER)
* = 33" IF TANK DOES NOT INTERFERE, 36" IF TANK TOILET DOES NOT ALLOW LOWER GRAB BAR HEIGHT.

PLUMBING LEGEND

COLD WATER
HOT WATER
WASTE
VENT
CLEAN OUT
VENT THRU ROOF
SHUT OFF VALVE
PIPE UP
PIPE DOWN

THE DRAWINGS BELOW ONLY ILLUSTRATE THE SPECIFIC REQUIREMENTS FOR INSTALLING THE FIXTURES AND THE ACCESSORIES SHOWN.
SEE PROJECT SPECIFICATIONS FOR THE ACCESSORIES AND FIXTURES THAT APPLY TO THIS PROJECT.

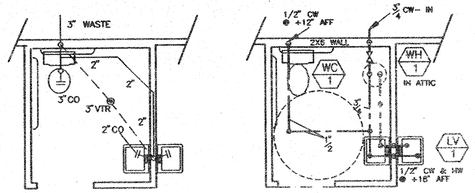

WASTE & VENT PLUMBING

FIXTURE UNITS - 8

SUPPLY PLUMBING

DEVELOPED LENGTH - 40'
ASSUMED WATER PRESSURE 46 - 60 PSI
FIXTURE UNITS - 9

ACCESSIBLE SINK COUNTERS

	COUNTER HEIGHT	KNEE SPACE	SINK DEPTH MAX.	DRINKING FOUNTAIN/ BUBBLER HEIGHT	BUBBLER
ADULT	34"	27"	7"	36"	2"
ELEMENTARY	30"	24"	6"	NONE	NONE
ELEMENTARY	29"	24"	5"	31"	2"
KINDER	24"	–	ANY	26"	2"

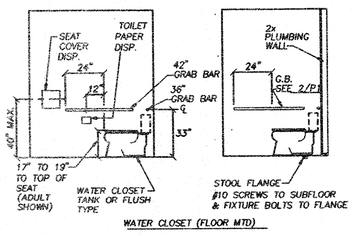

WATER CLOSET (FLOOR MTD)

1A ACCESS/ATTACH DETAIL

[ ] SEE VARIABLE ITEM NO. 1
[ ] NOT USED THIS PROJECT

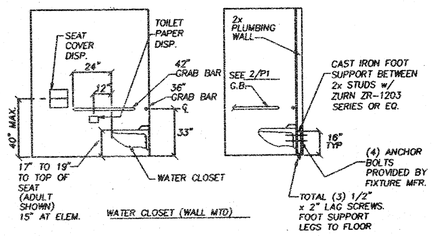

WATER CLOSET (WALL MTD)

1B ACCESS/ATTACH DETAIL

[ ] SEE VARIABLE ITEM NO. 1
[ ] NOT USED THIS PROJECT

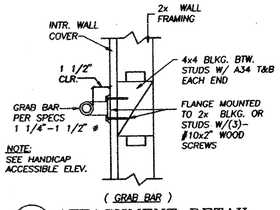

2 ATTACHMENT DETAIL

[ ] USED THIS PROJECT W/ 1A & 1B

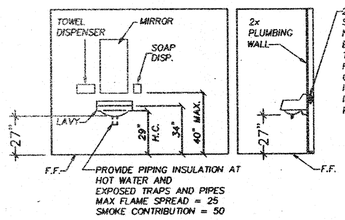

LAVATORY - WALL HUNG

3 ACCESS/ATTACH DETAIL

[ ] SEE VARIABLE ITEM NO. 3
[ ] NOT USED THIS PROJECT

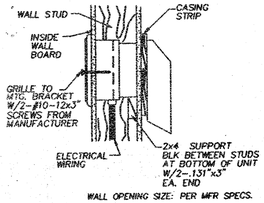

WALL OPENING SIZE: PER MFR SPECS.

4 WALL EXHAUST FAN ATTACHMENT

[ ] SEE VARIABLE ITEM NO. 15
[ ] NOT USED THIS PROJECT

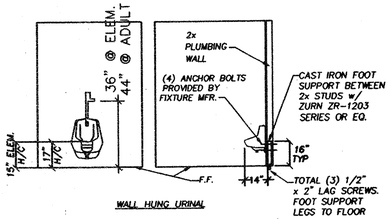

WALL HUNG URINAL

5 ACCESS/ATTACH DETAIL

[ ] SEE VARIABLE ITEM NO. 2
[ ] NOT USED THIS PROJECT

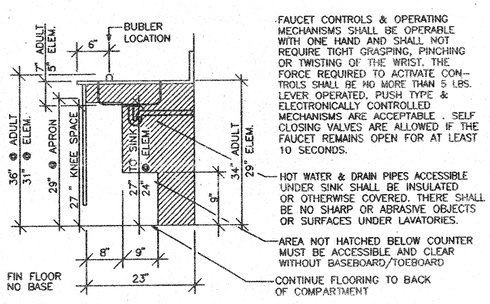

FAUCET CONTROLS & OPERATING MECHANISMS SHALL BE OPERABLE WITH ONE HAND AND SHALL NOT REQUIRE TIGHT GRASPING, PINCHING OR TWISTING OF THE WRIST. THE FORCE REQUIRED TO ACTIVATE CONTROLS SHALL BE NO MORE THAN 5 LBS. LEVER OPERATED, PUSH TYPE & ELECTRONICALLY CONTROLLED MECHANISMS ARE ACCEPTABLE. SELF CLOSING VALVES ARE ALLOWED IF THE FAUCET REMAINS OPEN FOR AT LEAST 10 SECONDS.

HOT WATER & DRAIN PIPES ACCESSIBLE UNDER SINK SHALL BE INSULATED OR OTHERWISE COVERED. THERE SHALL BE NO SHARP OR ABRASIVE OBJECTS OR SURFACES UNDER LAVATORIES.

AREA NOT HATCHED BELOW COUNTER MUST BE ACCESSIBLE AND CLEAR WITHOUT BASEBOARD/TOEBOARD

CONTINUE FLOORING TO BACK OF COMPARTMENT

ACCESSIBLE SINK CAB. SECT.

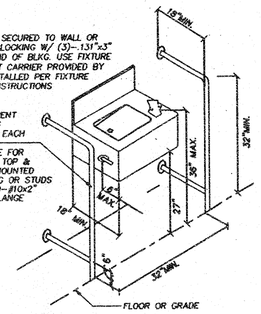

TYPICAL-WATER FOUNTAIN

6 ACCESS WATER FOUNTAIN

[ ] SEE VARIABLE ITEM NO. 6
[ ] NOT USED THIS PROJECT

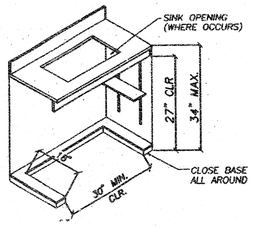

NOTES:
* DOORS NOT SHOWN FOR CLARITY DOORS ARE TO BE PROVIDED
* MODIFY BASE AS SHOWN FOR WHEELCHAIR ACCESS
* PROVIDE ADJUSTABLE METAL STANDARDS AND REMOVABLE SHELF (INTERMEDIATE AND BOTTOM)
* 30" CLR. W/ CABINETS IN A 90° POSITION

7 ACCESSIBLE CABINET

[ ] SEE VARIABLE ITEM NO. 4
[ ] NOT USED THIS PROJECT

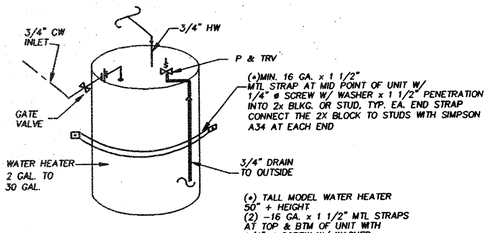

LOW BOY / MIDGET TYPE SHOWN

8 WATER HEATER

[ ] SEE VARIABLE ITEM NO. 7
[ ] NOT USED THIS PROJECT

FIXTURE SCHEDULE

SYMBOL	DESCRIPTION	WASTE	VENT	C.W.	H.W.
WC 1	VITRIOUS CHINA FLOOR MOUNTED SIPHON JET TANK TYPE WATER CLOSET WITH ELONG. OPEN FRONT SEAT. FIXTURE SHALL BE LOW VOLUME FLUSH TYPE. INSTALL FIXTURE IN COMPLIANCE WITH STATE REQUIREMENTS FOR THE PHYSICALLY HANDICAPPED.	3"	2"	1/2"	–
LV 1	20"x 17" VITRIOUS CHINA WALL MOUNTED LAVATORY. 1/2" ANGLE STOPS WITH SUPPLY AND WALL ESCUTCHEON CHROME PLATE P-TRAP. INSTALL IN ACCORDANCE WITH STATE REQUIREMENTS FOR THE PHYSICALLY HANDICAPED	2"	1-1/2"	1/2"	1/2"
WH 1	6 GALLON ELECTRIC WATER HEATER WITH P & T THRU FLOOR TO OUTSIDE OF STRUCTURE. WATER HEATER SHALL BE ENERGY COMMISION APPROVED.	–	–	3/4"	3/4"

NOTE:
SUPPORT AT 4'-0" O.C. AND AT ALL TURNS WITH 3/4" METAL PLUMBING STRAPS

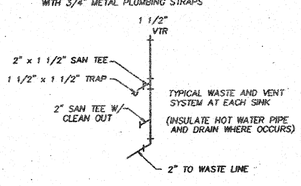

PLUMBING FOR OPTIONAL SINK
N.T.S.

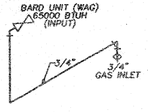

GAS SIZE PER C.P.C. TABLE 12-3, TOTAL 6500 / 1100 = 59 CFH
MAX. DISTANCE OF TRAVEL = 24 FT.

NOTES:
1. GAS LINE SHALL BE GALV. STEEL (BLACK PIPE) SUPPORTED AT 4'-0" O.C. AND AT ALL TURNS WITH EMT BRACKET AND 2-#8 SCREWS WITH MIN. 1 1/2" PENETRATION TO BLKG. OR STUD
2. GAS SHUT-OFF SHALL BE WITHIN 3 FT. OF BARD UNITS PER C.P.C., PART 5. SECTION 1213.

GAS HEAT PUMP SYSTEM
N.T.S.

RESTROOM SIGNAGE
1109A2-1
1114A

IN ADDITION TO THE 12" ◯ △ SYMBOLS AT +60" ON RESTROOM DOOR PROVIDE:

SIGN MOUNTED AT +60" ON WALL AT LATCH SIDE OF DOOR.

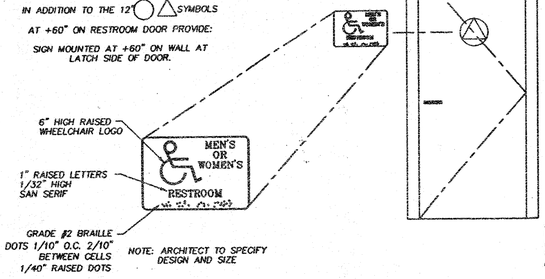

NOTE:
CLASSROOM SIGNAGE IS FURNISHED AND INSTALLED BY OTHERS ONSITE.

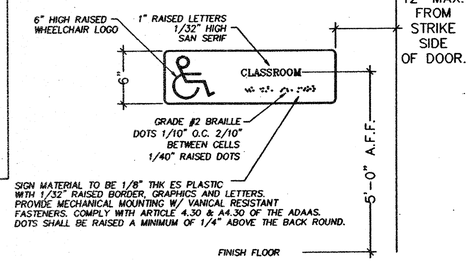

SIGN MATERIAL TO BE 1/8" THK ES PLASTIC WITH 1/32" RAISED BORDER, GRAPHICS AND LETTERS. PROVIDE MECHANICAL MOUNTING W/ VANICAL RESISTANT FASTENERS. COMPLY WITH ARTICLE 4.30 & A4.30 OF THE ADAAS. DOTS SHALL BE RAISED A MINIMUM OF 1/4" ABOVE THE BACK ROUND.

9 SIGNAGE

THIS DRAWING AND THE MATERIAL CONTAINED THEREIN ARE THE PROPERTY OF M.S.I. INC. AND SHALL NOT BE REPRODUCED, COPIED OR OTHERWISE DISCLOSED IN WHOLE OR IN PART TO ASSIST IN THE MAKING OF OR FOR THE PURPOSE OF FURNISHING ANY INFORMATION FOR THE MAKING OF ANY PRODUCT OR PARTS THEREOF WITHOUT THE FULL KNOWLEDGE AND WRITTEN CONSENT OF M.S.I. INC. ALL PATENTABLE MATERIAL CONTAINED HEREIN IS THE PROPERTY OF M.S.I. INC. M.S.I. INC. SHALL BE THE PROPERTY OF M.S.I. INC. MATERIAL CONTAINED HEREIN IS COPYRIGHTED BY M.S.I. INC. M.S.I. INC. SHALL BE THE PROPERTY OF M.S.I. INC.

MSI
MODULAR STRUCTURES INTERNATIONAL, INC.
920 CITRUS AVE. RIVERSIDE, CALIFORNIA 92507
PHONE: (909) 788-3035 FAX: (909) 788-1523

PC-100073

ARCHITECT APPROVAL

STRUCTURAL ENGINEERS STAMP
REGISTERED PROFESSIONAL ENGINEER
JAMES T. SIMPSON
No. 3602
STRUCTURAL
STATE OF CALIFORNIA
LICENSE EXPIRES 6-30-98

STATE AGENCY APPROVAL

AGENCY TRACKING NO. 63321-154
FILE NO. 15-6
IDENTIFICATION STAMP DIV. OF THE STATE ARCHITECT OFFICE OF REGULATION SERVICES
23-117023
AC F.L.S. SS
DATE 6/22/2016

STATE AGENCY APPROVAL

IDENTIFICATION STAMP DIV. OF THE STATE ARCHITECT OFFICE OF REGULATION SERVICES
4 100118
AC F.L.S. SS
DATE JAN 15 1998

STATE AGENCY APPROVAL

IDENTIFICATION STAMP DIV. OF THE STATE ARCHITECT OFFICE OF REGULATION SERVICES
4 100073
AC F.L.S. SS
DATE JAN 15 1998

PROJECT
24'X40', 36'X40', & 48'X40' MODULAR CLASSROOM BUILDING

TITLE
PLUMBING GENERAL NOTES & DETAILS

JOB #

DATE 1-9-98
DRAWN BY R.D.L.
SCALE NONE
APPROVED
REVISIONS:

SHEET NO.
G-4