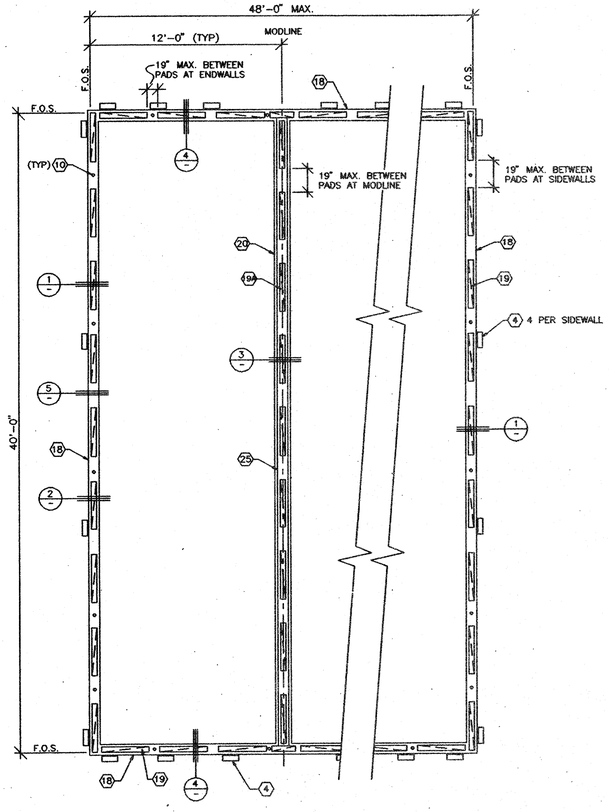

MULTI-WIDE FOUNDATION PLAN (N.T.S.)

50 P.S.F. FLOOR LIVE LOAD
20 PSF ROOF LOAD

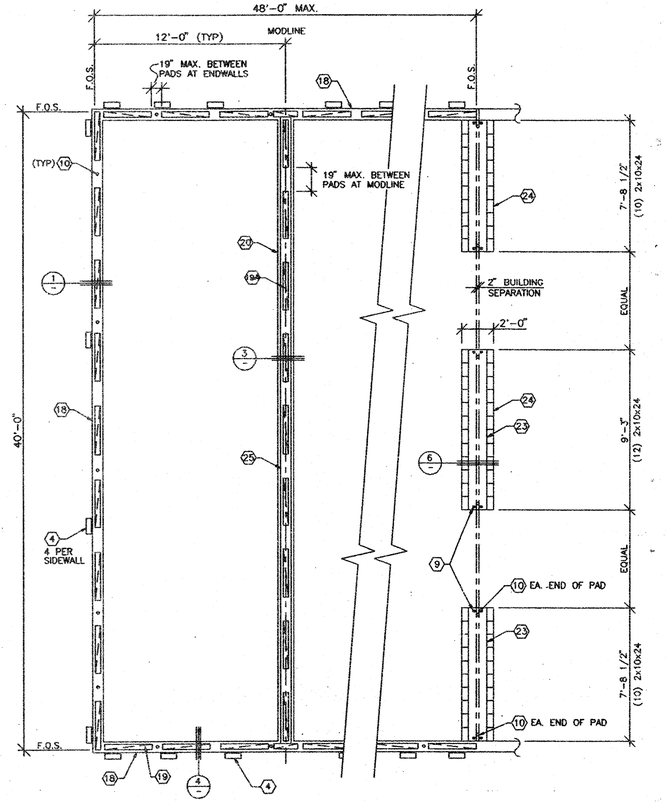

FOUNDATION PLAN @ ADJACENT BUILDING (N.T.S.)

50 P.S.F. FLOOR LIVE LOAD
20 PSF ROOF LOAD

KEYNOTES

1 MAXIMUM SOIL BEARING PRESSURE - 1000 PSF.

2 ALL FOUNDATION LUMBER SHALL BE H.F. #2
ALL LUMBER IN CONTACT WITH GRADE SHALL BE STAMPED "FOR GROUND CONTACT"

ALL FOUNDATION NAILS SHALL BE CORROSION RESISTANT PER U.B.C. STANDARD 25. 1717.

3 2X4 CONTINUOUS. INTERNAIL TO EACH PAD WITH 16d BOX NAILS @ 5" O.C. STAGGERED.

4 TIE PLATE - 12"X6"X 10Ga. PLATE W/ (8) 5/16" HOLES AS SHOWN FOR (4) 1/4"X 3/4" LONG SELF TAP SCREWS INTO CHANNEL & (4) 1/4"X 3" LAG BOLTS. (SEE SCHEDULE 2)

5 5/8" PLYWOOD PERIMETER SKIRTING. NAIL TO FOUNDATION PADS WITH 8d BOX NAILS @ 12" O.C. TOP AND BOTTOM.

6 NOT USED.

7 TAPERED SHIMS - NAIL TO FOUNDATION PADS WITH 16d BOX NAILS @ 12" O.C. NAIL 2X12 FOUNDATION PLATE TO TAPERED SHIMS WITH 16d BOX NAILS @ 12" O.C. STAGGERED ALONG EACH TAPERED SHIM. (PER SLOPE OF GROUND AT SITE)

8 PLYWOOD OR WOOD SHIM - MIN. 8" LONG, MAX. 16" BETWEEN SHIMS. NAIL TO PLATES WITH MIN. (3) 16d BOX NAILS PER SHIM MAX. 1-1/2" SHIM HEIGHT AT ANY LOCATION.

9 11/16" HOLE IN PURLIN FOR 5/8" X 4" LAG BOLT (SEE SCHEDULE 1 FOR AMOUNT)

10 DRIVE 1" DIA. X 15" G.I. PIPE @ 10'-0" O.C. MAX. DRILL SILL PLATE 1-1/4" MAX. PIPE MAY BE DRIVEN AT MAX. 45 ANGLE TO VERTICAL.

11 7"x9.8# STEEL FLOOR CHANNEL.

13 5/8" MACHINE BOLT @ MODULE CONNECTION.

14 PLYWOOD FLOOR DECK. ATTACH PLYWOOD FLOORING TO STEEL CHANNEL WITH #10 X 1 1/2 S.T.S

18 CONTINUOUS 2X8 P.T.H.F. SILL PLATE. PLATE SPLICES SHALL OCCUR AT CENTER OF 2X4 BLOCK LOCATION

19 2X4X3'-0" LONG BLOCKS. NAIL BLOCKS TOGETHER WITH 16d BOX NAILS @ 4" O.C. AND (2) 16d NAILS AT EACH END.

19A 2x6x3'-0" LONG BLOCKS. NAIL BLOCKS TOGETHER WITH 16d BOX NAILS @ 4" O.C. AND (2) 16d NAILS AT EA. END.

20 CONTINUOUS 2X12 P.T.H.F. SILL PLATE. PLATE SPLICES SHALL OCCUR AT CENTER OF 2X8 BLOCK LOCATIONS.

21 FLOOR JOIST OR BLOCK BETWEEN FLOOR JOIST.

23 CONTINUOUS 2X12X(SEE PLAN). NAIL (2) 16d AT EACH END AND 12" O.C.

24 2X10X24" LONG SILL PADS. P.T.H.F. (SEE PLAN FOR QUANTITY 10 AT ENDS & 12 AT INTERIOR)

25 CONTINUOUS 2X8 H.F. PLATE. PLATE SPLICES SHALL OCCUR AT CENTER OF 2X6 BLOCK LOCATIONS.

* NOTE:
UBC 2317.7 WHERE MOISTURE DUE TO CLIMATE AND GROUND WATER CONDITIONS IS NOT CONSIDERED EXCESSIVE, THE BUILDING OFFICAL MAY ALLOW OPERABLE LOUVERS AND MAY ALLOW THE REQUIRED NET AREA OF VENT OPENINGS TO BE REDUCED TO 10 PERCENT OF THE REQUIRED AMOUNT, PROVIDED THE UNDER-FLOOR GROUND SURFACE AREA IS COVERED WITH AN APPROVED VAPOR RETARDER.

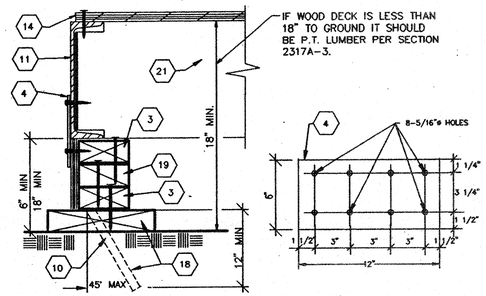

FOUNDATION AT SIDEWALL | 1

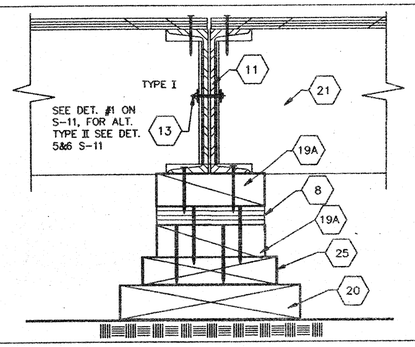

FOUNDATION AT MOD LINE | 3

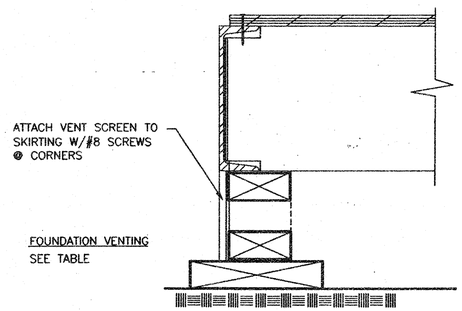

FOUNDATION VENTING | 5

SCHEDULE 1

LAG SCHEDULE-20 PSF ROOF			
BUILDING SIZE	FLOOR LOAD	LAG BOLTS AT EA. BUILDING	REQUIRED VENTS PER BUILDING (SQ.FT.) *
24'x40'	50 PSF	4	6.4
36'x40'	50 PSF	4	9.6
48'x40'	50 PSF	6	12.8

SCHEDULE 2

FACE PLATE SCHEDULE-20 PSF ROOF				
BUILDING SIZE	FLOOR LOAD	FACE PLATES AT SIDES	FACE PLATES AT ENDS	TOTAL
24'x40'	50 PSF	4	7	22
36'x40'	50 PSF	5	6	22
48'x40'	50 PSF	7	7	28

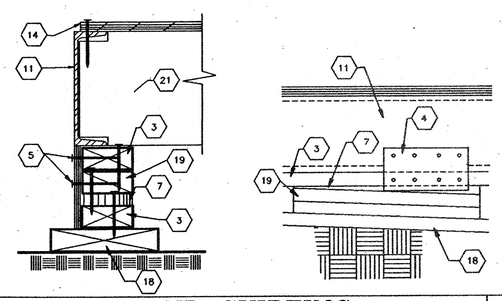

SHIMMING AND SKIRTING (SIDEWALL SHOWN) | 2

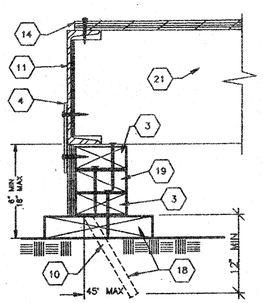

FOUNDATION AT ENDWALL | 4

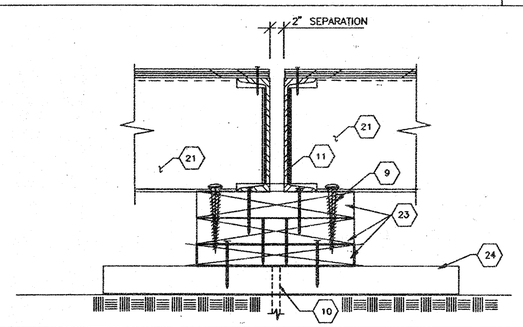

COMMON PAD | 6

THIS DRAWING AND THE MATERIAL CONTAINED THEREIN ARE THE PROPERTY OF M.S.I., INC. AND SHALL NOT BE REPRODUCED, COPIED, OR OTHERWISE DISPOSED OF, DIRECTLY OR INDIRECTLY, AND SHALL NOT BE USED IN WHOLE OR IN PART TO ASSIST IN THE MAKING OF OR FOR THE PURPOSE OF FURNISHING ANY INFORMATION FOR THE MANUFACTURE OF PARTS OR ASSEMBLIES OR PARTS THEREOF WITHOUT THE FULL KNOWLEDGE AND WRITTEN CONSENT OF M.S.I., INC. ALL PATENTABLE IMPROVEMENTS OR INVENTIONS ARISING FROM THIS MATERIAL CONTAINED HEREIN AND ORIGINATING WITH M.S.I., INC. SHALL BE THE PROPERTY OF M.S.I., INC.

MSI
MODULAR STRUCTURES INTERNATIONAL, INC.
920 CITRUS AVE. RIVERSIDE, CALIFORNIA. 92507
PHONE: (909) 788-3035 FAX: (909) 788-1523

PC-100073

ARCHITECT APPROVAL

REGISTERED PROFESSIONAL ENGINEER JAMES T. SIMPSON No 3602 STRUCTURAL STATE OF CALIFORNIA
LICENSE EXPIRES 6-30-

STRUCTURAL ENGINEERS STAMP

STATE AGENCY APPROVAL

AGENCY TRACKING NO. 63321-154
FILE NO. 15-6
IDENTIFICATION STAMP DIV. OF THE STATE ARCHITECT OFFICE OF REGULATION SERVICES
03-117035 AC FLS SS
DATE 10/28/2016

STATE AGENCY APPROVAL

IDENTIFICATION STAMP DIV. OF THE STATE ARCHITECT OFFICE OF REGULATION SERVICES
4 100118 AC FLS SS
DATE JAN 15 1998

STATE AGENCY APPROVAL

IDENTIFICATION STAMP DIV. OF THE STATE ARCHITECT OFFICE OF REGULATION SERVICES
100073 AC FLS SS
DATE JAN 15 1998

PROJECT
24'X40', 36'X40', & 48'X40' MODULAR CLASSROOM BUILDING

TITLE
WOOD FOUNDATION

JOB #

DATE 1-9-98

DRAWN BY R.D.L.

SCALE NONE

APPROVED

REVISIONS

SHEET NO.
F-1