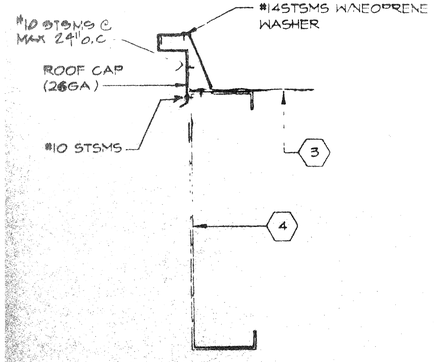

C ROOF STRAP @ SIDWALL

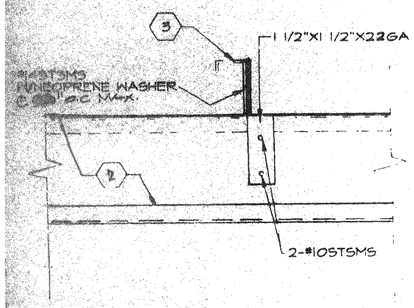

D ROOF STRAP

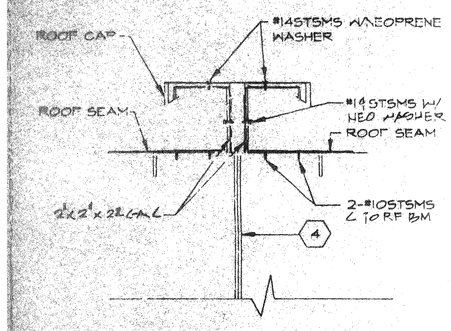

E ALTERNATE ROOF CAP @ MODLINE

REAR

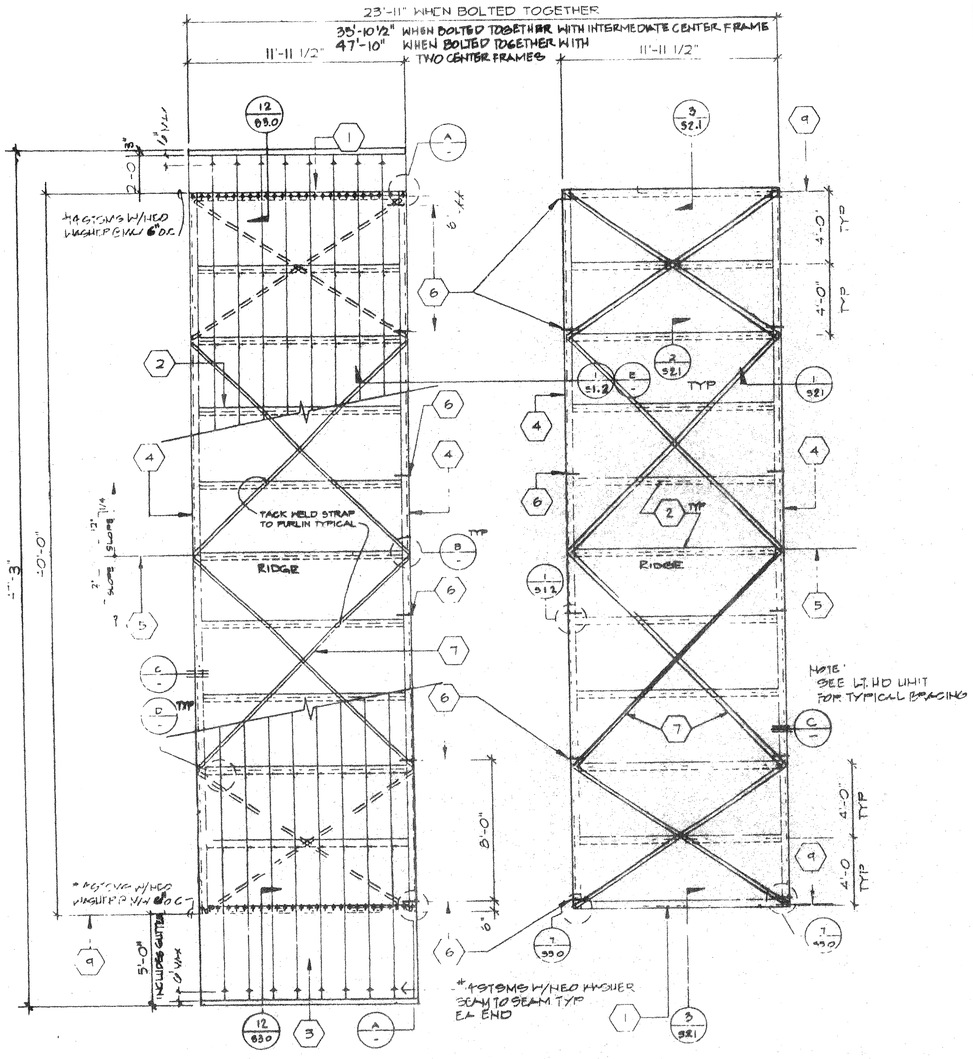

LT HAND FRAME

RT HAND FRAME

FRONT

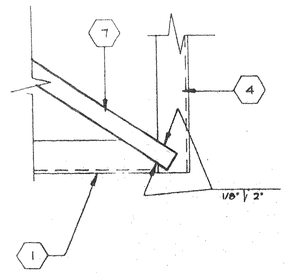

A CROSS BRACING @ END WALL

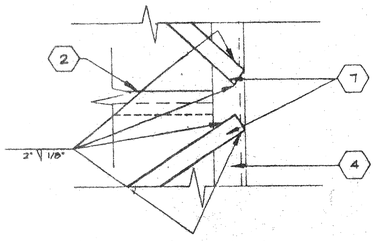

B CROSS BRACING @ SIDE WALL

KEY NOTES

1. C 14 X 12GA ⊏ HEADER
2. 6"X2 1/2X14GA ⌐ ROOF PURLIN SEE PLAN FOR SPACING
3. 22GA STANDING SEAM ROOFING ATTACH ROOFING TO ROOF CLIP W/#14X3/8" STSMS WITH NEOPRENE WASHERS SPACING 4' O.C.
4. TAPERED ROOF BEAM 10GA ⊏ SEE 7/S2.1
5. RIDGE-LINE
6. 11/16Φ DRILL SEE DETAIL 1/S1.2
7. 2"X20GA STRAP CROSS BRACING TACK WELD TO EA. PURLIN
8. NOT USED
9. #14 X 3/4" STSMS AT ROOF HEADER W/NEO WASHER 3 PER PAN MAX 6" O.C

ROOF FRAMING PLAN-DUAL PITCH

SCALE 1/4"=1'-0"

IDENTIFICATION STAMP DIV. OF THE STATE ARCHITECT OFFICE OF REGULATION SERVICES 04 101553 AC FLS SS JP DATE SEP 09 1999

AGENCY TRACKING NO. 63321-201
FILE NO. 15-6

IDENTIFICATION STAMP DIV. OF THE STATE ARCHITECT OFFICE OF REGULATION SERVICES 03-117283 AC / FLS / SS DATE SEP 13 2016

4012-094

ARCHITECT	ELECTRICAL	STRUCTURAL	MECHANICAL	FIRE MARSHAL	ACCESS COMPLIANCE	STRUCTURAL SAFETY
LICENSED ARCHITECT GEORGE C. EDWARDS STATE OF CALIFORNIA						PC-275 JUN 19 1996

MODTECH INC.

© MODTECH INC 1994

DRAWN BY DATE 9/9/99 CHECKED BY DATE

ROOF FRAMING PLAN

S2.0A

3278