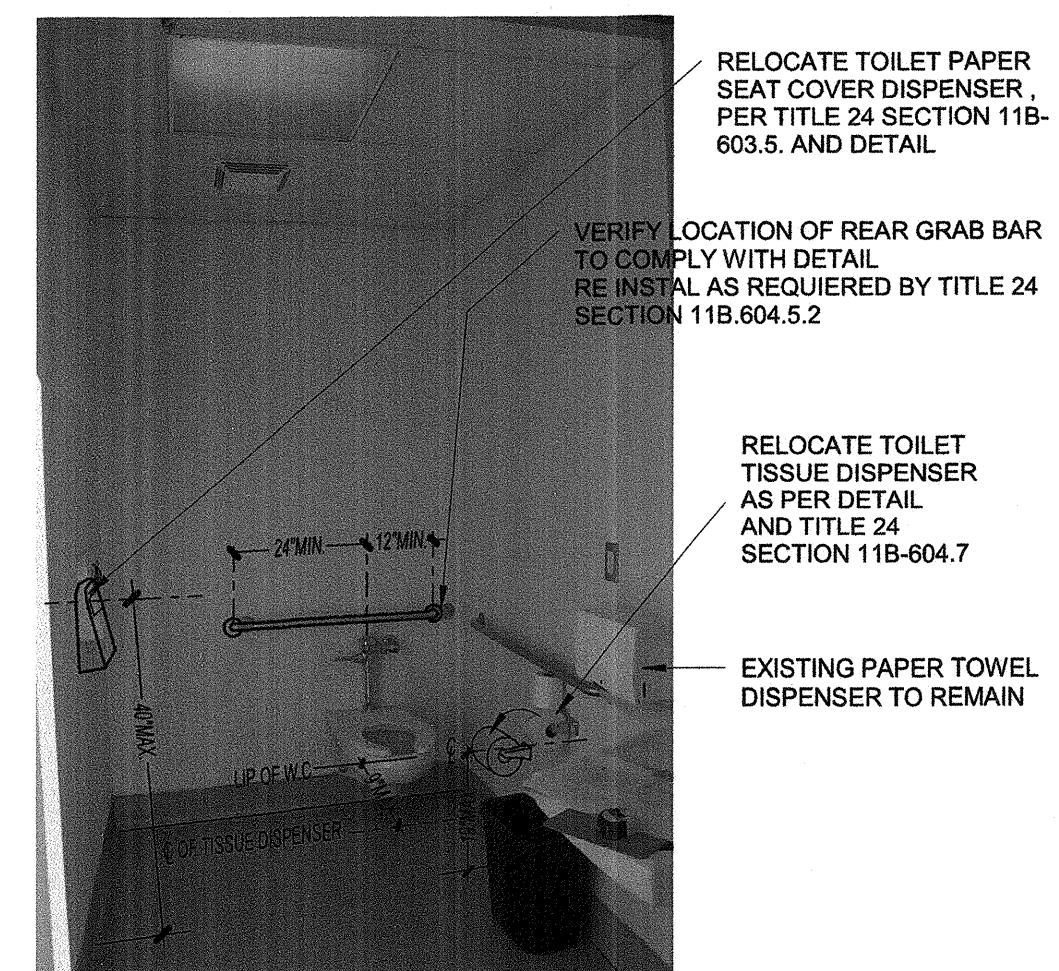



7 BOYS W.C STALL 12" = 1'-0"



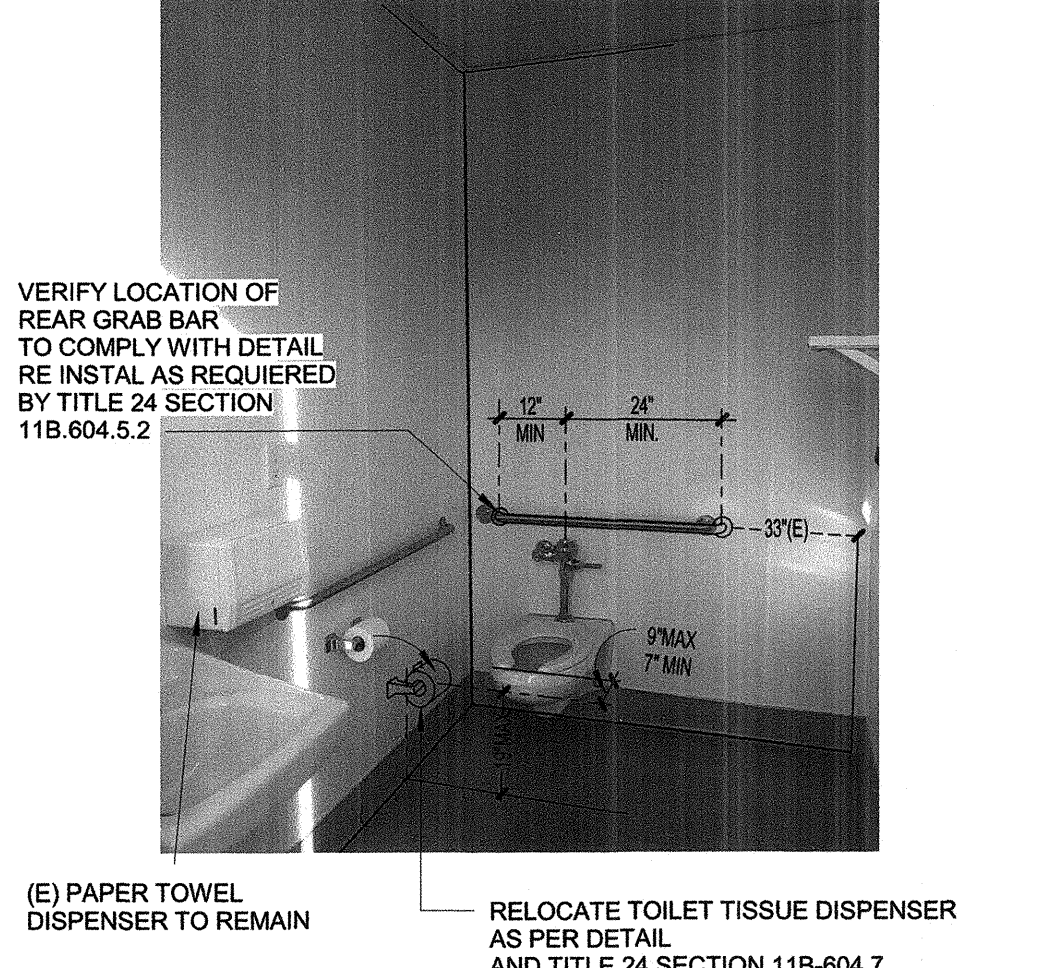
6 BOYS LAVATORY 12" = 1'-0"



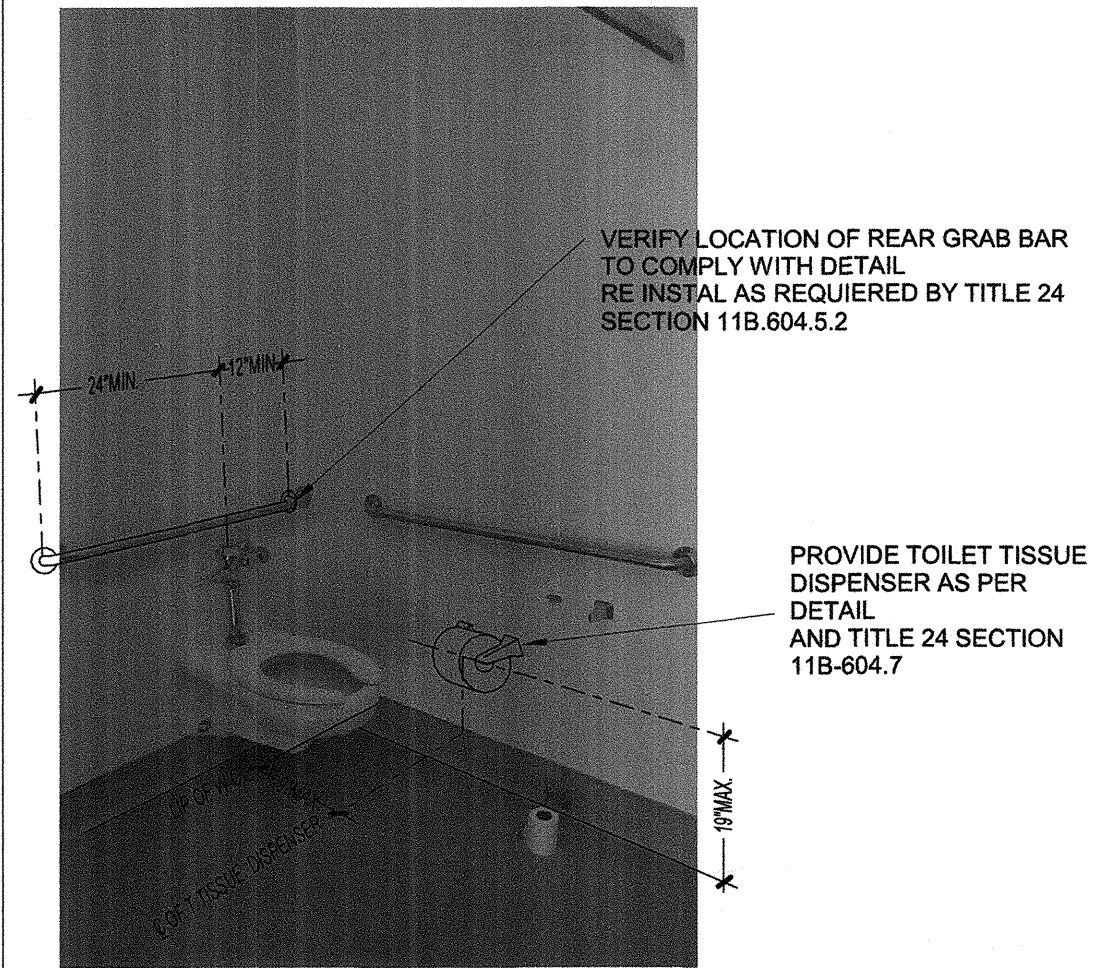
8 MENS ACCESSIBLE T.R 12" = 1'-0"



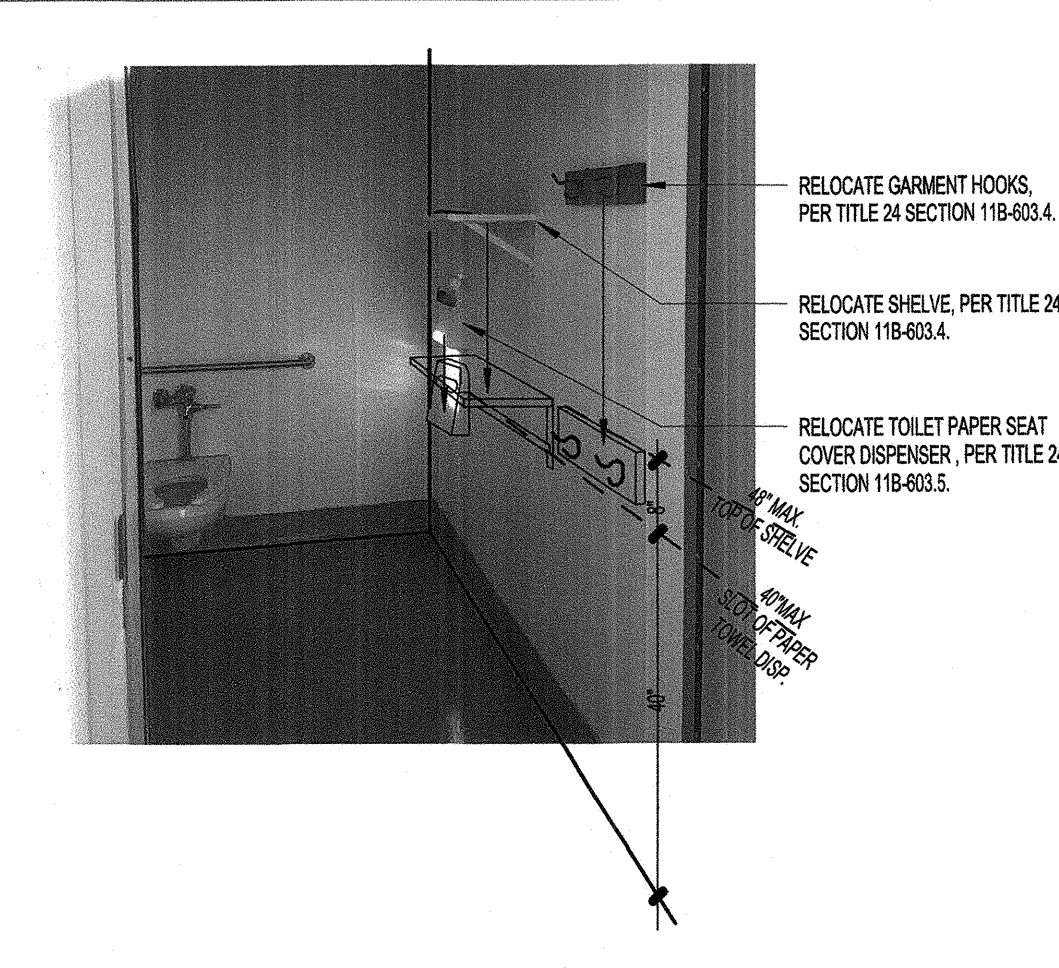
5 GIRLS LAVATORY 12" = 1'-0"




9 WOMEN ACCESS. W.C 12" = 1'-0"



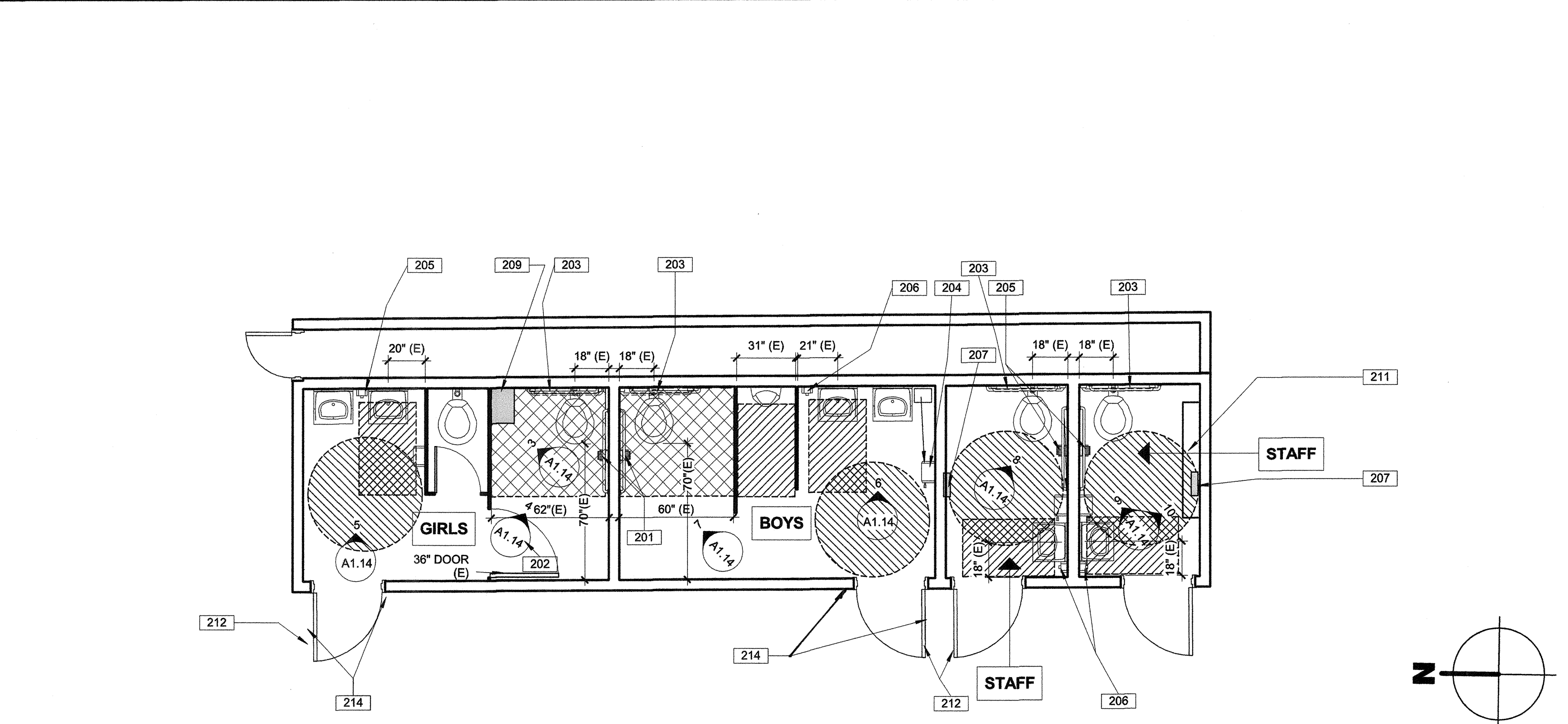
4 GIRLS W.C STALL 12" = 1'-0"



10 WOMEN ACCESS T.R N.T.S

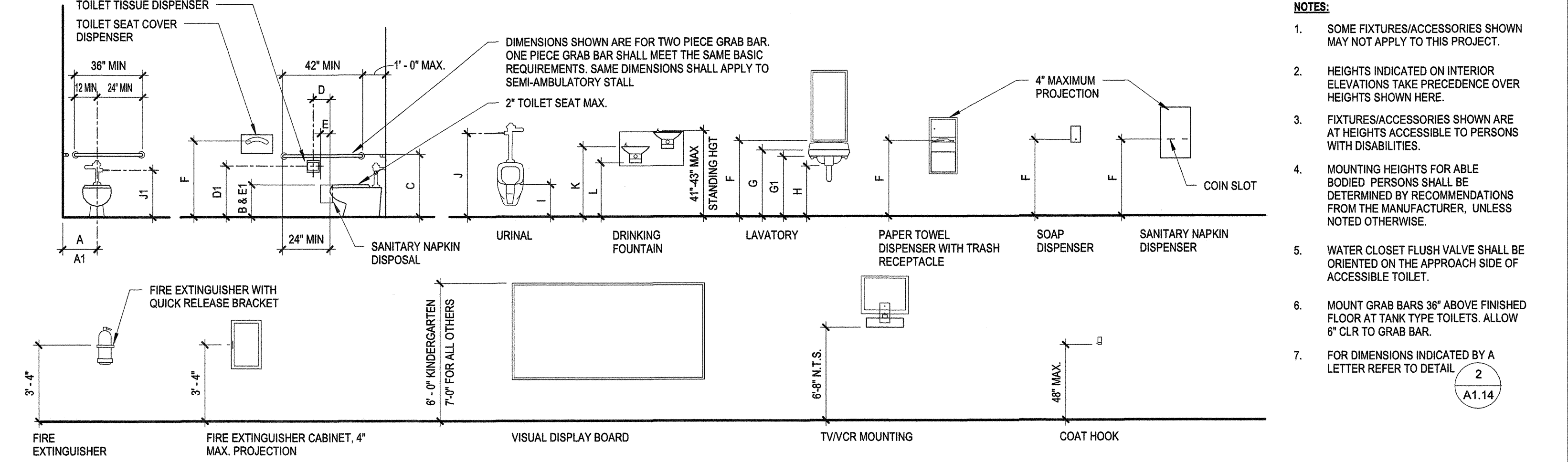


3 GIRLS W.C STALL 12" = 1'-0"



(E) TOILET ROOM BLDG
1/4" = 1'-0"

- NOTES TO EXISTING RESTROOMS FLOOR PLAN:
- EXISTING BOYS AND GIRLS TOILET FIXTURES LAYOUT AND ACCESSORIES, WHERE ALTERED IN COMPLIANCE WITH THE REQUIREMENTS OF THE PRECEEDING 2010 C.B.C. TABLE 1115B-1 CHILDREN DIMENSIONS, AND OR ARE IN COMPLIANCE WITH THE 2013 C.B.C TABLE 11B-604.9, SUGGESTED CHILDREN DIMENSIONS, UNLESS OTHERWISE NOTED. REFER TO 2013 CBC CAPTER 11B-202.4 FOR EXISTING TOILET RETROFIT REQUIREMENT, EXCEPTION 2.
 - EXISTING CONDITIONS AT STAFF WOMEN RESTROOM, ARE SIMILAR TO EXISTING CONDITIONS AT STAFF MEN RESTROOM. THE SCOPE OF WORK ON STAFF WOMEN RESTROOM, IS EQUAL TO THE SCOPE OF WORK ON STAFF MEN RESTROOM, UNLESS OTHERWISE NOTED.
 - ALL EXISTING TOILET FIXTURES, DOORS, PARTITIONS, SIGNS, ACCESSORIES ETC. ARE TO REMAIN UNLESS OTHERWISE NOTED.
 - REFER TO DETAIL 2/A1.14 FOR ACCESSIBLE MOUNTING HEIGHTS AND DIMENSIONS.



- NOTES:
- SOME FIXTURES/ACCESSORIES SHOWN MAY NOT APPLY TO THIS PROJECT.
 - HEIGHTS INDICATED ON INTERIOR ELEVATIONS TAKE PRECEDENCE OVER HEIGHTS SHOWN HERE.
 - FIXTURES/ACCESSORIES SHOWN ARE AT HEIGHTS ACCESSIBLE TO PERSONS WITH DISABILITIES.
 - MOUNTING HEIGHTS FOR ABLE BODIED PERSONS SHALL BE DETERMINED BY RECOMMENDATIONS FROM THE MANUFACTURER, UNLESS NOTED OTHERWISE.
 - WATER CLOSET FLUSH VALVE SHALL BE ORIENTED ON THE APPROACH SIDE OF ACCESSIBLE TOILET.
 - MOUNT GRAB BARS 36" ABOVE FINISHED FLOOR AT TANK TYPE TOILETS. ALLOW 6" CLR TO GRAB BAR.
 - FOR DIMENSIONS INDICATED BY A LETTER REFER TO DETAIL 2/A1.14

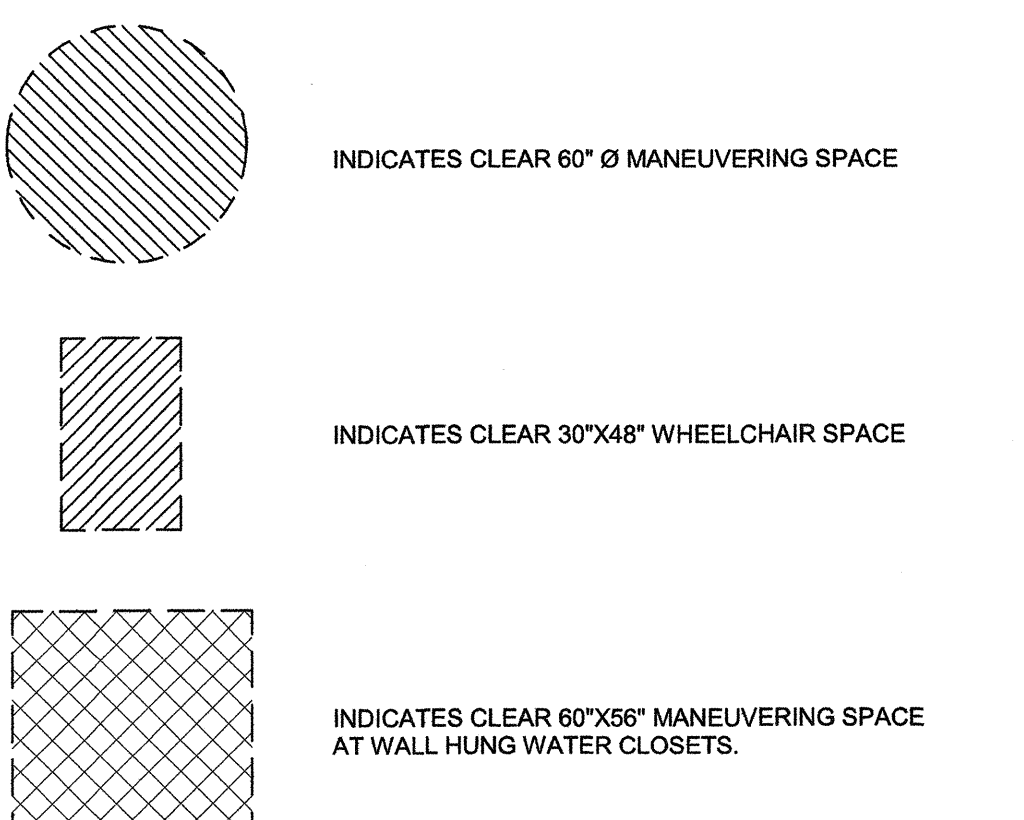
1 ACCESSIBLE MOUNTING HEIGHTS 1/4" = 1'-0"

LETTER	DESCRIPTION	ADULTS AGES 13 & OLDER	CHILDREN AGES 9-12
A	WHEEL CHAIR ACCESSIBLE WATER CLOSET CENTERLINE	17" - 18"	15" - 18"
A1	AMBULATORY ACCESSIBLE WATER CLOSET CENTERLINE	17" - 19"	15" - 18"
B	TOILET SEAT HEIGHT (TO TOP OF SEAT)	17" MIN - 19" MAX	15" - 17"
C	GRAB BAR HEIGHT (TOP OF GRIPPING SURFACE)	33" MIN - 38" MAX	25" - 27"
D	TOILET TISSUE DISPENSER TO TOILET	7" - 9"	7" - 9"
D1	TOILET TISSUE DISPENSER (OUTLET OF DISPENSER FROM FLOOR)	19" MIN	17" - 19"
D2	TOILET TISSUE DISPENSER (FROM BOTTOM OF GRAB BAR)	1 1/2" MIN CLR	1 1/2" MIN CLR
E	SANITARY NAPKIN DISPOSAL TO TOILET	5"	5"
E1	SANITARY NAPKIN DISPOSAL FROM FLOOR TO TOP	17" - 19"	15" - 18"
F	DISPENSER OR MIRROR TO REFLECTIVE SURFACE	40" MAX	40" MAX
G	LAVATORY SINK HEIGHT	34" MAX	34" MAX
G1	LAVATORY APRON CLEARANCE	29" MIN	29" MIN
H	KNEE CLEARANCE	27" MIN	27" MIN
I	URINAL RIM HEIGHT	17" MAX	17" MAX
J	URINAL FLUSH CONTROL HEIGHT	44" MAX	44" MAX
J1	WATER CLOSET FLUSH CONTROL HEIGHT	44" MAX	38" MAX
K	DRINKING FOUNTAIN SPOUT HEIGHT	36" MAX	30" MAX, SIDE APPROACH
L	DRINKING FOUNTAIN KNEE CLEARANCE	27" MIN	27" MIN

200 - KEYNOTES

- RELOCATE EXISTING TOILET TISSUE DISPENSER TO COMPLY WITH DETAIL 2/A1.14
- PROVIDE "U" SHAPE HANDLE EACH SIDE OF EXISTING STALL DOOR
- RELOCATE EXISTING 36" REAR GRAB BAR TO COMPLY WITH TITLE 24 SECTION 11B-604.5.2
- REMOVE AND RELOCATE EXISTING PAPER TOWEL DISPENSER TO ACCESSIBLE LOCATION SHOWN, AS PER DETAIL 2/A1.14
- PROVIDE SOAP DISPENSER, MOUNT PER DETAIL 2/A1.14
- (E) SOAP DISPENSER TO REMAIN
- RELOCATE SEAT COVER DISPENSER SLOT HEIGHT TO MAX 40" AFF, PER DETAIL 2/A1.14
- REMOVE EXISTING LOCKER, PROVIDE CLEAR MANEUVERING SPACE AS PER TITLE 24, SECTION 11B-604.3.2
- REMOVE EXISTING 5'-0" SHELVE AND RELOCATE, TOP OF SHELVE SHALL BE 48" A.F.F AS PER DETAIL 2/A1.14
- REVISE CLOSER AT RELOCATABLE DOORS OPERATING PRESSURE TO 5 LBS MAX., TYPICA.
- VERIFY (E) DOOR SIGNAGE COMPLIES WITH 2013 CBC CODE. RELOCATE OR PROVIDE SIGNAGE PER DETAIL 4/A1.10 (BUILDING R-4) INCLUDING RESTROOM WALL SIGN

200 LEGEND



PRIME CONSULTANT
IBI ARCHITECTURE PLANNING
 San Luis Obispo
 4119 Broad Street, Suite 210
 San Luis Obispo, CA 93401
 805.546.0433 fax: 805.546.0504

SEAL

COPYRIGHT: Any reproduction or distribution for any purpose other than authorized by IBI Group is forbidden.
 COPYRIGHT 2016 IBI GROUP

REVISIONS

NO.	DATE	APPRD.	DESCRIPTION

CONSULTANT

AGENCY INFORMATION:
 AGENCY TRACKING No. 63321-212
 FILE NO. 15-6
 IDENTIFICATION STAMP
 DIV. OF THE STATE ARCHITECT
 OFFICE OF REGULATION SERVICES
 03-117283
 1/11/16 FILED BY SS PCL
 DATE SEP 13 2016

BAKERSFIELD CITY SCHOOL DISTRICT

CHIPMAN JR. HIGH
RELOCATABLES R-6 & R-7
 2905 EISSLER ST
 BAKERSFIELD, CA 93306

OPSC or OSHPD PROJ. NO:
 PROJECT NO: 16132.000
 DRAWN BY: CC
 CHK'D BY: RM
 ISSUE DATE: 6/22/2016
 SHEET TITLE
EXISTING RESTROOM
 SHEET NUMBER
A1.14

CONSTRUCTION DOCUMENTS

PLOT DATE: 6/17/2016 1:56:55 PM J:\16132_BC_ChipReloc2016 Drawings\BArch\current\A1TV-16132-site_Chipman 2.rvt