


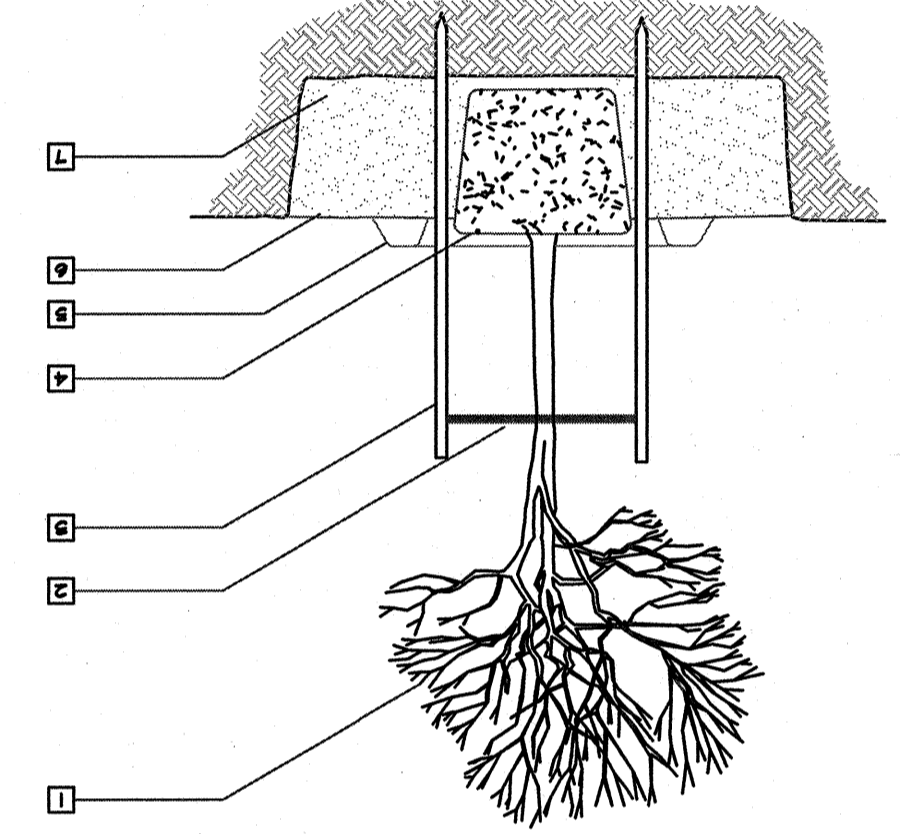
- A** BASE
- PROVIDE FINAL APPLICATION OF WEED CONTROL UPON FINAL RAKING
 - DECOMPOSED GRANITE AND/OR ROCK, SEE LEGEND FOR SIZE. FINISH SURFACE TO BE WATERED DOWN, ROLLED, AND RAKED SMOOTH
 - FINE GRADED SUBGRADE. APPLY PRE-EMERGENT HERBACIDE PER MANUFACTURER'S RECOMMENDATION. SURLAN OR EQUAL TO SUBGRADE SURFACE PRIOR TO DG INSTALLATION



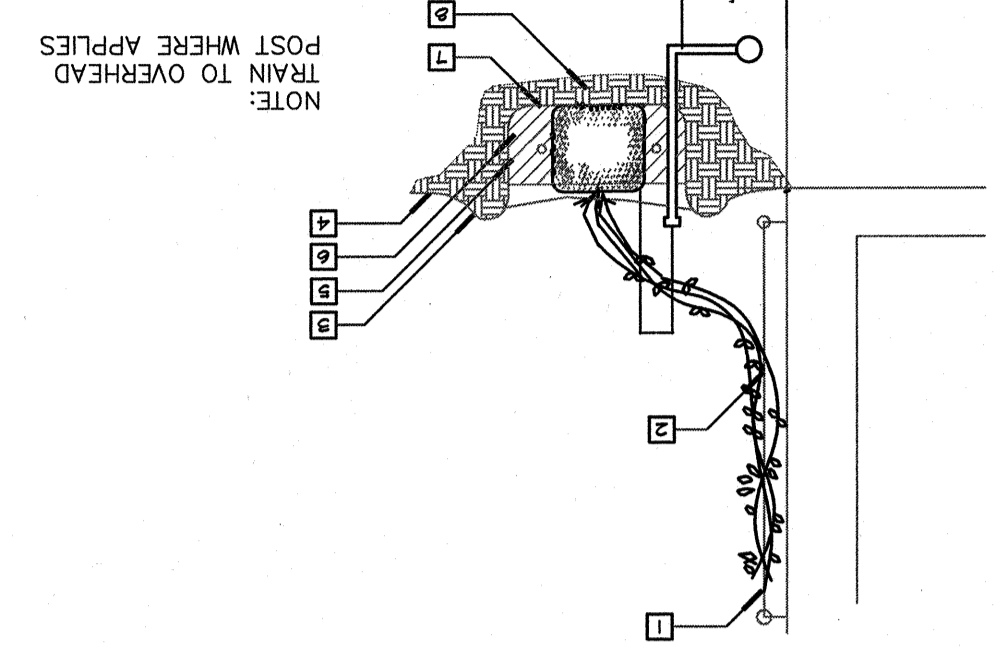
- B** SHRUB PLANTING
- NOTE:
SUFFICIENT CLEARANCE SHALL BE MAINTAINED BETWEEN SHRUBS AND UTILITIES SO AS NOT TO HINDER OR HARM SAID UTILITIES.
- SET TOP OF ROOTBALL AT SOIL SURFACE
 - MULCH SOIL TO A DEPTH OF 2" FOR 2" DIA. 1 GAL. SHRUBS, 4" DEPTH FROM 5 GAL. SHRUBS. KEEP MULCH 4" AWAY FROM PLANT BASE
 - SCARIFY ONE SIDE OF ROOTBALL PRIOR TO PLANTING SURFACE
 - BACKFILL WITH NATIVE SOIL. APPLY FERTILIZER TO AROUND TRUNK PER SPECIFICATIONS
 - PLANTING HOLE SHALL BE 3 TIMES DIA. OF ROOTBALL AND 6" AWAY FROM TRUNK
 - DEEPER. SCARIFY SIDES AND BOTTOM OF PLANTING HOLE



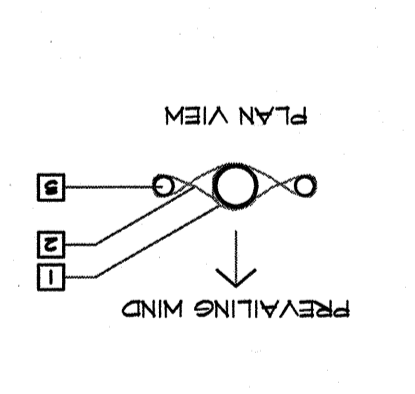
- C** NOT APPLICABLE
- NOTE:
SUFFICIENT CLEARANCE SHALL BE MAINTAINED BETWEEN TREES AND UTILITY FACILITIES SO AS NOT TO HINDER USE OF THESE FACILITIES. SCARIFY ONE SIDE OF ROOTBALL PRIOR TO PLANTING.
- PRUNE TREE AT TIME OF STAKE REMOVAL PER LANDSCAPE ARCHITECT'S DIRECTION
 - TREE THE, 1" (MIN.) IN WIDTH
 - (2) 2" DIA. 10' LONG LODGEPOLE PINE TREE STAKES. BURY 3" IN GROUND AND CUT OFF STAKE 12" ABOVE TREE. THE STAKES SHALL REMAIN IN PLACE FOR 2 YEARS UNLESS REMOVAL IS APPROVED BY LANDSCAPE ARCHITECT.
 - SET TOP OF ROOTBALL AT SOIL SURFACE
 - FORM TEMPORARY IRRIGATION BORDER JUST OUTSIDE OF ROOTBALL. USE WATER TO SETTLE BACKFILL
 - 6" AWAY FROM TRUNK.
 - BACKFILL WITH NATIVE SOIL (NO ROCKS GREATER THAN 1")
 - APPLY FERTILIZER TO SURFACE AWAY FROM TRUNK PER SECS. PLANTING HOLE SHALL BE 3 TIMES DIAMETER OF ROOTBALL AND NO DEEPER. SCARIFY SIDES AND BOTTOM OF PLANTING HOLE



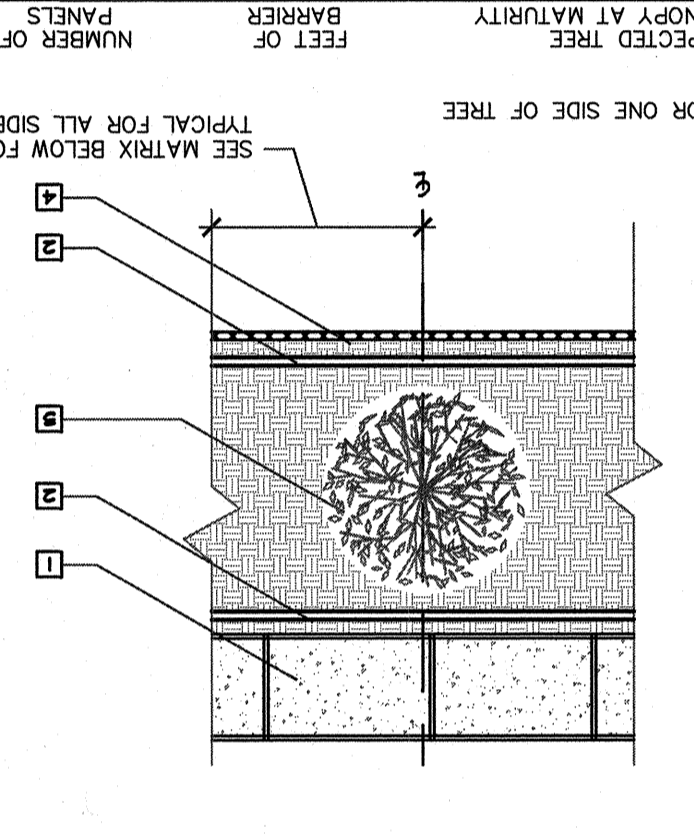
- D** PLANTING LAYOUT
- EQUAL TRIANGULAR SPACING REQUIRED BETWEEN PLANTS (REFER TO PLANT LEGEND FOR ON CENTER SPACING)
 - DISTANCE FROM EDGE OF PLANTER TO CENTER OF PLANT TO BE 1/2 THE SPECIFIED SPACING
 - EDGE OF PLANTING AREA



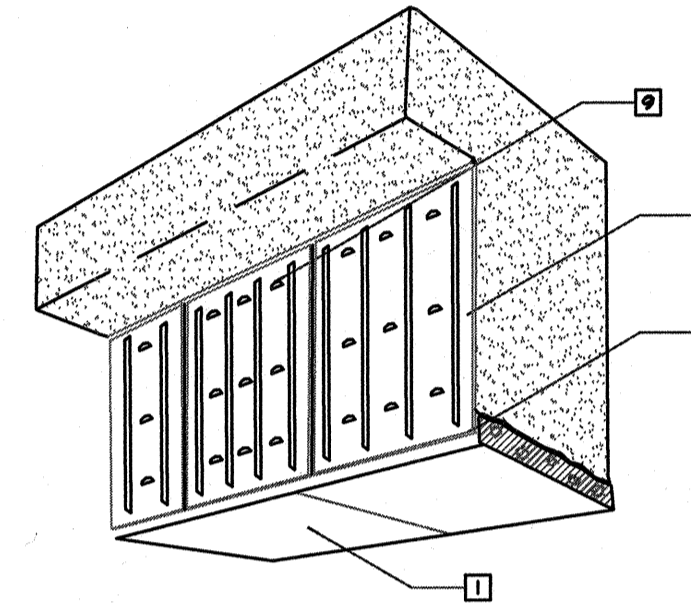
- E** NOT APPLICABLE
- F** NOT APPLICABLE
- G** TREE PLANTING
- NOTE:
SUFFICIENT CLEARANCE SHALL BE MAINTAINED BETWEEN TREES AND UTILITY FACILITIES SO AS NOT TO HINDER USE OF THESE FACILITIES. SCARIFY ONE SIDE OF ROOTBALL PRIOR TO PLANTING.
- WIRE TO TRAIN VINE
 - VINE TIES - TIE TO WIRE
 - FINISH GRADE
 - PLANTING TABLETS
 - BACKFILL MIX PER SPECIFICATIONS
 - SCARIFY PIT TO ELIMINATE AUGER SLICK
 - UNDISTURBED EXISTING SOIL



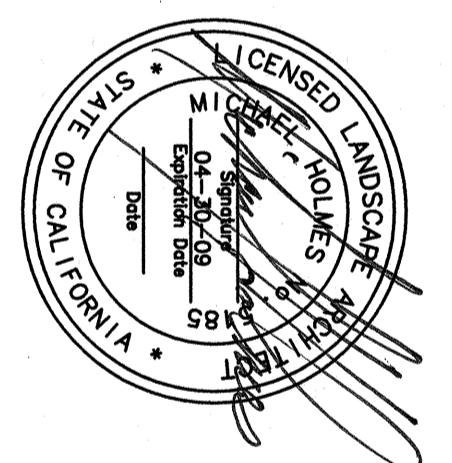
- H** NOT APPLICABLE
- I** NOT APPLICABLE
- J** STREET TREE PLANTING
- NOTE:
INSTALL ROOT BARRIERS ADJACENT TO ALL HARDSCAPE SURFACES
- TREE/TREE TRUNK
 - (4) TREE TIES PER SPECIFICATIONS SPACE AS SHOWN. INSTALL TREE TIES PER MNF. RECOMMENDATIONS
 - SUPPORT STAKE
 - PLANT WITH CROWN 2" ABOVE GRADE
 - ROOTBALL
 - 3" MIN. DEPTH DECOMPOSED GRANITE PAVING, SLOPE TOWARDS TREE
 - PUBLIC SIDEWALK
 - NATIVE SOIL
 - ROOT BARRIER-MODEL NO. UB 18-2
 - DEEP ROOT PARTNERS, (800) 458-7668
 - SEE DETAIL 1, SHT. L-31
 - GRAVEL ENVELOPE 5" MIN. THICKNESS
 - 4" DIAMETER PERFORATED PVC DRAIN PIPE FILL WITH DRAIN ROCK AND SECURE WITH GRATED CAP



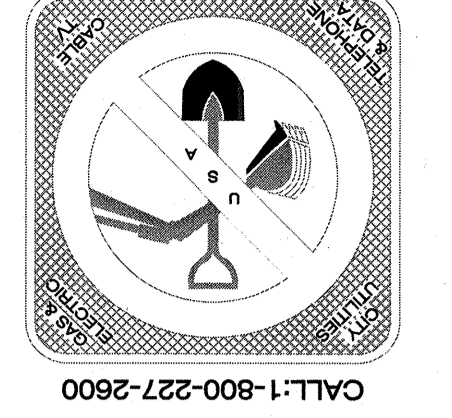
- K** ROOT BARRIER
- NOTE:
INSTALL BREATHER TUBES ON ALL TREES PER THE FOLLOWING SCHEDULE:
- | | | | | |
|------------------|----|-----|----|-----|
| 15 GALLON | 2" | (2) | 3" | (1) |
| 24" BOX | 2" | (2) | 3" | (1) |
| 36" BOX | 2" | (3) | 3" | (1) |
| 48" BOX & LARGER | 2" | (4) | 3" | (1) |
- DO NOT INSTALL TUBES FOR PLANT MATERIAL INSTALLED ON SLOPES



- L** NOT APPLICABLE
- M** BREATHER TUBE
- NOTE:
INSTALL BREATHER TUBES ON ALL TREES PER THE FOLLOWING SCHEDULE:
- | | | | | |
|------------------|----|-----|----|-----|
| 15 GALLON | 2" | (2) | 3" | (1) |
| 24" BOX | 2" | (2) | 3" | (1) |
| 36" BOX | 2" | (3) | 3" | (1) |
| 48" BOX & LARGER | 2" | (4) | 3" | (1) |
- DO NOT INSTALL TUBES FOR PLANT MATERIAL INSTALLED ON SLOPES



IDENTIFICATION STAMP
DIV. OF THE STATE ARCHITECT
APPROVED 111734
DATE APR 29 2008



07-220
JOB NO.: 07-220GRBAM
DATE: 04/07/08
DRAWN BY: MAM
CHECKED BY: MH
SHEET 6
OF 18 SHEETS

SITE GRADING AND IMPROVEMENT PLANS
BCSD-WAYSIDE ELEMENTARY
PLANTING DETAILS
BAKERSFIELD, CALIFORNIA

LA 5168 EXP. 4/30/09
MICHAEL HOLMES
REVISIONS
DATE

Pinnacle Civil Engineering, Inc.
2161 Saturn Court, Bakersfield, CA 93308
Phone: (661) 869-0184 Fax: (661) 377-0076