

THESE DRAWINGS AND ALL MATERIAL CONTAINED HEREIN ARE THE PROPERTY OF SILVERCREEK INDUSTRIES, INC (SCI Inc) AND SHALL NOT BE REPRODUCED, COPIED OR OTHERWISE DISPOSED OF DIRECTLY OR INDIRECTLY AND SHALL NOT BE USED IN WHOLE OR IN PART TO ASSIST IN THE MAKING OF OR FOR THE PURPOSE OF FURNISHING ANY INFORMATION FOR THE MAKING OF DRAWINGS, PRINTS, APPARATUS OR PARTS THEREOF WITHOUT THE FULL KNOWLEDGE AND WRITTEN CONSENT OF SCI Inc. ALL PATENTABLE MATERIAL CONTAINED HEREIN AND ORIGINATING WITH SCI Inc SHALL BE THE PROPERTY OF SCI Inc

SILVER CREEK INDUSTRIES, INC.

 "BUILDING FOR THE NEXT GENERATION"
 195 EAST MORGAN PERRIS, CALIFORNIA 92571
 PHONE: 951-943-5393 FAX: 951-943-2211

PROJECT NAME:
CLASS LEASING

SHEET TITLE:
INTERIOR ELEVATIONS FLOOR MOUNTED

STAVARES ASSOCIATES
 ARCHITECTS
 1223/2011

ARCHITECT OF RECORD SUBMISSION
 IDENTIFICATION STAMP
 DIV. OF THE STATE ARCHITECT
 OFFICE OF REGULATION SERVICES
 DATE: **NOV 28 2011**

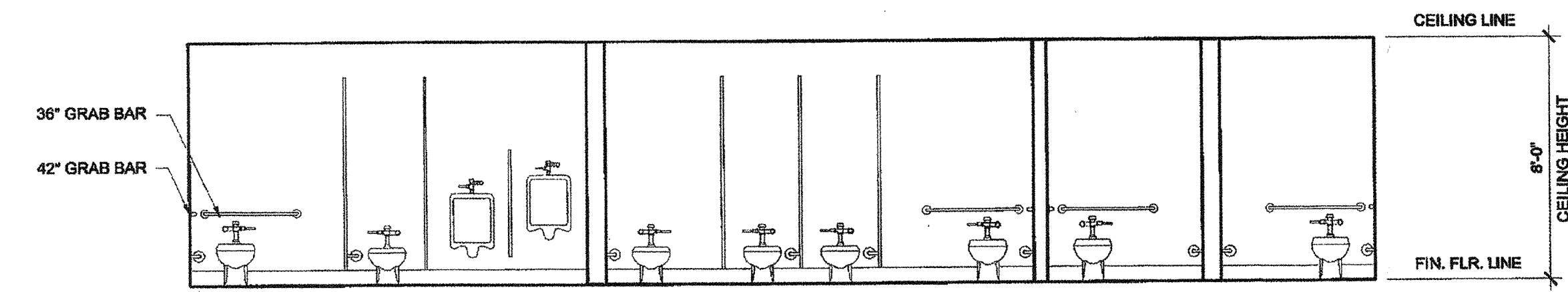
PROJECT SPECIFIC STATE AGENCY APPROVAL
 IDENTIFICATION STAMP
 DIV. OF THE STATE ARCHITECT
 OFFICE OF REGULATION SERVICES
 DATE: **AUG 28 2011**

ORIGINAL PC STATE AGENCY APPROVAL
 IDENTIFICATION STAMP
 DIV. OF THE STATE ARCHITECT
 OFFICE OF REGULATION SERVICES
 DATE: **DEC 2 2011**

REVISIONS

| | |
|--|--|
| | |
| | |
| | |
| | |
| | |
| | |
| | |
| | |
| | |
| | |

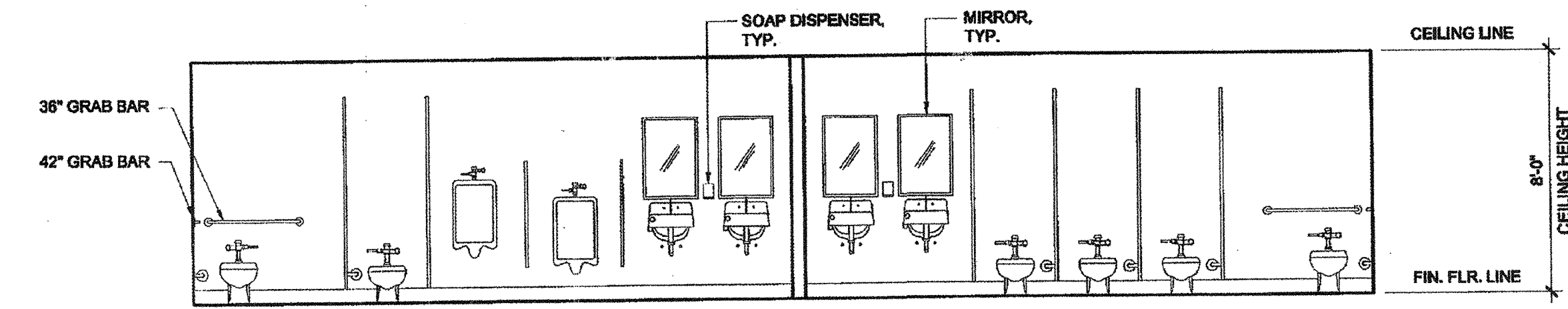
SILVER CREEK INDUSTRIES
 12' x 40' PC
 PROJECT NO:
 DRAWN BY:
 SCALE: AS NOTED
 DATE: 6-17-11
 P.C. SHEET NUMBER
A-6.02 STKP 125



PLUMBING FIXTURE ELEVATION - OPTION C-2

NOTE:
SEE SHEET P-2.01 FOR ACCESSIBLE DIMENSIONING REQUIREMENTS.

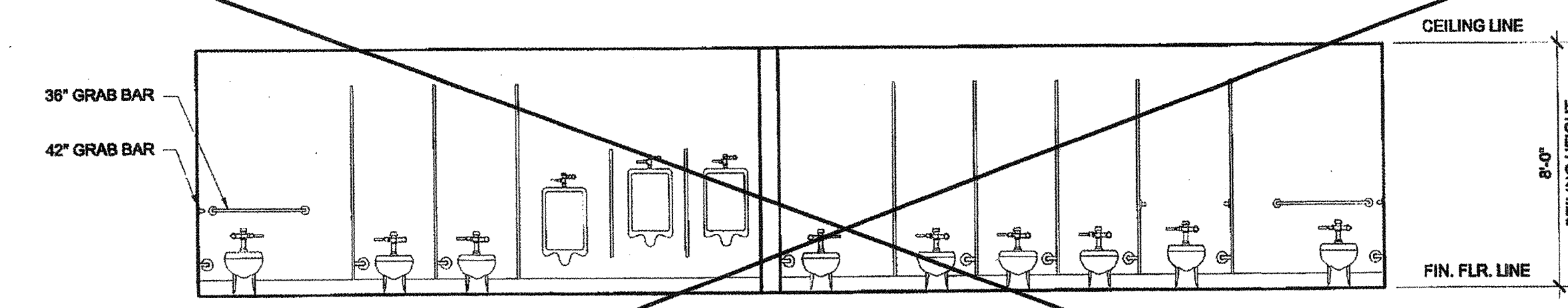
SCALE: 1/4" = 1'-0" 5



PLUMBING FIXTURE ELEVATION - OPTION A-1 AND A-2

NOTE:
SEE SHEET P-2.01 FOR ACCESSIBLE DIMENSIONING REQUIREMENTS.

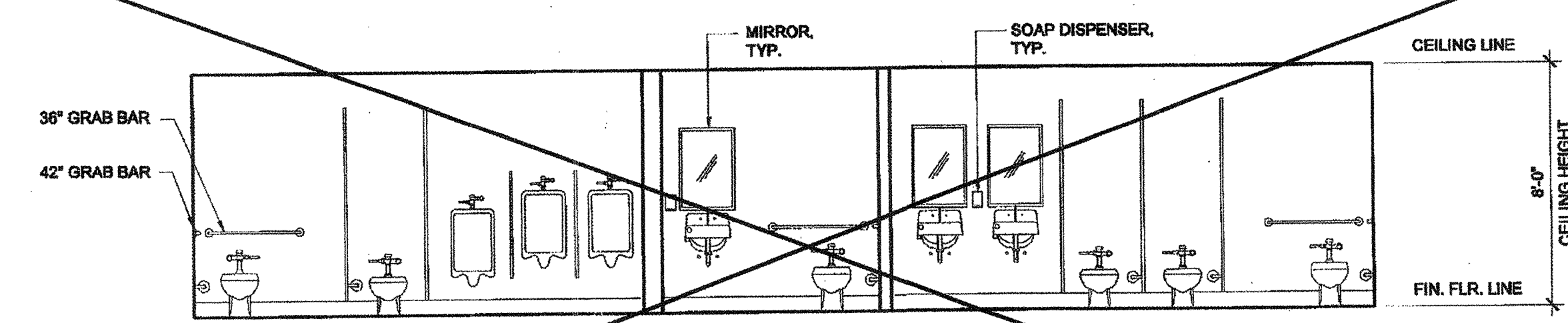
SCALE: 1/4" = 1'-0" 1



PLUMBING FIXTURE ELEVATION - OPTION D-1

NOTE:
SEE SHEET P-2.01 FOR ACCESSIBLE DIMENSIONING REQUIREMENTS.

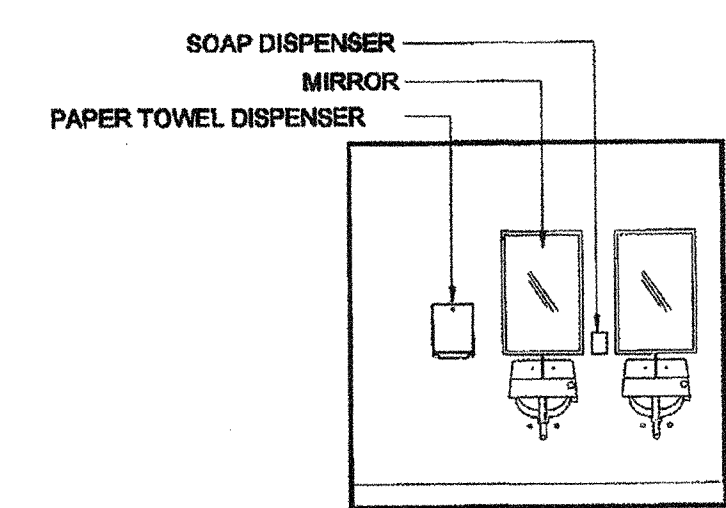
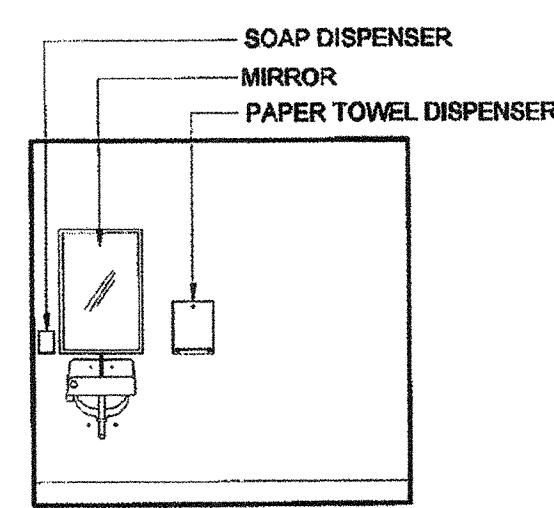
SCALE: 1/4" = 1'-0" 6



PLUMBING FIXTURE ELEVATION - OPTION B-1

NOTE:
SEE SHEET P-2.01 FOR ACCESSIBLE DIMENSIONING REQUIREMENTS.

SCALE: 1/4" = 1'-0" 2



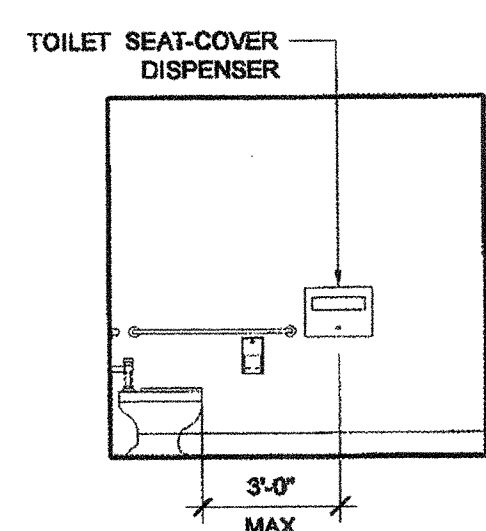
FIXTURE ELEVATION (TYP) - OPTION C-1 & C-2

FIXTURE ELEVATION (TYP) - OPTION B-1, B-2, C-2 & D-1

PLUMBING FIXTURE ELEVATION - OPTION B-2


NOTE:
SEE SHEET P-2.01 FOR ACCESSIBLE DIMENSIONING REQUIREMENTS.

SCALE: 1/4" = 1'-0" 3



TOILET SEAT COVER DISPENSER ELEVATION

NOTE:
SEE SHEET P-2.01 FOR ACCESSIBLE DIMENSIONING REQUIREMENTS.



MOP SINK AND WH ELEVATION - OPTION B-1 & B-2

NOTE:
SEE SHEET A-6.81 FOR SHELF DETAILS.

PLUMBING FIXTURE ELEVATION - OPTION C-1

NOTE:
SEE SHEET P-2.01 FOR ACCESSIBLE DIMENSIONING REQUIREMENTS.

SCALE: 1/4" = 1'-0" 4