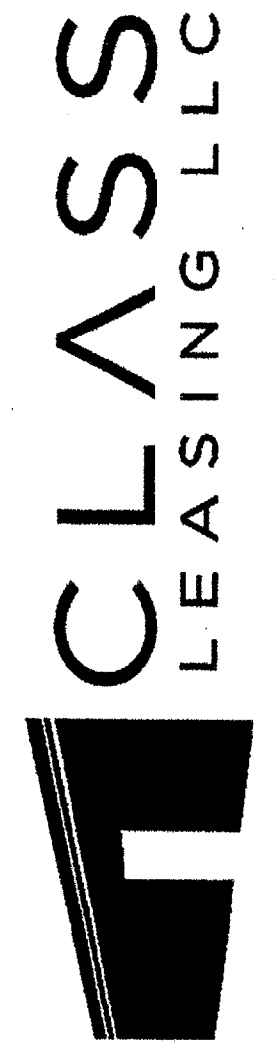


REVISIONS	BY

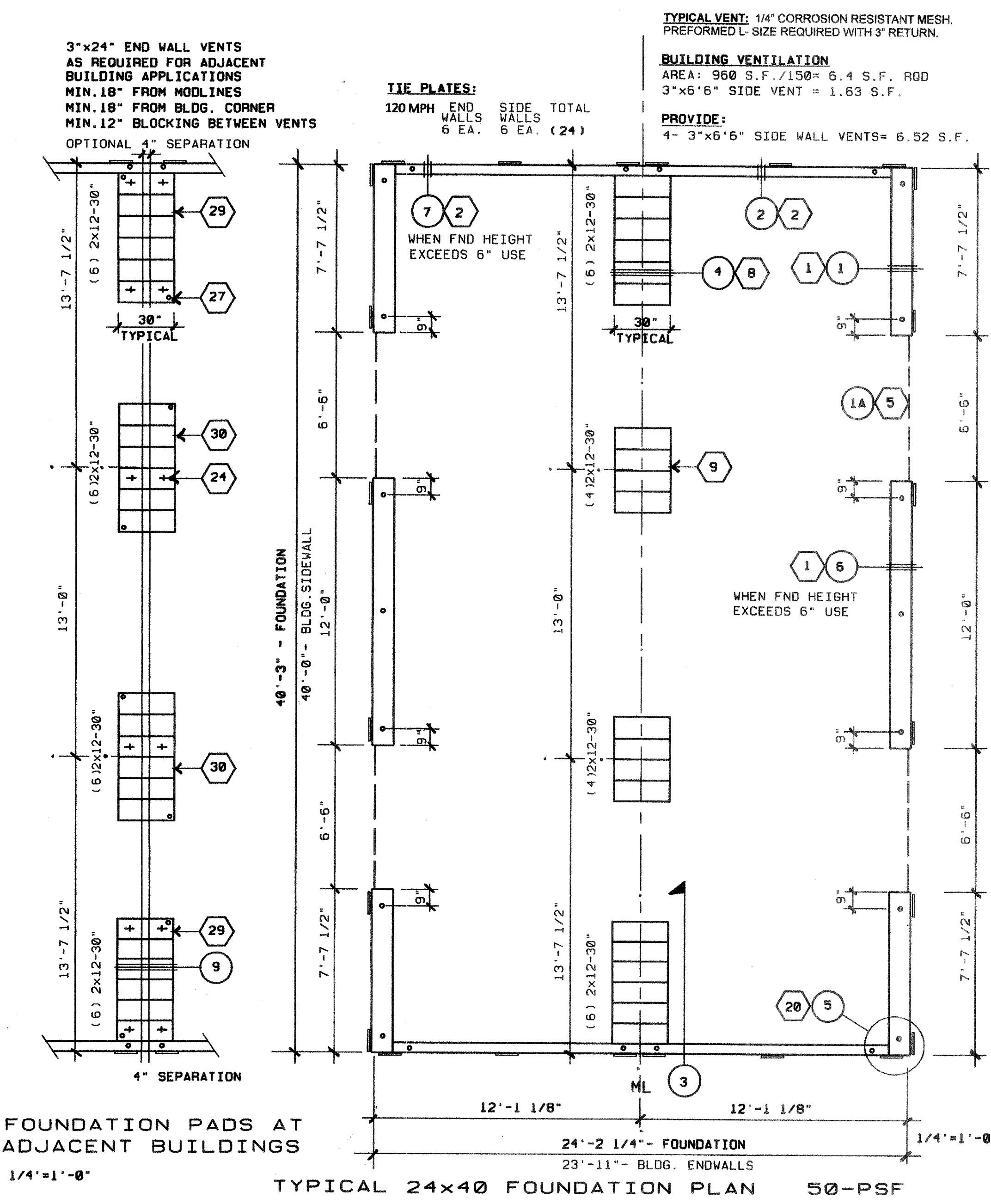
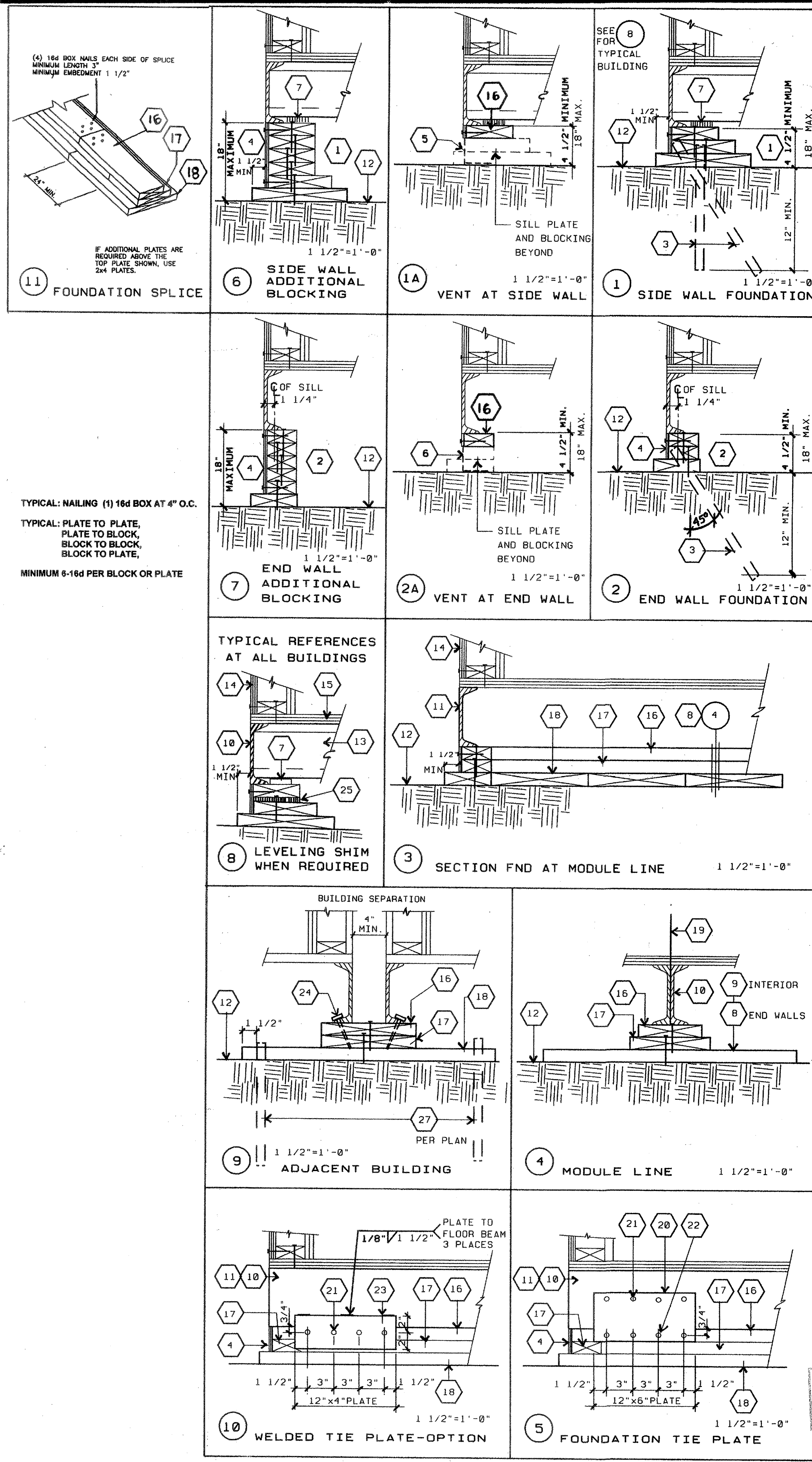


**Class Leasing, LLC**  
 1221 Hanley Knox Blvd. Perris, CA 92571-7408  
 VOICE (951)943-1908 FAX (951)943-5768

**CLASS LEASING INC.**  
 STOCKPILE CLASSROOM  
 24x40 - 50 PSF RELOCATION  
 FOUNDATION PLAN & DETAILS

DATE	09-29-2014
SCALE	
DRAWN	LAM-CLS
JOB	24x40 50 PSF
SHEET	F2.0

- KEY NOTES 24x40- 50 PSF FLOOR LOAD**
- FOUNDATION AT SIDE WALL**
- TOP PLATE: 2x8 CONTINUOUS W/ (1) 16d NAIL AT 4" O.C. TO BLOCKING PLATE BELOW
  - BLOCKING: 2x8 CONTINUOUS W/ (1) 16d NAIL AT 4" O.C. TO BLOCKING OR SILL PLATE BELOW
  - SILL PLATE: 2x12 (PT) WITH SILL RESTRAINT PER GENERAL NOTE #A.
- FOUNDATION AT END WALL**
- TOP PLATE: 2x4 CONTINUOUS W/ (1) 16d NAIL AT 4" O.C. TO BLOCKING OR SILL PLATE BELOW
  - BLOCKING: 2x4 CONTINUOUS W/ (1) 16d NAIL AT 4" O.C. TO BLOCKING OR SILL PLATE BELOW
  - SILL PLATE: 2x6 (PT) WITH SILL RESTRAINT PER GENERAL NOTE #A.
  - SILL RESTRAINT- PIPE TO GRADE (TYP) SEE GENERAL NOTE #A
  - SKIRTING: 3/8" PLYWOOD, ATTACH WITH 10d NAILS, EDGE NAILING 4" O.C. AT END WALLS AND 6" O.C. AT SIDE WALLS, FIELD NAILING 12" OC
  - SIDEWALL VENT: 3" HIGH BY 6'-8" LONG. INSTALL UNDER SKIRTING. SKIRTING ATTACH WITH 10d NAILS, EDGE NAILING 6" O.C.
  - ENDWALL VENT: 3" HIGH BY 2'-0" LONG. INSTALL UNDER SKIRTING. SKIRTING ATTACH WITH 10d NAILS, EDGE NAILING 4" O.C.
  - SHIM: 5/8" X 2 1/2" WHEN REQUIRED
- FOUNDATION AT MOD LINE / END WALL**
- TOP PLATE: 2x8 CONTINUOUS W/ (1) 16d NAIL AT 4" O.C. TO BLOCKING PLATE BELOW
  - BLOCKING: 2x10 CONTINUOUS W/ (1) 16d NAIL AT 4" O.C. TO BLOCKING OR SILL PLATE BELOW
  - SILL PLATE: (6) 2x12x30" (PT)
- FOUNDATION AT MOD LINE / INTERIOR WALL**
- TOP PLATE: 2x8 CONTINUOUS W/ (1) 16d NAIL AT 4" O.C. TO BLOCKING PLATE BELOW
  - BLOCKING: 2x10 CONTINUOUS W/ (1) 16d NAIL AT 4" O.C. TO BLOCKING OR SILL PLATE BELOW
  - SILL PLATE: (4) 2x12x30" (PT)
  - FLOOR BEAM: C7x 9.8 TYPICAL
  - FLOOR HEADER: C7x 9.8 TYPICAL
  - FINISH GRADE
  - FLOOR JOIST
  - EXTERIOR FINISH
  - PLYWOOD SUB-FLOOR
  - TOP PLATE: CONTINUOUS
  - BLOCKING
  - SILL PLATE
  - MODLINE
  - TIE PLATE: 12" x 6" x 10 GA
  - PLATE ANCHOR: 4-1/4"  $\phi$  S.M.S. (1 1/2" MIN. EMBEDMENT)
  - PLATE ANCHOR: 4-1/4" x 2" LONG LAG SCREWS (1 1/2" MIN. EMBEDMENT)
  - TIE PLATE: 12" x 4" x 10 GA
  - BUILDING ANCHORAGE: 6- 5/8" x 4" LAG SCREWS AT EACH BUILDING (FOR LOCATION SEE PLAN AT ADJACENT BUILDINGS)
  - LOCATION OF SHIM PLATES WHERE REQUIRED FOR LEVELING USE 1/4", 1/2" OR 3/4" PLYWOOD AT SAME WIDTH AS PLATE. NAIL SHIM TO PLATE WITH (6) 10d BOX.
  - 2" CUT OUT OF SILL PLATE FOR DRAINAGE. FIELD TO LOCATE AT LOWEST CORNER OF FOUNDATION.
  - 1" PIPE EACH END OF PAD AT ADJACENT BUILDING LINE.
  - THIS VENT TO BE LOCATED UNDER LANDING. PROVIDE EQUAL AREA SCREENED VENTILATION IN LANDING SKIRT.
- FOUNDATION AT BUILDING SEPARATION / END WALL**
- TOP PLATE: 2x12 CONTINUOUS W/ (1) 16d NAIL AT 4" O.C. TO BLOCKING PLATE BELOW
  - BLOCKING: 2x12 CONTINUOUS W/ (1) 16d NAIL AT 4" O.C. TO BLOCKING OR SILL PLATE BELOW
  - SILL PLATE: (6) 2x12x30" (PT) WITH SILL RESTRAINT PER PLAN AND NOTE 25.
- FOUNDATION AT BUILDING SEPARATION / INTERIOR WALL**
- TOP PLATE: 2x12 CONTINUOUS W/ (1) 16d NAIL AT 4" O.C. TO BLOCKING PLATE BELOW
  - BLOCKING: 2x12 CONTINUOUS W/ (1) 16d NAIL AT 4" O.C. TO BLOCKING OR SILL PLATE BELOW
  - SILL PLATE: (6) 2x12x30" (PT) WITH SILL RESTRAINT PER PLAN AND NOTE 25.



**GENERAL NOTES**

- SILL RESTRAINT:** THE FOUNDATION SHALL BE DESIGNED TO PREVENT SLIDING ON THE SUPPORTING SURFACE (ASPHALT CONCRETE PAVING OR ON SOIL OR ON PRE-DRILLED CONCRETE SLAB ON GRADE) BY ATTACHING THE WOOD FOUNDATION PLATES FOR THE BUILDING, RAMPS AND STAIRS TO THE GROUND WITH RESTRAINING DEVICES.  
 USE A ONE-INCH DIAMETER STANDARD WEIGHT (1.315" ACTUAL O.D.) HOT DIPPED GALVANIZED PIPE OR ONE-INCH DIAMETER SOLID STEEL ROD SPACED AT NOT MORE THAN 40". ONE PIPE/ROD SHALL BE LOCATED A MAXIMUM OF TWO FEET FROM EACH CORNER IN BOTH DIRECTIONS AND A MINIMUM OF TWO PIPES/RODS PER DISCONTINUOUS FOUNDATION STRIP. PIPES TO PENETRATE INTO SOIL AND OR PAVING A MINIMUM OF 12" MEASURED VERTICALLY. 18-1/2" LONG PIPE REQUIRED FOR PENETRATION AT A 45 DEGREE ANGLE.
- TO PREVENT WATER FROM PONDING BENEATH THE STRUCTURE VERIFY DRAINAGE WITH DISTRICT ARCHITECT SITE PLANS.
- A **WOOD SILL (FOOTING) PLATE** SHALL BE PRESSURE TREATED HEM FIR OR DOUG FIR AND MAY BEAR DIRECTLY ON SOIL OR PAVED SURFACE. GRASS OR TURF SHALL BE CLEARED TO BARE SOIL UNDER THE ENTIRE AREA OF THE BUILDING (BY DISTRICT). THE WOOD SILL (FOOTING) PLATE MAY SUPPORT WOOD CRIPPLE STUDS, POSTS OR CONTINUOUS BLOCKING AND SHEATHING (SKIRT) WHICH NEED NOT BE TREATED. FOUNDATION LUMBER TO BE PRECUT AT FACTORY, LUMBER AND PRESSURE TREATING TO BE VERIFIED BY THE INSPECTOR
- FOUNDATION DESIGNED FOR 1000 PSF SOIL BEARING PRESSURE
- THIS FOUNDATION PLAN HAS 1/4" ADDED AT EACH MODLINE AND 1/8" AT EACH SIDE WALL AND DOES NOT MATCH THE FLOOR PLAN DIMENSIONS. THIS IS REQUIRED FOR GROWTH THAT IS EXPERIENCED WHEN SETTING MULTIPLE MODULE BUILDINGS.
- MACHINE APPLIED 16d FASTENERS SHALL HAVE AN EMBEDMENT OF NOT LESS THAN 1 1/2" INTO SECOND MEMBER, AND SHALL BE NOT LESS THAN 3 1/2" IN OVERALL LENGTH
- THE ABOVE NAILS SHALL ALSO BE ACCEPTABLE FOR HAND NAILING PROVIDED THE REQUIRED EMBEDMENT IS MAINTAINED.

DATE SIGNED: SEP 30 2014  
 IDENTIFICATION STAMP: DIV. OF THE STATE ARCHITECT  
 APP03 118975  
 DATE: OCT 24 2014

PRE-CHECK (PC) DOCUMENT  
 CODE: 2013 CBC  
 A SEPARATE PROJECT APPLICATION FOR CONSTRUCTION IS REQUIRED

IDENTIFICATION STAMP  
 STATE OF CALIFORNIA  
 PS 04-113776  
 DATE: OCT 08 2014

**24x40 - 50 PSF STOCKPILE CLASSROOM RELOCATION FOUNDATION PLAN & DETAILS**