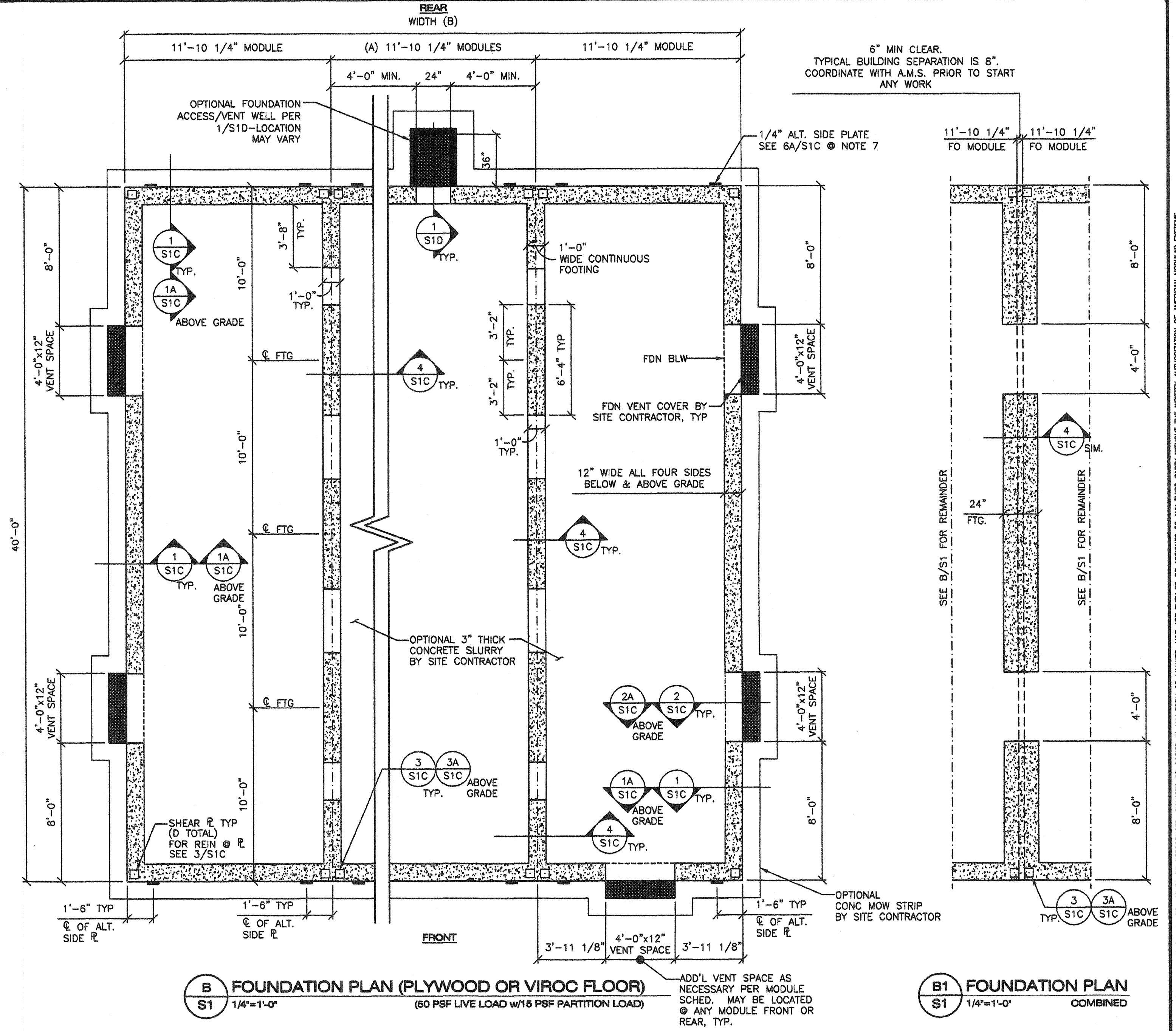


A FOUNDATION PLAN (PLYWOOD OR VIROC FLOOR)
S1 1/4"=1'-0"

A1 FOUNDATION PLAN
S1 1/4"=1'-0" COMBINED



B FOUNDATION PLAN (PLYWOOD OR VIROC FLOOR)
S1 1/4"=1'-0"

B1 FOUNDATION PLAN
S1 1/4"=1'-0" COMBINED

BLDG SIZE (FT)	TOTAL # OF 12' WIDE MODULES	"A" TOTAL # OF CENTER MODULES	"B" TOTAL BLDG WIDTH	TOTAL FLOOR AREA (FT ²)	MIN. TOTAL # 4"x12" VENTS REQ'D	VENT AREA REQ'D (FT ²)	VENT AREA PROVIDED (FT ²)	"D" TOTAL # OF TYPICAL SHEAR PLATES
24x40	2	0	23'-8 1/2"	960	4	6.4	16.0	8
36x40	3	1	35'-6 3/4"	1440	4	9.6	16.0	12
48x40	4	2	47'-5"	1920	4	12.8	16.0	16
60x40	5	3	59'-3 1/4"	2400	4	16.0	16.0	20
72x40	6	4	71'-1 1/2"	2880	5	19.2	20.0	24
84x40	7	5	82'-11 3/4"	3360	6	22.4	24.0	28
96x40	8	6	94'-10"	3840	7	25.6	28.0	32
108x40	9	7	106'-8 1/4"	4320	8	28.8	32.0	36
120x40	10	8	118'-6 1/2"	4800	8	32.0	32.0	40
132x40	11	9	130'-4 3/4"	5280	9	35.2	36.0	44
144x40	12	10	142'-3"	5760	10	38.4	40.0	48

BLDG SIZE (FT)	TOTAL # OF 12' WIDE MODULES	"A" TOTAL # OF CENTER MODULES	"B" TOTAL BLDG WIDTH	TOTAL FLOOR AREA (FT ²)	MIN. TOTAL # 4"x12" VENTS REQ'D	VENT AREA REQ'D (FT ²)	VENT AREA PROVIDED (FT ²)	"D" TOTAL # OF TYPICAL SHEAR PLATES
24x40	2	0	23'-8 1/2"	960	4	6.4	16.0	8
36x40	3	1	35'-6 3/4"	1440	4	9.6	16.0	12
48x40	4	2	47'-5"	1920	4	12.8	16.0	16
60x40	5	3	59'-3 1/4"	2400	4	16.0	16.0	20
72x40	6	4	71'-1 1/2"	2880	5	19.2	20.0	24
84x40	7	5	82'-11 3/4"	3360	6	22.4	24.0	28
96x40	8	6	94'-10"	3840	7	25.6	28.0	32
108x40	9	7	106'-8 1/4"	4320	8	28.8	32.0	36
120x40	10	8	118'-6 1/2"	4800	8	32.0	32.0	40
132x40	11	9	130'-4 3/4"	5280	9	35.2	36.0	44
144x40	12	10	142'-3"	5760	10	38.4	40.0	48

- NOTES:**
- DO NOT INSTALL BUILDING IN AREAS OF WATER FLOW LINES.
 - ULTIMATE 28-DAY CONCRETE COMPRESSIVE STRENGTH SHALL BE 2500 PSI MIN. PROPORTIONED PER TITLE 24, PART 2, SECTION 1905A.3 OR 1905A.4
 - THE REINFORCING BARS MUST BE TESTED PER TITLE 24, PART 2, SECTION 1916A.2 IF CONCRETE WITH A COMPRESSIVE STRENGTH OF 3500 PSI IS SPECIFIED THEN THE TESTING OF THE REINFORCING BARS MAY BE WAIVED PER SECTION 1916A.4. THE CEMENT SHALL BE CERTIFIED PER SECTION 1916A.1
 - REINFORCING STEEL 40,000 PSI MINIMUM, PER ASTM A615
 - MINIMUM SOIL BEARING CAPACITY 1500 PSF.
 - DESIGN SOIL BEARING CAPACITY 1500 PSF.
 - ALTERNATE SIDE PLATES MUST COMPLETELY REPLACE TYPICAL SHEAR PLATES ALONG ANY ONE MODULE LINE (4 ALTERNATE SIDE PLATES @ INTERIOR MODULE LINE AND 2 ALTERNATE SIDE PLATES @ EXTERIOR MODULE LINE.) COMBINATION OF TYPICAL SHEAR PLATES AND ALTERNATE SIDE PLATES ALONG ANY ONE MODULE LINE IS NOT PERMITTED.

- NOTES:**
- DO NOT INSTALL BUILDING IN AREAS OF WATER FLOW LINES.
 - ULTIMATE 28-DAY CONCRETE COMPRESSIVE STRENGTH SHALL BE 2500 PSI MIN. PROPORTIONED PER TITLE 24, PART 2, SECTION 1905A.3 OR 1905A.4
 - THE REINFORCING BARS MUST BE TESTED PER TITLE 24, PART 2, SECTION 1916A.2 IF CONCRETE WITH A COMPRESSIVE STRENGTH OF 3500 PSI IS SPECIFIED THEN THE TESTING OF THE REINFORCING BARS MAY BE WAIVED PER SECTION 1916A.4. THE CEMENT SHALL BE CERTIFIED PER SECTION 1916A.1
 - REINFORCING STEEL 40,000 PSI MINIMUM, PER ASTM A615
 - MINIMUM SOIL BEARING CAPACITY 1500 PSF.
 - DESIGN SOIL BEARING CAPACITY 1500 PSF.
 - ALTERNATE SIDE PLATES MUST COMPLETELY REPLACE TYPICAL SHEAR PLATES ALONG ANY ONE MODULE LINE (4 ALTERNATE SIDE PLATES @ INTERIOR MODULE LINE AND 2 ALTERNATE SIDE PLATES @ EXTERIOR MODULE LINE.) COMBINATION OF TYPICAL SHEAR PLATES AND ALTERNATE SIDE PLATES ALONG ANY ONE MODULE LINE IS NOT PERMITTED.



NO	DATE	DESCRIPTION

DATE: 02/13/09
SCALE: NOTED
DRAWN BY: RL
SERIAL NO.:

CUSTOMER:
2:12 PITCHED ROOF 24' x 40' THRU 120' x 40' RELOCATABLE BUILDINGS
CONCRETE FOUNDATION PLAN 50 P.S.F LIVE LOAD
& 50 P.S.F LIVE LOAD + 15 P.S.F PART. LOAD FLOOR



APPROVALS:
THESE DRAWINGS ARE PRELIMINARY AND NOT FOR CONSTRUCTION UNLESS STAMPED & SIGNED BY THE ENGINEER OF RECORD.



PROJECT NO.
S1-C

THESE DRAWINGS AND SPECIFICATIONS ARE THE PROPERTY OF AMERICAN MODULAR SYSTEMS AND ARE NOT TO BE REPRODUCED, CHANGED OR COPIED IN ANY FORM OR MANNER, NOR ARE THEY TO BE ASSIGNED TO ANY THIRD PARTY WITHOUT THE WRITTEN AUTHORIZATION OF AMERICAN MODULAR SYSTEMS.