


SEE SHEET A8.01
FOR TOILET ROOM
OPTION





KEY NOTES

- 1 ROOF OVERHANG
- 2 HVAC UNIT (HV)
- 3 MODLINE (M)
- 4 FINISH FLOORING (FIN)
- 5 INTERIOR FINISH (FIN)
- 6 ELECTRICAL PANEL (EL)
- 7 2- 8'X4' MARKER BOARDS (SEE SPECIFICATIONS FOR TYPE)
- 8 FIRE EXTINGUISHER - 5 POUNDS DRY CHEMICAL WITH 2A - 10BC UL RATING ON WALL MTD BRACKET, HANDLE AT 48" AFF
- 9 RAMP/LANDING (RAMP)
- 10 SIGNAGE PROVIDED AND INSTALLED BY DISTRICT PRIOR TO OCCUPANCY. 5/A5.01

NOTES

- 1. METAL TAG ON ALL MODULES. MECHANICALLY ATTACHED TO REAR EXTERIOR OF BUILDING, SHOW DSA APPLICATION NUMBER, MANUFACTURER'S NAME AND SERIAL NUMBER, ROOF AND FLOOR DESIGN LIVE LOAD AND DESIGN WIND LOAD
- 2. INSULATION MATERIALS INSTALLED WITHIN FLOOR/CEILING ASSEMBLIES, ROOF-CEILING ASSEMBLIES, WALLS, CRAWL SPACES OR ATTICS SHALL HAVE A FLAME SPREAD RATING NOT TO EXCEED 25 AND A SMOKE DENSITY NOT TO EXCEED 450. EXCEPTIONS:
(1) FOAM PLASTIC INSULATION SHALL COMPLY WITH SECTION 2602
(2) WHEN MATERIALS ARE INSTALLED IN CONCEALED SPACES OF TYPES III, IV, AND V CONSTRUCTION, THE FLAME SPREAD AND SMOKE-DEVELOPED LIMITATIONS DO NOT APPLY TO FACINGS IF THE FACING IS INSTALLED IN SUBSTANTIAL CONTACT WITH THE UNEXPOSED SURFACE OF THE CEILING, FLOOR OR WALL FINISH (CBC SECTION 707.3)
(3) CELLULOSE LOOSE FILL INSULATION SHALL COMPLY WITH CPSC 16 CFR PARTS 1209 AND 1404
- 3. INTERIOR SIDE WALLS MAY BE LOCATED ON EITHER SIDE OF MODLINE
- 4. DISTRICT TO PROVIDE OCCUPANT LOAD SIGN PRIOR TO OCCUPANCY.



PC
CBC 1998

FLOOR PLAN

SCALE: 1/4" = 1'-0"

REVISIONS	Electrical Engineer's Seal	Mechanical Engineer's Seal	Structural Engineer's Seal	Architect's Seal

IDENTIFICATION STAMP
DIV. OF THE STATE ARCHITECT
OFFICE OF REGULATION SERVICES
PC-04
101268
AC. HR. FLA. 4c 90
DATE: SEP 07 1999

MODTECH INC.
2830 BARRETT AVENUE
PERRIS, CALIF. 92572
PH (909) 943-4014
FAX (909) 940-0427

PROJECT NUMBER: _____ © MODTECH, INC. 1999
DRAWN BY: _____ DATE: _____
CHECKED BY: _____ DATE: _____
STOCKPILE #53
CLASS LEASING INC #3513
4012-107 80 MPH
100-24x40 CLASSROOMS
MODTECH Index No. _____

FLOOR PLAN

24'x40' **A1.01**

FILE PATH: 2440-A1.01.DWG 3904, 3905 4010 4032 4086 PROJECT NO. PC-04-101268