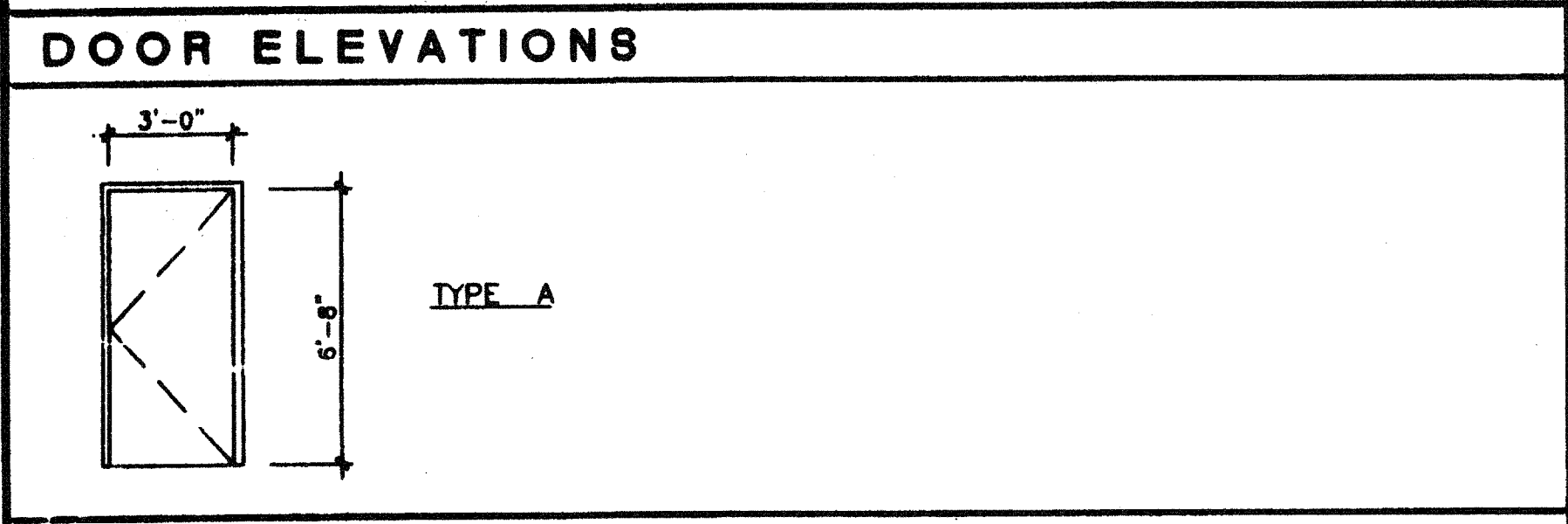


**DOOR SCHEDULE      WINDOW SCHEDULE      ROOM FINISH SCHEDULE      NOTES**


DOORS					FRAMES					NOTE NO.	
DOOR NUMBER	FRAME OPENING SIZE	MATERIAL	TYPE	FIRE RATING	HARDWARE SET NO.	QUANTITY	MATERIAL	HEAD DETAIL	JAMB DETAIL		SILL DETAIL
1	3'-0" X 6'-8"	HM	A	NA	1		HM	7/A6.0	8/A6.0	1/A6.0	5-1/8"

HM - HOLLOW METAL  
 AL - ALUMINUM  
 SST - STAINLESS STEEL  
 STL - STEEL FRAME, 16ga, FULLY WELDED, GALV • EXTERIOR, REPUBLIC "ME" SERIES. PAINT TO  
 WWF - WINDOW WALL FRAME  
 SC - SOLID CORE WOOD  
 HC - HOLLOW CORE WOOD  
 SCL - SOLID CORE WOOD (LEGACY)



- DOOR NOTES**
- DOOR HANDLES FOR LOCKSETS TO BE CENTERED • 40" AFF & DEADBOLTS • 44" AFF. HARDWARE TO BE OPENABLE FROM THE INSIDE WITHOUT ANY SPECIAL KNOWLEDGE OR EFFORT LEVERS TO RETURN TO WITHIN 1/2" OF DOOR.
  - ALL DOORS SHALL BE 1-3/4" THICK UNO DOUBLE LETTERS IN SCHEDULE, INDICATES A PAIR OF DOORS.
  - CLOSURE SHALL BE SET FOR MAXIMUM OPENING PRESSURE OF 8.5 LBS • EXTERIOR DOORS AND 5.0 LBS • INTERIOR DOORS.
  - PLACE SIGN OVER EXIT DOORS: THESE DOORS TO REMAIN UNLOCKED DURING BUSINESS HOURS. SIGNAGE IS NOT IN MODTECH CONTRACT

AMT.	TYPE	WIDTH	HEIGHT	FINISH	GLASS TYPE	WIN. NO.
2	I	8'-0"	4'-0"	ANODIZED	7/32" MIN, SOLAR GRAY 46%, DUAL GLAZE	A



- WINDOW NOTES**
- 8040 XOX ANODIZED ALUMINUM, DUAL GLAZING, 7/32" MIN TEMPERED GLASS OF SOLAR GRAY WITH A LIGHT TRANSMISSION FACTOR OF 46%, ALL OPERABLE SASH SHALL HAVE SCREENS.

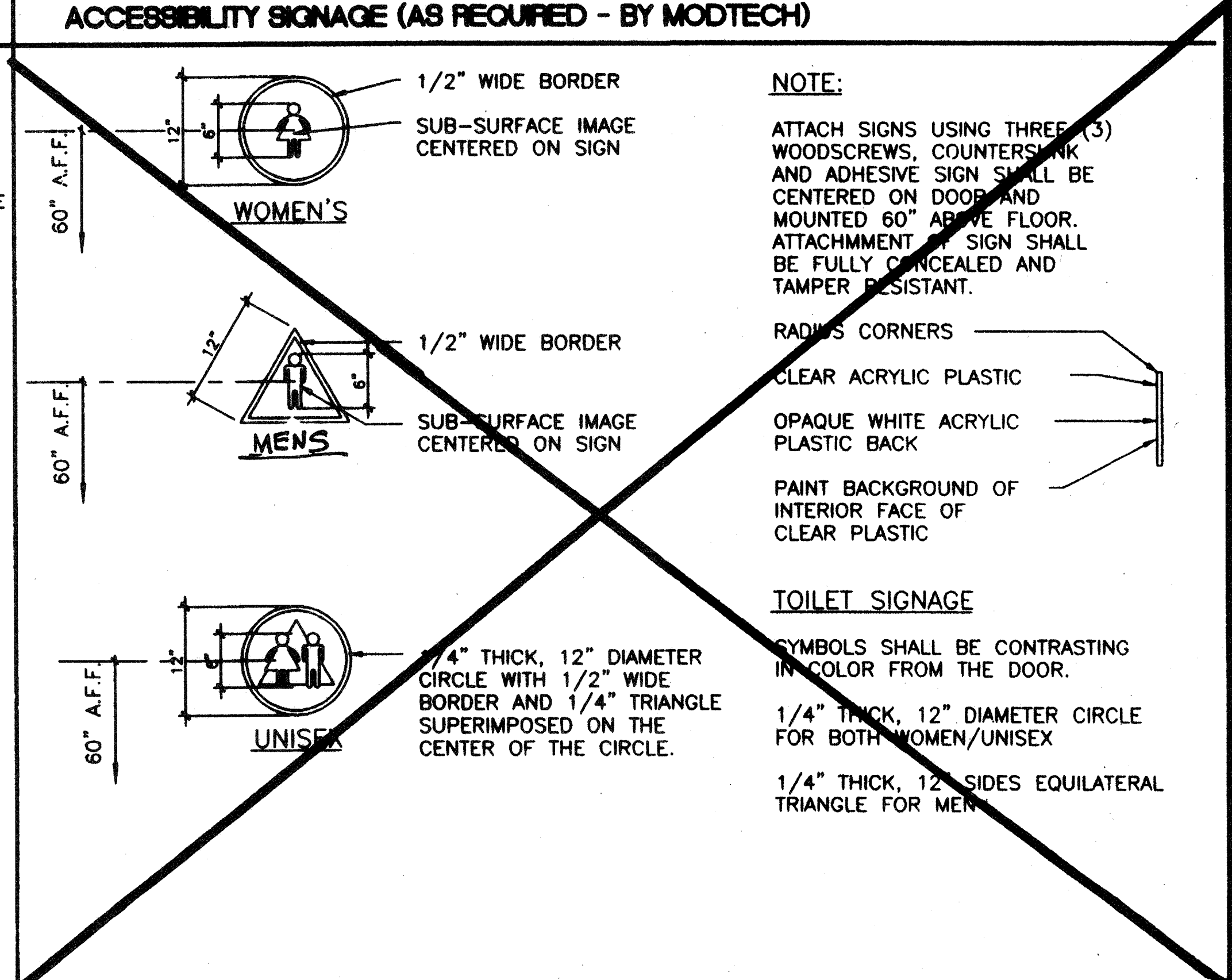
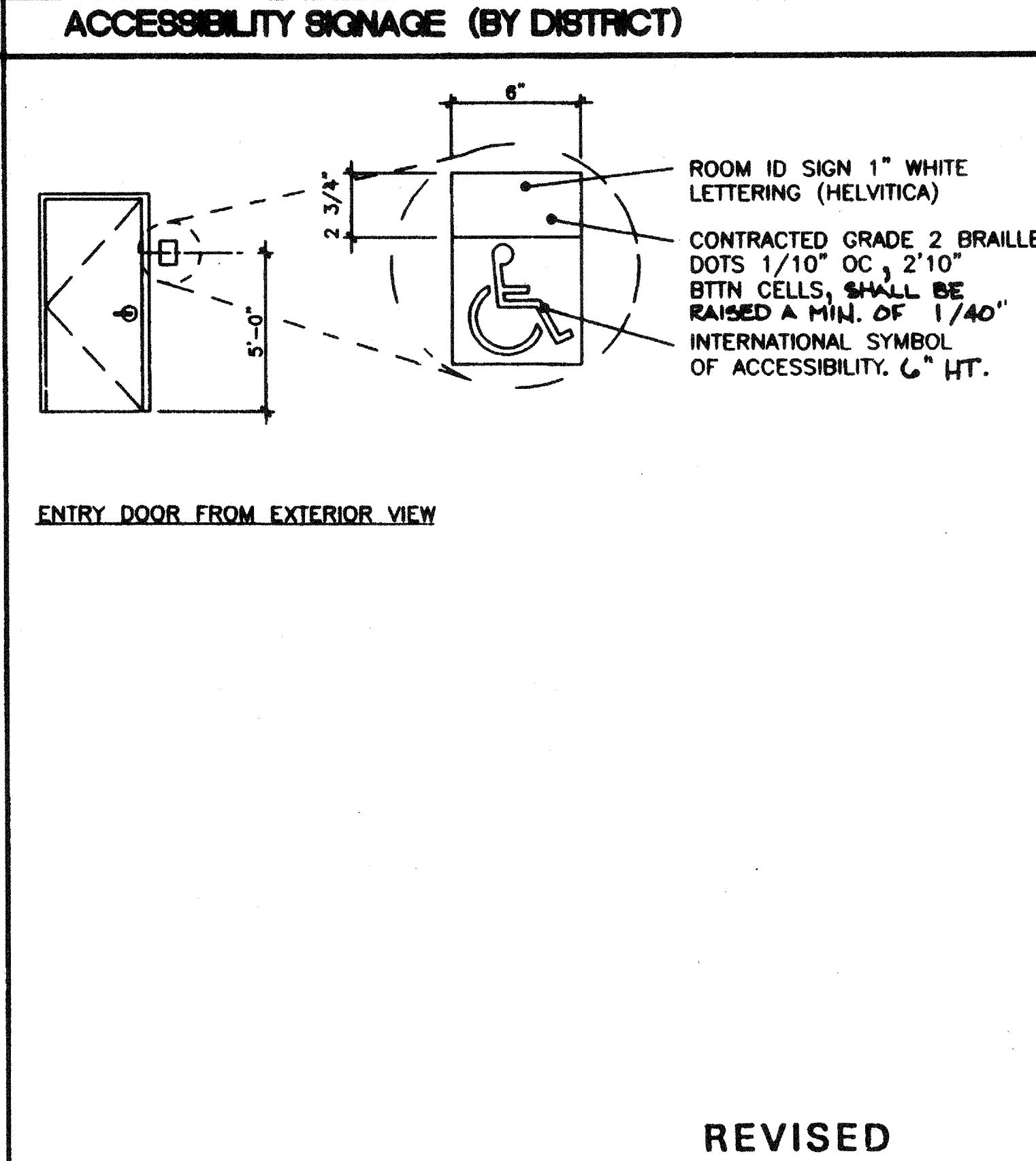
- WINDOW NOTES**
- 8040 XOX ANODIZED ALUMINUM, DUAL GLAZING, 7/32" MIN TEMPERED GLASS OF SOLAR GRAY WITH A LIGHT TRANSMISSION FACTOR OF 46%, ALL OPERABLE SASH SHALL HAVE SCREENS.

ROOM NUMBER	ROOM NAME	FINISHES							REMARKS
		FLOOR	BASE	WALLS			CEILING	CEILING HEIGHT	
1	CLASSROOM	A	D	F FRONT	F LEFT	F REAR	F RIGHT	L	8'-6"

- FINISH NOTES**
- SUB-FLOOR PREP:**  
 PREPARATION FOR SUB FLOOR TO ACCEPT FINISH FLOORING IS BY FLOORING CONTRACTOR. PLYWOOD SUB FLOOR IS 2.4.1 PLYWOOD. OUTER PLY IS PLUGGED AND TOUCH SANDED, ANY DEFORMITIES DUE TO STANDARD CONSTRUCTION PRACTICES SHALL BE FILLED AND SANDED BY FLOORING CONTRACTOR. THE JOINT AT THE MODULE JOINING SHALL NOT BE LARGER THAN 1/8" AND SHALL BE FILLED AND SANDED BY FLOORING CONTRACTOR.

1. ALL FINISHES SHALL COMPLY WITH C.B.C. CHAPTERS 3,6,7,8, & 10 & C.F.C. & TITLE 19 C.C.R.

- HARDWARE SCHEDULE**
- HARDWARE SET #1 (For 30x40 BLDGS. & 40x40 BLDGS. USE HARDWARE SET #7)**
- LOCKSET - SCHLAGE D70PD, RHODES LEVER, OR EQUAL
  - BUTTS - 1-1/2 PAIR HAGER 1279 BB 4-1/2 x 4-1/2 NRP 26D OR EQUAL
  - CLOSER - NORTON 8501 BFD / 900 BFD CAL ROYAL OR EQUAL
  - THRESHOLD - PEMCO 271A OR EQUAL
  - DOOR BOTTOM - PEMCO 216AV OR EQUAL
  - WEATHERSTRIP - PEMCO 299AV OR EQUAL
- HARDWARE SET #2 (INTERIOR PASSAGE)**
- LOCKSET - SCHLAGE D10S WITH RHODES LEVER, OR EQUAL
  - BUTTS - 1-1/2 PAIR HAGER 1279 4-1/2 x 4-1/2 OR EQUAL
- HARDWARE SET #3 (INTERIOR / OFFICE LOCKABLE)**
- LOCKSET - SCHLAGE D53PD, WITH RHODES LEVER OR EQUAL
  - BUTTS - 1-1/2 PAIR HAGER 1279 4-1/2 x 4-1/2 26D
- HARDWARE SET #4 (INTERIOR / DOUBLE CLASSROOM LOCKABLE)**
- LOCKSET - SCHLAGE D66PD, WITH RHODES LEVER OR EQUAL
  - BUTTS - 1-1/2 PAIR HAGER 1279 4-1/2 x 4-1/2 26D
- HARDWARE SET #5 (INTERIOR TOILET ROOM / PRIVACY)**
- LOCKSET - SCHLAGE D40S OR EQUAL
  - BUTTS - 1-1/2 PAIR HAGER 1279 4-1/2 x 4-1/2 26D
- HARDWARE SET #6 (INTERIOR STOREROOM)**
- LOCKSET - SCHLAGE D80PD WITH RHODES LEVER OR EQUAL
  - BUTTS - 1-1/2 PAIR HAGER 1279 4-1/2 x 4-1/2 26D
- HARDWARE SET #7 (PANIC)**
- LOCKSET - VON DUPRIN 99L PANIC HARDWARE OR EQUAL
  - BUTTS - 1-1/2 PAIR HAGER 1279 BB 4-1/2 x 4-1/2 NRP 26D OR EQUAL
  - CLOSER - NORTON 8501 BFD / 900 BFD CAL ROYAL OR EQUAL
  - THRESHOLD - PEMCO 271A OR EQUAL
  - DOOR BOTTOM - PEMCO 216AV OR EQUAL
  - WEATHERSTRIP - PEMCO 299AV OR EQUAL



**REVISIONS**

1				
2				
3				
4				
5				

Electrical Engineer's Seal    Mechanical Engineer's Seal    Structural Engineer's Seal    Architect's Seal    Division of the State Architect

PC-206  
 JUN 15 1997

**MODTECH INC.**  
 2830 BARRETT AVENUE  
 PERRIS, CALIF. 92572  
 PH (909) 943-4014  
 FAX (909) 940-0427

PROJECT NUMBER: 2986    © MODTECH, INC. 1997

drawn by: 4012-088  
 checked by: 05 JAN 99  
 Modtech project no:  
 MODTECH Index No.

IDENTIFICATION STAMP  
 DIV. OF THE STATE ARCHITECT  
 OFFICE OF REGULATION SERVICES  
 AC / FLS / SS / TN  
 Date: JUN 07 1999

APP#3 117168  
 Date: JUN 04 2016

**STKP-42**  
 11/24/98

**A5.0**

PROJECT NO. 2986