

GENERAL NOTES

- 7. Thermal insulation:
 - A) Roof insulation: R-19 Unfaced.
 - B) Walls insulation: R-11 Kraft Faced.
 - C) Floors insulation: R-11 Kraft Faced.
- 8. Flame spread and smoke development shall conform to California Building Code sec. 707. Factory-mode air ducts shall be approved for the use intended or shall conform to the requirements of U.M.C. Standard No. 6-1. Each portion of a factory-mode air duct system shall be identified by the manufacturer with a label of other suitable identification indicating compliance with U.M.C. Standard No. 6-1 and its class designation. These ducts shall be listed and shall be installed in accordance with the terms of their listing and the requirements of UMC STD. 6-1.

THESE DRAWINGS COMPLY WITH THE ENERGY CONSERVATION REQUIREMENTS OF TITLE 24 OF THE STATE OF CALIFORNIA

BUILDING FIXTURES, EQUIPMENT, & APPLIANCE SPECIFICATIONS

- C. Grab Bars - 1-1/4" Diameter, 18 ga., 304 stainless steel, satin finish, 1-1/2" stand off from wall, concealed or exposed mounting. Structural strength of grab bars (250# min.), mounting length (see floor plan), and configuration shall be as required by Title 24, section 2-411.C.
- D. Toilet Room Mirrors - Bobrick B165 or equal, 18x30 stainless steel chrome framed, mounted above each toilet room sink at 4'40" max.
- E. Sewer And Water Slub Outs - shall be located within the allowable area as shown on floor plan and connections should be easily accessible for future relocation. Slub out height should be coordinated by the manufacturer.
- F. Piping - Water, copper type "L", 95/5 solder, Waste, drain and vent ABS.
- 1. Water Heater - Champion E51-20V-0155 20Gal. with 3/4082 water heater pan, TP1100A-40 1&P valve and 678N copper flex.

BUILDING PLUMBING STANDARDS:

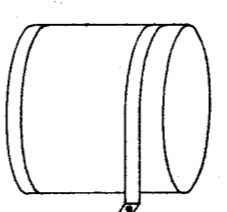
- 1. All toilets shall be Kohler - Kingston #K-4330. All flush valves for toilets shall be Sloan - Regal Flushometer #1111. All seats shall be Berms #1935C. Provide 4x solid blocking at mounting areas. Provide four (4) non-slip feet. (See Title 24, section 2-411.C) #091-0285 or equal.
- 2. All lavatories shall be cast iron porcelain finished Kohler - Hudson #K-2863. All faucets shall be Chicago #602-4336CP. P-trap may be Dabrom Brass Company #704 assembly or equal 17 ga. P-trap. Compression stops may be Brasscraft #OCR 19 CS or equal. Provide stainless steel broded connectors of least 16" long. Mounting brackets shall Juy R. Smith #0723. Provide backing plate and solid blocking as required by the manufacturer.
- 3. All urinals shall be Kohler - Berdon Superior #K-4960-ET. All urinal flush valves shall be Sloan - Regal Flushometer #186-170.

FIGURE SCHEDULE

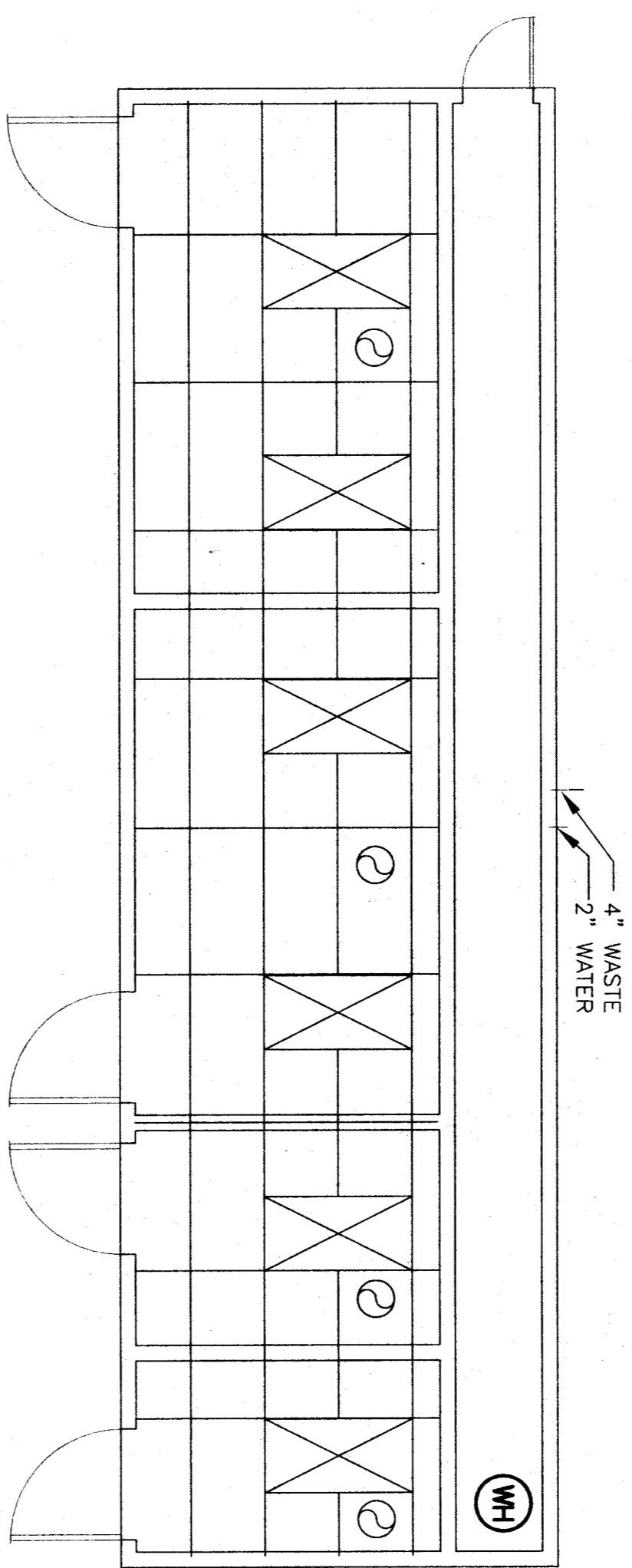
FIGURE NO.	FIGURE TYPE	MANUFACTURER PART NO.	MOUNTING HEIGHT
1	H.C. WATER CLOSET	ELDER OR EQUAL	17" TO 18" SEE 15
2	CHILD'S WATER CLOSET	ELDER OR EQUAL	15" TO 16" SEE 15
3	PRE-SOL. WATER CLOSET	ELDER OR EQUAL	15" TO 16" SEE 15
4	LAVATORY	ELDER OR EQUAL	17" TO 18" SEE 15
5	H.C. URINAL	ELDER OR EQUAL	15" TO 16" SEE 15
6	URINAL	ELDER OR EQUAL	15" TO 16" SEE 15
7	GRAB BAR	ELDER OR EQUAL	24" TO 48" SEE 15
8	MIRROR		
9	SOAP DISPENSER		
10	PAPER TOWEL		
11	SEAT PROTECTOR		
12			
13			
14			
15			

EXHAUST FAN

NO.	DISCRPTION	CFM	WATS	PRES.	ELECT.	WALL MOUNTED 180W INPUT
WEF-1	EXHAUST FAN	100	1050	.10"	115-14"	
WEF-2						
WEF-3						




WATER HEATER SUPPORT DETAIL



MECHANICAL LAYOUT


SCALE: 1/4"=1'-0"



CROSS SECTION

SCALE: 1/4"=1'-0"

12 X 40
RELOCATABLE
BUILDING



American Modular Systems

333 EAST CARNEGIE CT. MANTeca, CALIFORNIA 95337
PHONE (209) 825-1921 FAX (209) 825-7018

CUSTOMER:
BAKERSFIELD CITY SCHOOL DISTRICT

MECHANICAL PLAN & NOTES

DATE: 09-30-02
SCALE: NONE
DRAWN BY: Y.A.
CHECKED BY:
SERIAL NO.

NO.	DATE	DESCRIPTION

NOTE
STUB OUT LOCATIONS FOR WATER, WASTE AND GAS ARE DIAGRAMMICAL ONLY. GENERAL EXACT LOCATIONS MAY VARY +/- 4". GENERAL SYSTEMS FOR EXISTING LOCATIONS POINT OF CONNECTION WILL BE AT THE FACE OF THE BUILDING.

THESE DRAWINGS AND / OR SPECIFICATIONS AND / OR CALCULATIONS FOR THESE ITEMS LISTED BELOW HAVE BEEN PREPARED BY OTHER DESIGN PROFESSIONALS WHO ARE LICENSED AND AUTHORIZED TO PREPARE SUCH DRAWINGS IN THIS STATE. THESE DRAWINGS HAVE BEEN REVIEWED BY THE ARCHITECT AND APPROVED FOR CONSTRUCTION. THE ARCHITECT'S REVIEW IS LIMITED TO THE TITLE 24 CALIFORNIA CODE OF REGULATIONS AND THE PROJECT SPECIFICATIONS. THE ITEMS LISTED BELOW ARE ACCEPTABLE FOR INCORPORATION INTO THE CONSTRUCTION OF THIS PROJECT. FOR WHICH, THE ARCHITECT HAS NO RESPONSIBILITY. THE ARCHITECT'S REVIEW IS LIMITED TO THE TITLE 24 CALIFORNIA CODE OF REGULATIONS AND THE PROJECT SPECIFICATIONS. A LIST OF ITEMS HAS BEEN REFERRED AND ACCEPTED FOR DRAWINGS. A LIST OF ALL ACCEPTED ITEMS HAS BEEN REFERRED AND ACCEPTED FOR DRAWINGS. A LIST OF ALL ACCEPTED ITEMS HAS BEEN REFERRED AND ACCEPTED FOR DRAWINGS.

[Signature]
DATE: 09/30/02

FILE NO. 08-106605
OFFICE OF THE STATE ARCHITECT
OFFICE OF REGULATION SERVICES
DATE: 09/30/02

PROJECT NO.
SHEET NO. 1