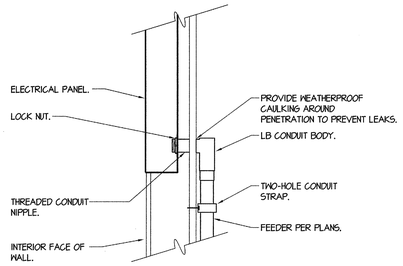

1 CONDUIT PENETRATION AT ELECTRICAL PANEL

NTS

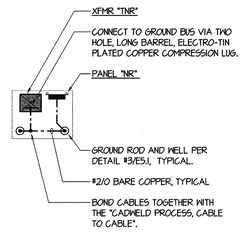

6 BONDING AND GROUNDING - PANEL "NR"

NTS

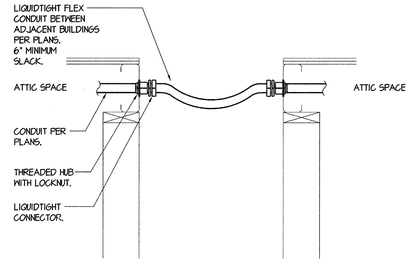

10 CONDUIT CONNECTION BETWEEN ADJACENT BUILDINGS

NTS

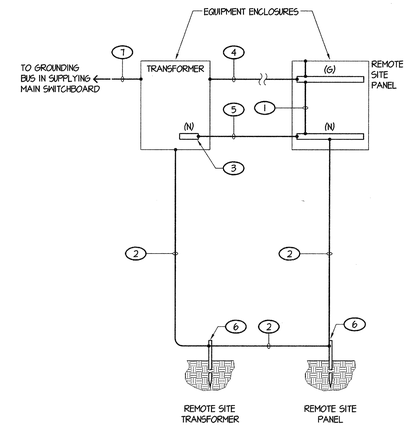

NOTES (THIS DETAIL ONLY):

1. SYSTEM BONDING JUMPER PER C.E.C. 250.30 (A), (1).
2. FULL SIZE GROUNDING ELECTRODE CONDUCTOR PER C.E.C., TABLE 250.66.
3. NEUTRAL BAR.
4. SUPPLY SIDE BONDING JUMPER PER C.E.C. 250.30 (A), (2).
5. NEUTRAL CONDUCTOR PER FEEDER SCHEDULE.
6. 5/8" DIA. ROD ELECTRODE PER C.E.C. 250.52 (A), (5).
7. EQUIPMENT GROUND CONDUCTOR PER C.E.C., TABLE 250.122.

LEGEND:

(G) DENOTES THE GROUND BUS OR BAR

(N) DENOTES THE NEUTRAL BUS OR BAR

GENERAL NOTE:

ALL MATERIALS AND METHODS USED IN GROUNDING AND BONDING SHALL COMPLY WITH C.E.C. ARTICLE 250.

13 REMOTE TRANSFORMER "TNR" AND REMOTE PANEL "NR" - GROUNDING AND BONDING

NTS

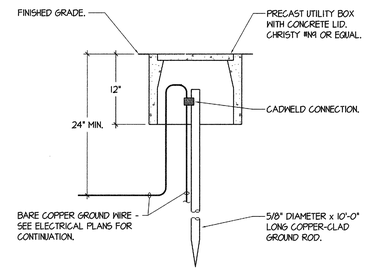

2 GROUND ROD DETAIL

NTS

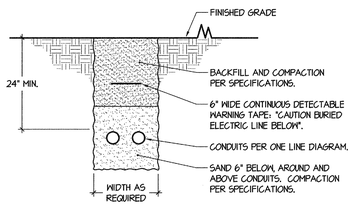

7 TRENCH DETAIL

NTS

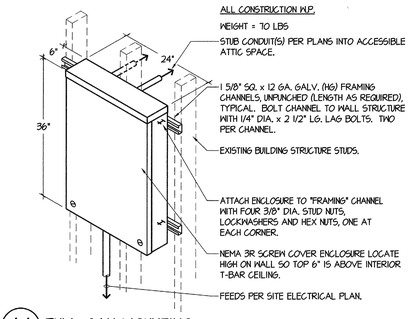

11 PULL CAN MOUNTING

NTS

PULL BOX	SB #2	PB #2	
W	30 1/4"	16 1/4"	
L	48 1/4"	27"	

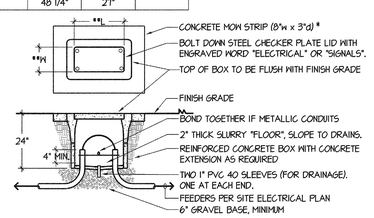

*NOTE: WHERE PULL BOX IS ADJACENT TO CONCRETE WALK, EXTEND MOWSTRIP TO CONNECT WITH WALK. FOAM SEAL ALL CONDUITS IN YARD BOXES.

**NOTE: INTERIOR DIMENSIONS MEASURED AT "BASE" OF PULL BOX.

3 POWER PULL BOX

CHRISTY OR EQUAL

NTS

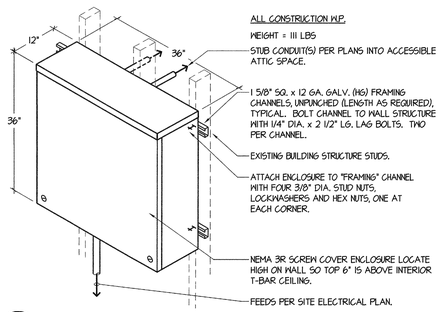

8 SIGNALS PULL ENCLOSURE MOUNTING

NTS

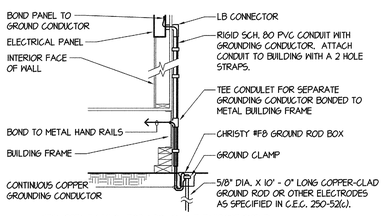

TEST SPECIFICATION FOR GROUNDING ELECTRODE SYSTEM -
THE GROUNDING ELECTRODE(S) SHALL BE TESTED BY THE FALL OF POTENTIAL METHOD AS SPECIFIED IN IEEE STD. 81-1983 & SHOWN TO BE 25 OHMS OR LESS. A COPY OF THE TEST REPORT SHALL BE SUBMITTED TO THE ARCHITECT. PROJECT INSPECTOR SHALL WITNESS TEST.

4 GROUNDING ELECTRODE SYSTEM

BOND ADJACENT MODULES TOGETHER WITH 1 #6 CU.

NTS

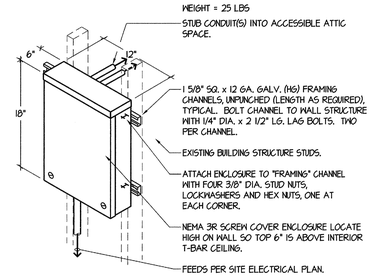

5 PULL CAN MOUNTING

NTS

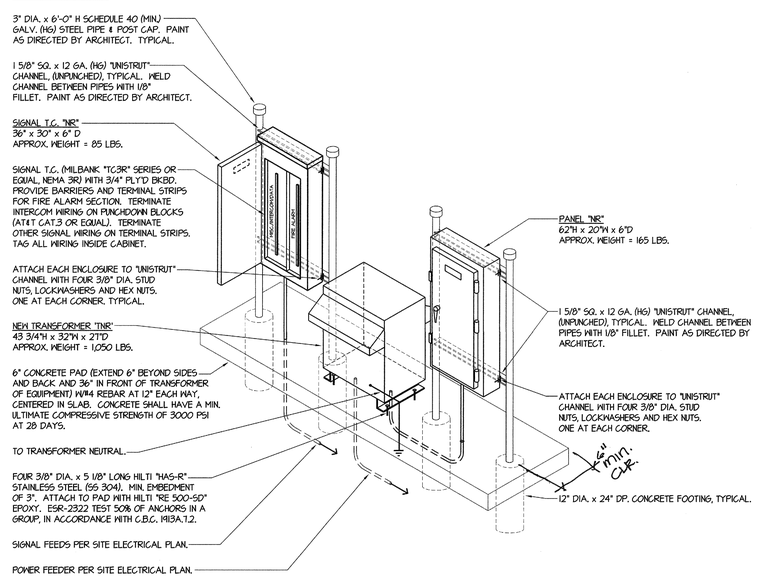

9 SIGNAL T.C. "NR", TRANSFORMER "TNR" AND PANEL "NR" MOUNTING

NTS

MARK	DATE	REVISIONS
1		
2		
3		

CHECK AND VERIFY ALL DIMENSIONS BEFORE PROCEEDING WITH THE WORK. REPORT DISCREPANCIES TO THE ARCHITECT. ALL CONSTRUCTION SHALL CONFORM TO THE C.B.C.

HORACE MANN ELEMENTARY SCHOOL

SITE IMPROVEMENTS FOR (4) MODULAR CLASSROOMS

2710 NILES STREET

FOR

BAKERSFIELD SCHOOL DISTRICT

BAKERSFIELD, KERN COUNTY, CALIFORNIA

IDENTIFICATION STAMP
DIV. OF THE STATE ARCHITECT
OFFICE OF REGULATION SERVICES
APPL: 03-116978
FILE: 15-6
AC FLS SS FCC
DATE: MAY 0 8 2016

PTN : 63321-206

SCARCHITECT INC.
1601 NEW STINE ROAD, SUITE 280
BAKERSFIELD, CA 93309
PH: (661) 397-4377
FAX: (661) 397-4378
WWW.SCARCHITECT.COM

LICENSED ARCHITECT STEPHEN J. CORBIN No. C-16788 CALIFORNIA

STEPHEN J. CORBIN, NCARB, AIA, LEED AP BD+C

REGISTERED PROFESSIONAL ENGINEER THEODORE W. ROSS No. E-11620 Exp. 6/30/17 ELECTRICAL STATE OF CALIFORNIA

Rose Sing and Associates, Inc.
Electrical Consultants
131 S. Dunworth – (559)733-2671
Visalia, California 93292-6705

DETAILS

-

JOB NO.
1218
DRAWN : CS
CHECKED : DS
DATE : 04-26-16

5.1

OF . SHEETS

Z:\Drafting\Jobs\RSA\SCHOOLS\BFELD\Bakersfield City Schools\Horace Mann\15-1.dwg DATE SAVED: 04/25/16 DATE PLOTTED: 04/25/16 BY: Casey JOB #: 15096-J1