

THESE DRAWINGS AND ALL MATERIAL CONTAINED HEREIN ARE THE PROPERTY OF SILVERCREEK INDUSTRIES, INC. (SCI Inc) AND SHALL NOT BE REPRODUCED, COPIED OR OTHERWISE DISPOSED OF DIRECTLY OR INDIRECTLY AND SHALL NOT BE USED IN WHOLE OR IN PART TO ASSIST IN THE MAKING OF OR FOR THE PURPOSE OF FURNISHING ANY INFORMATION FOR THE MAKING OF DRAWINGS, PRINTS, APPARATUS OR PARTS THEREOF WITHOUT THE FULL KNOWLEDGE AND WRITTEN CONSENT OF SCI Inc. ALL PATENTABLE MATERIAL CONTAINED HEREIN AND ORIGINATING WITH SCI Inc SHALL BE THE PROPERTY OF SCI Inc.

SILVER CREEK INDUSTRIES, INC.
 BUILDING FOR THE NEXT GENERATION
SILVER CREEK
 195 EAST MORGAN FERRIS, CALIFORNIA 92571
 PHONE: 951-943-8393 FAX: 951-943-2211

PROJECT NAME:
CLASS LEASING CLASSROOM BLDG'S
 SHEET TITLE:
WALL FRAMING DETAILS WOOD STUDS

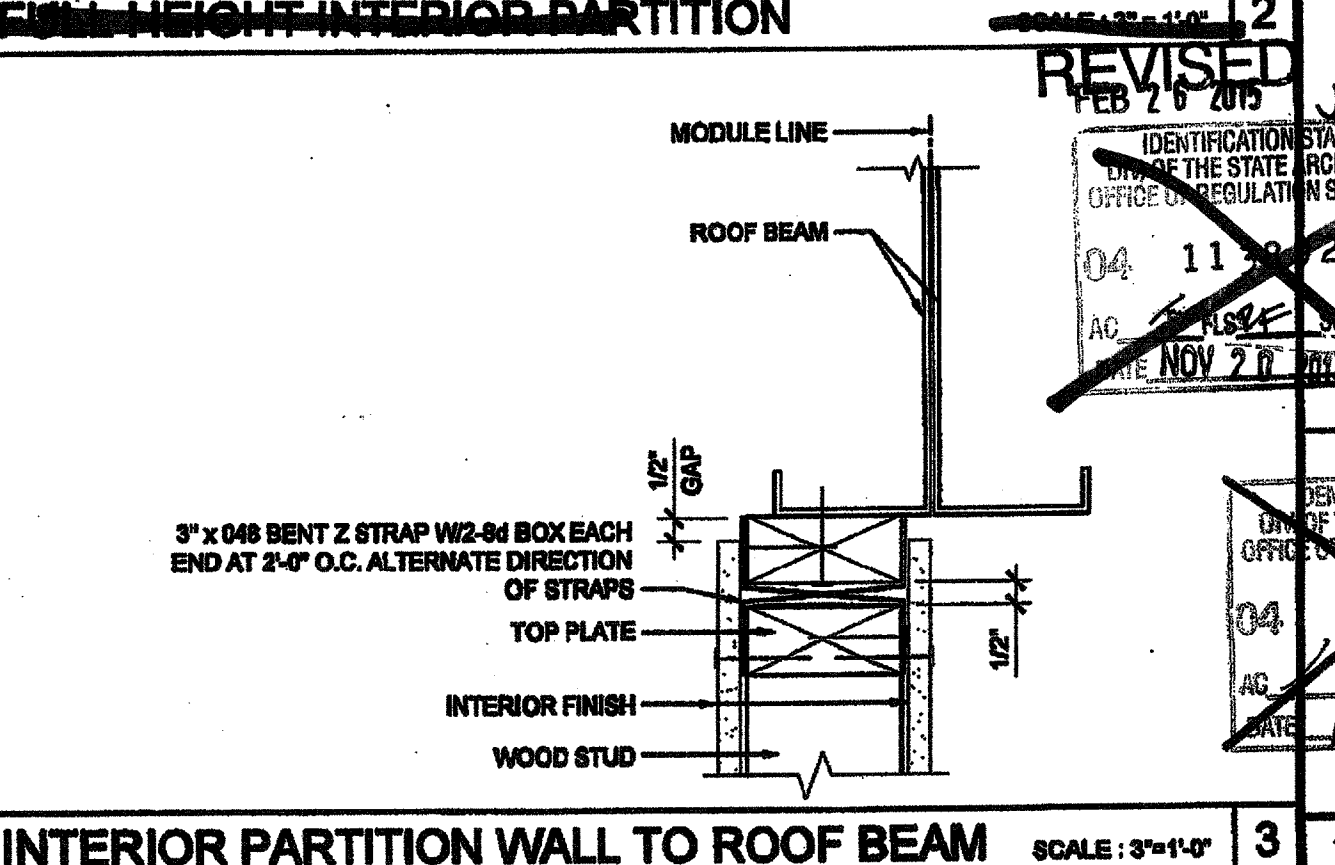
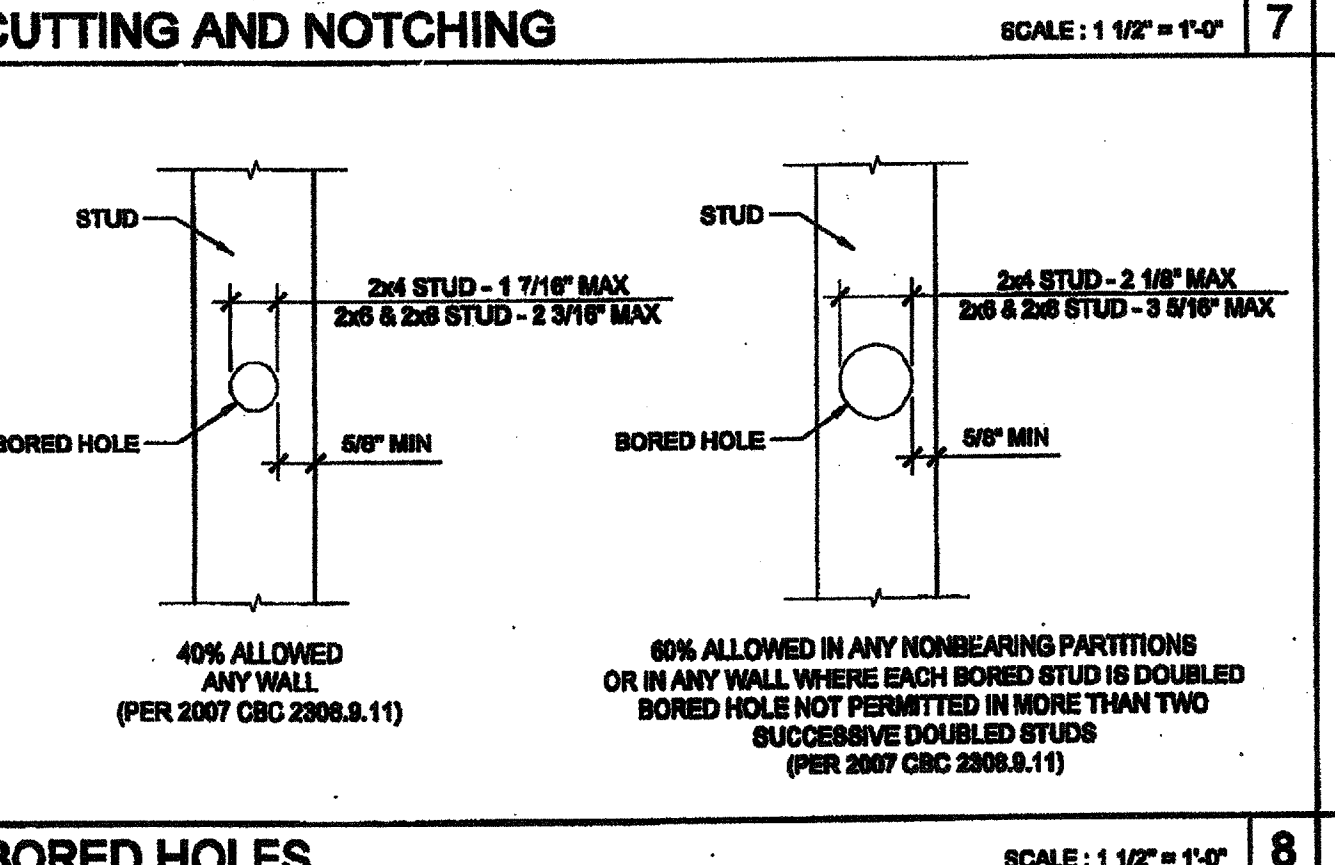
STAVARES
 ARCHITECT
 33152121 10000
 951-943-8393
 12/23/2011
 ARCHITECT OF RECORD
 SUBMISSION DATE
 04 11 2012
 DATE NOV 7 7 2011
 04 11 2012
 DATE AUG 28 2011

INTERIOR PARTITION SCALE: 3" = 1'-0" 14

COLUMN HEIGHT	OPENING SIZE	EXT FINISH	HEADER				SILL				FULL HEIGHT KING STUD					
			NUMBER	SIZE	LUMBER TYPE	OC	NUMBER	SIZE	LUMBER TYPE	OC	NUMBER	SIZE	LUMBER TYPE	OC		
LESS THAN 9'-0"	3070	NO PLASTER	(1)	2x8	HF	#2	N/A		(1)	2x8	HF	#2				
		NO PLASTER (OPT)	(1)	2x8	DF	#2	N/A		(1)	2x8	DF	#2				
		W/ PLASTER	(1)	2x8	HF	#2	N/A		(1)	2x8	HF	#2				
4070	3070	NO PLASTER	(1)	2x8	HF	#2	N/A		(1)	2x8	HF	#2				
		NO PLASTER (OPT)	(1)	2x8	DF	#2	N/A		(1)	2x8	DF	#2				
		W/ PLASTER	(1)	2x8	HF	#2	N/A		(1)	2x8	HF	#2				
6040	3070	NO PLASTER	(1)	2x8	DF	#2	(1)	2x8	HF	#2	(2)	2x8	DF	#2		
		NO PLASTER (OPT)	(1)	2x8	DF	#2	(1)	2x8	DF	#2	(2)	2x8	DF	#2		
		W/ PLASTER	(1)	2x8	DF	#2	(1)	2x8	DF	#2	(2)	2x8	DF	#2		
6040	4070	NO PLASTER	(1)	2x8	HF	#2	(1)	2x8	HF	#2	(2)	2x8	DF	#2		
		NO PLASTER (OPT)	(1)	2x8	DF	#2	(1)	2x8	DF	#2	(2)	2x8	DF	#2		
		W/ PLASTER	(1)	2x8	HF	#2	(1)	2x8	HF	#2	(2)	2x8	DF	#2		
6040	6040	NO PLASTER	(1)	2x8	DF	#2	(1)	2x8	DF	#2	(2)	2x8	DF	#2		
		NO PLASTER (OPT)	(1)	2x8	DF	#2	(1)	2x8	DF	#2	(2)	2x8	DF	#2		
		W/ PLASTER	(1)	2x8	DF	#2	(1)	2x8	DF	#2	(2)	2x8	DF	#2		

INTERIOR PARTITION SCALE: 3" = 1'-0" 12

COLUMN HEIGHT	OPENING SIZE	EXT FINISH	HEADER				SILL				FULL HEIGHT KING STUD					
			NUMBER	SIZE	LUMBER TYPE	OC	NUMBER	SIZE	LUMBER TYPE	OC	NUMBER	SIZE	LUMBER TYPE	OC		
LESS THAN 9'-0"	3070	NO PLASTER	(1)	2x8	HF	#2	N/A		(1)	2x8	HF	#2				
		NO PLASTER (OPT)	(1)	2x8	DF	#2	N/A		(1)	2x8	DF	#2				
		W/ PLASTER	(1)	2x8	HF	#2	N/A		(1)	2x8	HF	#2				
4070	3070	NO PLASTER	(1)	2x8	DF	#2	N/A		(1)	2x8	DF	#2				
		NO PLASTER (OPT)	(1)	2x8	DF	#2	N/A		(1)	2x8	DF	#2				
		W/ PLASTER	(1)	2x8	DF	#2	N/A		(1)	2x8	DF	#2				
6040	3070	NO PLASTER	(1)	2x8	DF	#2	(1)	2x8	DF	#2	(2)	2x8	DF	#2		
		NO PLASTER (OPT)	(1)	2x8	DF	#2	(1)	2x8	DF	#2	(2)	2x8	DF	#2		
		W/ PLASTER	(1)	2x8	DF	#2	(1)	2x8	DF	#2	(2)	2x8	DF	#2		
6040	4070	NO PLASTER	(1)	2x8	HF	#2	(1)	2x8	HF	#2	(2)	2x8	DF	#2		
		NO PLASTER (OPT)	(1)	2x8	DF	#2	(1)	2x8	DF	#2	(2)	2x8	DF	#2		
		W/ PLASTER	(1)	2x8	HF	#2	(1)	2x8	HF	#2	(2)	2x8	DF	#2		
6040	6040	NO PLASTER	(1)	2x8	DF	#2	(1)	2x8	DF	#2	(2)	2x8	DF	#2		
		NO PLASTER (OPT)	(1)	2x8	DF	#2	(1)	2x8	DF	#2	(2)	2x8	DF	#2		
		W/ PLASTER	(1)	2x8	DF	#2	(1)	2x8	DF	#2	(2)	2x8	DF	#2		

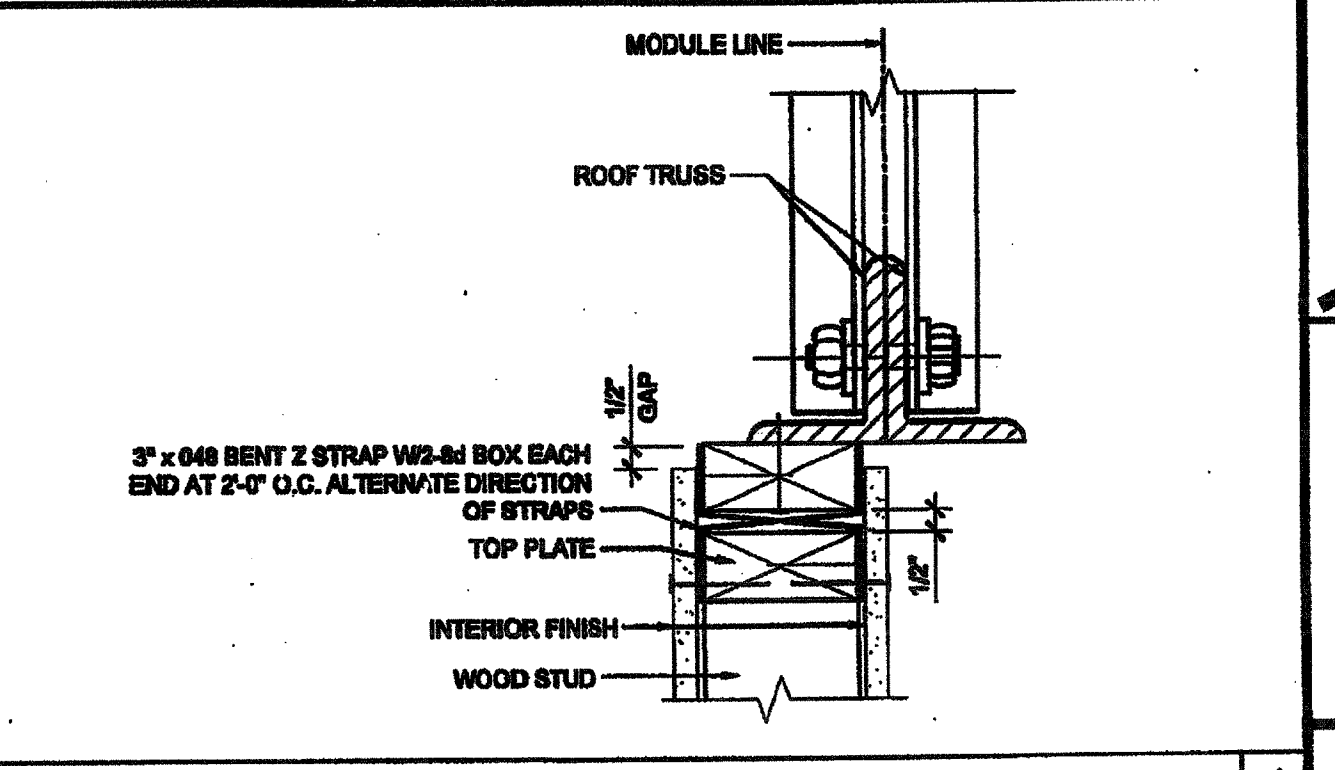



INTERIOR PARTITION WALL TO ROOF BEAM SCALE: 3" = 1'-0" 3

COLUMN HEIGHT	OPENING SIZE	EXT FINISH	HEADER				SILL				FULL HEIGHT KING STUD					
			NUMBER	SIZE	LUMBER TYPE	OC	NUMBER	SIZE	LUMBER TYPE	OC	NUMBER	SIZE	LUMBER TYPE	OC		
9'-0" TO 10'-0"	3070	NO PLASTER	(1)	2x8	HF	#2	N/A		(1)	2x8	HF	#2				
		NO PLASTER (OPT)	(1)	2x8	DF	#2	N/A		(1)	2x8	DF	#2				
		W/ PLASTER	(1)	2x8	HF	#2	N/A		(1)	2x8	HF	#2				
4070	3070	NO PLASTER	(1)	2x8	DF	#2	N/A		(1)	2x8	DF	#2				
		NO PLASTER (OPT)	(1)	2x8	DF	#2	N/A		(1)	2x8	DF	#2				
		W/ PLASTER	(1)	2x8	DF	#2	N/A		(1)	2x8	DF	#2				
6040	3070	NO PLASTER	(1)	2x8	DF	#2	(1)	2x8	DF	#2	(2)	2x8	DF	#2		
		NO PLASTER (OPT)	(1)	2x8	DF	#2	(1)	2x8	DF	#2	(2)	2x8	DF	#2		
		W/ PLASTER	(1)	2x8	DF	#2	(1)	2x8	DF	#2	(2)	2x8	DF	#2		
6040	4070	NO PLASTER	(1)	2x8	HF	#2	(1)	2x8	HF	#2	(2)	2x8	DF	#2		
		NO PLASTER (OPT)	(1)	2x8	DF	#2	(1)	2x8	DF	#2	(2)	2x8	DF	#2		
		W/ PLASTER	(1)	2x8	HF	#2	(1)	2x8	HF	#2	(2)	2x8	DF	#2		
6040	6040	NO PLASTER	(1)	2x8	DF	#2	(1)	2x8	DF	#2	(2)	2x8	DF	#2		
		NO PLASTER (OPT)	(1)	2x8	DF	#2	(1)	2x8	DF	#2	(2)	2x8	DF	#2		
		W/ PLASTER	(1)	2x8	DF	#2	(1)	2x8	DF	#2	(2)	2x8	DF	#2		

INTERIOR PARTITION WALL TO ROOF TRUSS SCALE: 3" = 1'-0" 4

COLUMN HEIGHT	OPENING SIZE	EXT FINISH	HEADER				SILL				FULL HEIGHT KING STUD					
			NUMBER	SIZE	LUMBER TYPE	OC	NUMBER	SIZE	LUMBER TYPE	OC	NUMBER	SIZE	LUMBER TYPE	OC		
9'-0" TO 10'-0"	3070	NO PLASTER	(1)	2x8	HF	#2	N/A		(1)	2x8	HF	#2				
		NO PLASTER (OPT)	(1)	2x8	DF	#2	N/A		(1)	2x8	DF	#2				
		W/ PLASTER	(1)	2x8	HF	#2	N/A		(1)	2x8	HF	#2				
4070	3070	NO PLASTER	(1)	2x8	DF	#2	N/A		(1)	2x8	DF	#2				
		NO PLASTER (OPT)	(1)	2x8	DF	#2	N/A		(1)	2x8	DF	#2				
		W/ PLASTER	(1)	2x8	DF	#2	N/A		(1)	2x8	DF	#2				
6040	3070	NO PLASTER	(1)	2x8	DF	#2	(1)	2x8	DF	#2	(2)	2x8	DF	#2		
		NO PLASTER (OPT)	(1)	2x8	DF	#2	(1)	2x8	DF	#2	(2)	2x8	DF	#2		
		W/ PLASTER	(1)	2x8	DF	#2	(1)	2x8	DF	#2	(2)	2x8	DF	#2		
6040	4070	NO PLASTER	(1)	2x8	HF	#2	(1)	2x8	HF	#2	(2)	2x8	DF	#2		
		NO PLASTER (OPT)	(1)	2x8	DF	#2	(1)	2x8	DF	#2	(2)	2x8	DF	#2		
		W/ PLASTER	(1)	2x8	HF	#2	(1)	2x8	HF	#2	(2)	2x8	DF	#2		
6040	6040	NO PLASTER	(1)	2x8	DF	#2	(1)	2x8	DF	#2	(2)	2x8	DF	#2		
		NO PLASTER (OPT)	(1)	2x8	DF	#2	(1)	2x8	DF	#2	(2)	2x8	DF	#2		
		W/ PLASTER	(1)	2x8	DF	#2	(1)	2x8	DF	#2	(2)	2x8	DF	#2		



2x6 OPENING STUDS SCHEDULE 19

COLUMN HEIGHT	EXT FINISH	WOOD WALL FRAMING				4\"/>				
		NUMBER	SIZE	LUMBER TYPE	OC	NUMBER	SIZE	LUMBER TYPE	OC	
LESS THAN 9'-0"	NO PLASTER	(1)	2x6	HF	#2	2x6	HF	#2	2x6	OC
	NO PLASTER (OPT)	(1)	2x6	DF	#2	2x6	DF	#2	2x6	OC
	W/ PLASTER	(1)	2x6	HF	#2	2x6	HF	#2	2x6	OC
9'-0" TO 10'-0"	NO PLASTER	(1)	2x6	HF	#2	2x6	HF	#2	2x6	OC
	NO PLASTER (OPT)	(1)	2x6	DF	#2	2x6	DF	#2	2x6	OC
	W/ PLASTER	(1)	2x6	HF	#2	2x6	HF	#2	2x6	OC

2x8 WALL FRAMING SCHEDULE 20

COLUMN HEIGHT	EXT FINISH	WOOD WALL FRAMING				4\"/>				
		NUMBER	SIZE	LUMBER TYPE	OC	NUMBER	SIZE	LUMBER TYPE	OC	
LESS THAN 9'-0"	NO PLASTER	(1)	2x8	HF	#2	2x8	HF	#2	2x8	OC
	NO PLASTER (OPT)	(1)	2x8	DF	#2	2x8	DF	#2	2x8	OC
	W/ PLASTER	(1)	2x8	HF	#2	2x8	HF	#2	2x8	OC
9'-0" TO 10'-0"	NO PLASTER	(1)	2x8	HF	#2	2x8	HF	#2	2x8	OC
	NO PLASTER (OPT)	(1)	2x8	DF	#2	2x8	DF	#2	2x8	OC
	W/ PLASTER	(1)	2x8	HF	#2	2x8	HF	#2	2x8	OC

NOT USED 9

NOT USED 10

PROJECT SPECIFIC STATE AGENCY APPROVAL
 ORIGINAL PC STATE AGENCY APPROVAL
 REVISIONS
 SILVER CREEK INDUSTRIES
 24' x 40' PC
 PROJECT NO:
 DRAWN BY:
 SCALE: AS NOTED
 DATE: 12-22-11
 P.C. SHEET NUMBER
S-5.11 STKP 126
 IDENTIFICATION STAMP
 DIV. OF THE STATE ARCHITECT
 APP03 116973
 AC FLS SS
 DATE FEB 1 0 2012