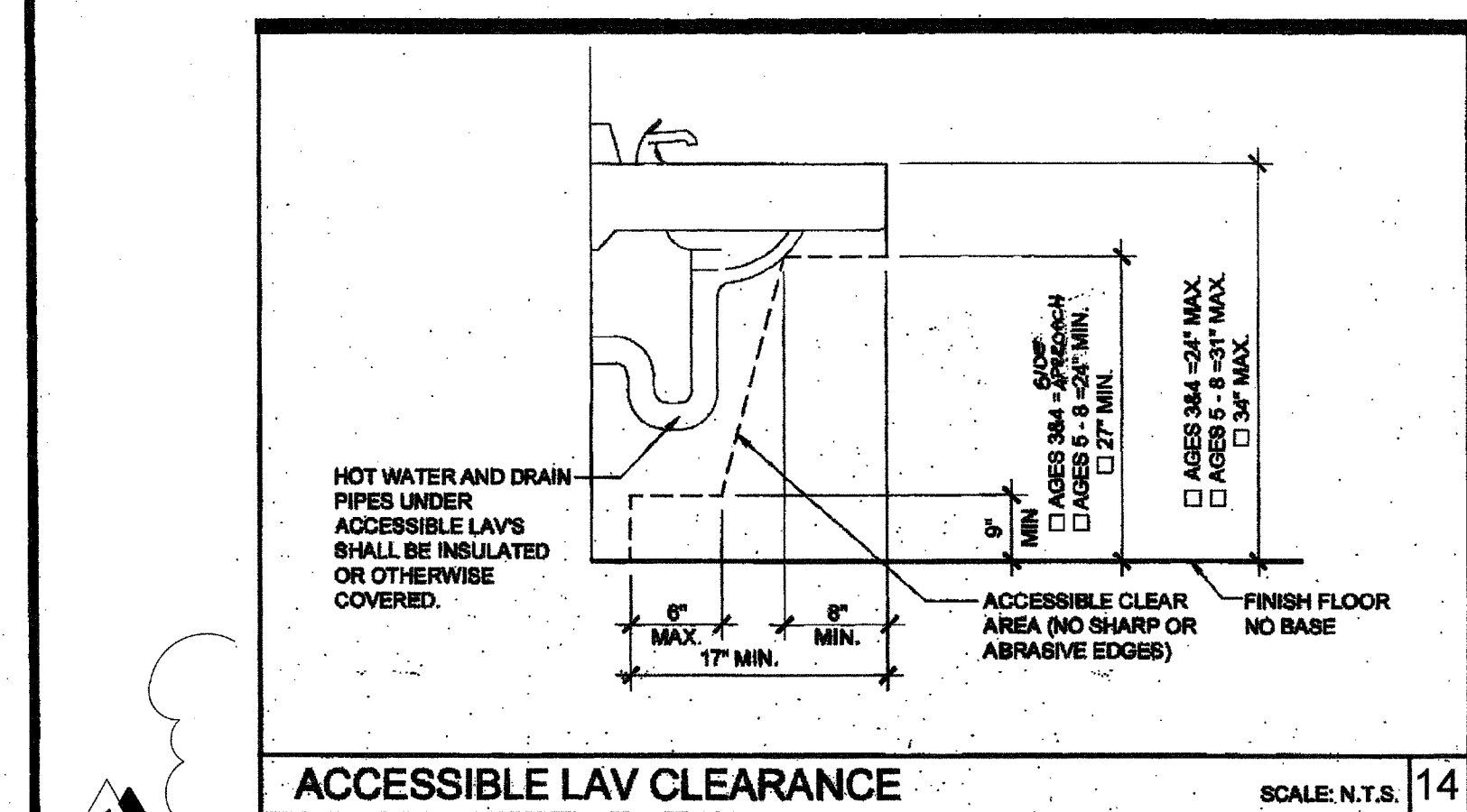
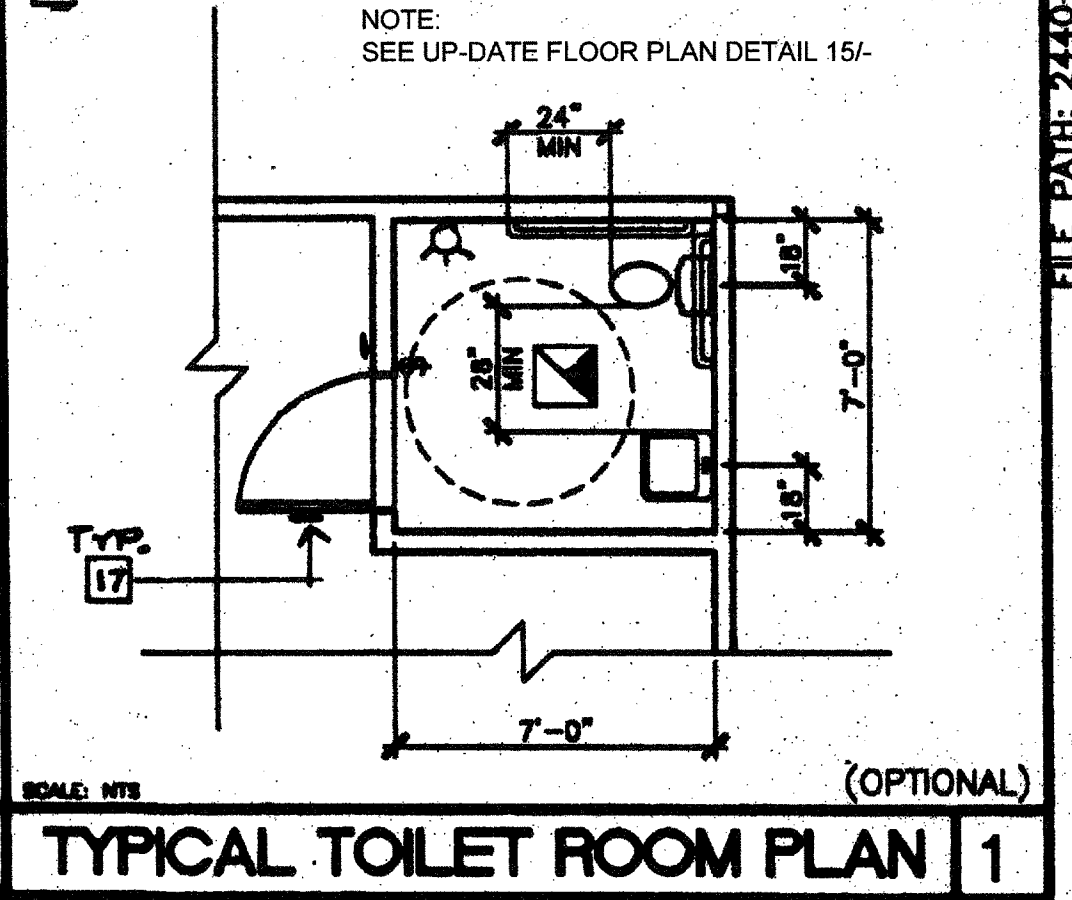
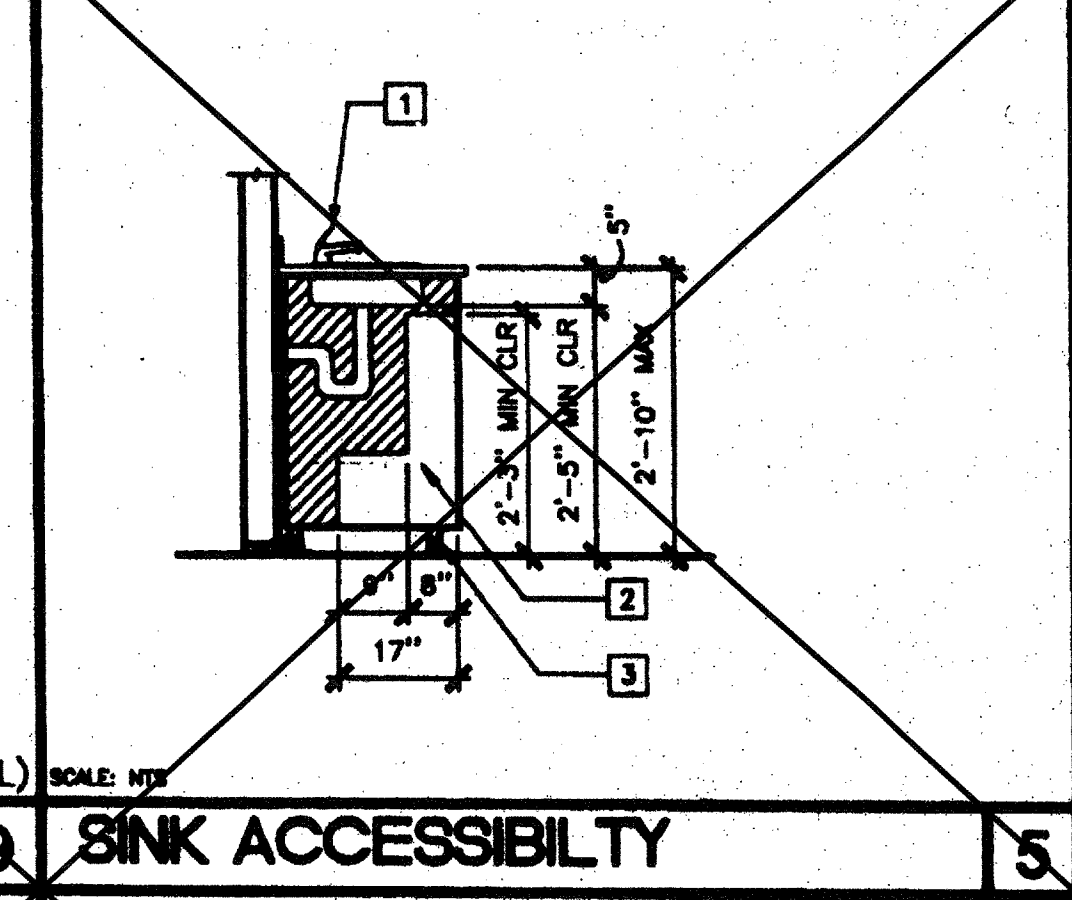
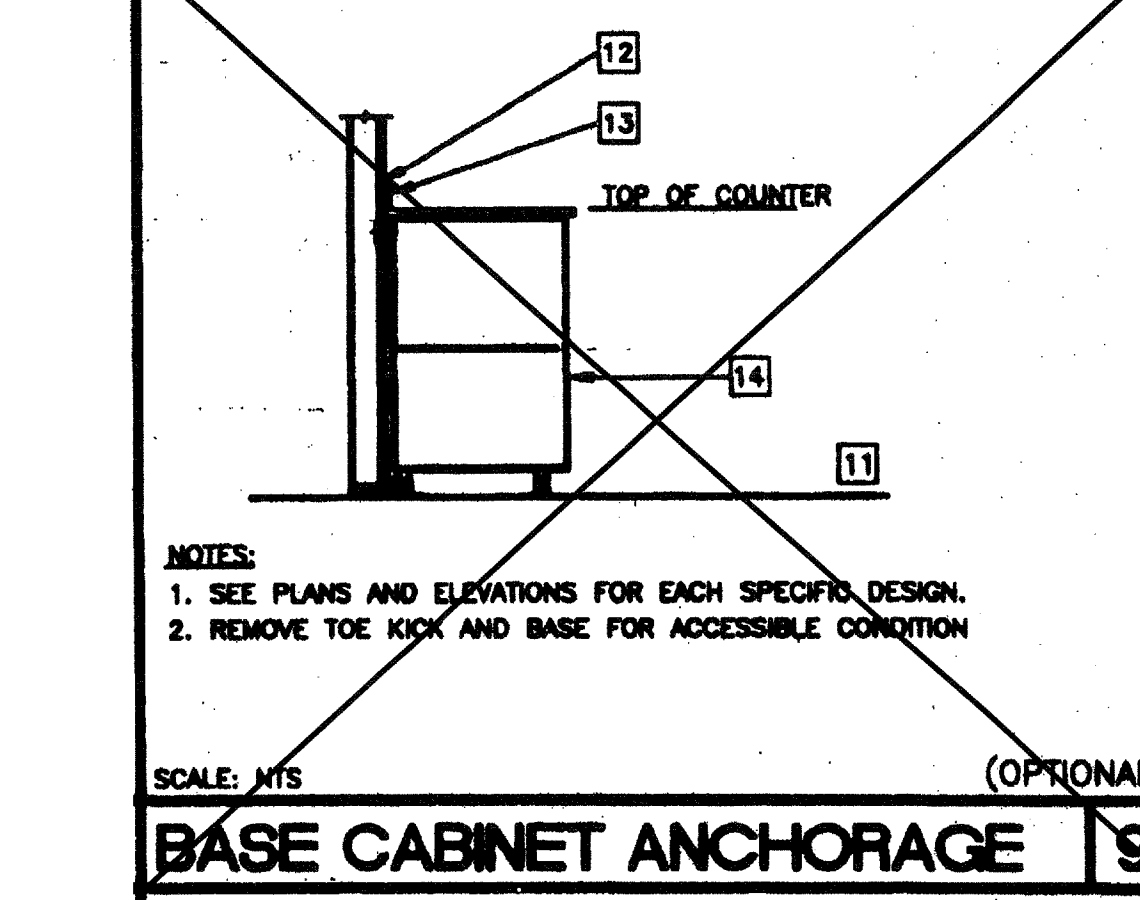


- ### KEY NOTES
1. FAUCET MECHANISM SHALL BE OPERABLE WITH ONE HAND AND SHALL NOT REQUIRE TIGHT GRASPING, PINCHING OR TWISTING OF THE WRIST. MAX OPERATING FORCE REQUIRED: 5lbs.
 2. ACCESSIBLE CLEAR AREA (NO SHARP OR ABRASIVE EDGES)
 3. REMOVABLE TOEKICK
 4. SILL PLATE
 5. GRADE
 6. SOV
 7. BY OTHERS
 8. #12 WOOD SCREWS MIN. 12" OC MIN 2 1/2" INTO 3/4" BLOCKING 2 SCREWS PER CABINET AT EACH BACKING LOCATIONS TYPICAL
 9. WALL HUNG CASEWORK
 10. ANCHORAGE: 3x4 BLOCKING WITH PAIR OF SIMPSON A35 FRAMING CLIPS EACH END OF EACH BLOCK VERIFY VERTICAL SPACING
 11. FINISH GRADE
 12. 4"x22 GA CONTINUOUS METAL STRAPS WITH #14 STMS AT 24" OC
 13. BACK SPLASH
 14. BASE CABINET
 15. TALL CASEWORK
 16. TOP SET BASE



THE DIVISION OF THE STATE ARCHITECT, OFFICE OF REGULATION SERVICES RECOMMENDS THE FOLLOWING DIMENSIONS AS ADEQUATELY SERVING THE NEEDS OF CHILDREN IN PROJECTS UNDER THEIR JURISDICTION. THESE RECOMMENDATIONS ARE BASED ON TABLE 11B-604.8 SUGGESTED DIMENSIONS FOR WATER CLOSETS SERVING CHILDREN AGES 3 TO 12. * 44" MAX PER CODE.

ACCESSIBILITY DIMENSIONS	RECOMMENDED ACCESSIBLE HEIGHT (DIMS)			
	ADULT	AGES 9 THROUGH 12	AGES 5 THROUGH 8	AGES 3 AND 4
TOILET CENTERING FROM WALL	17" - 18"	15" - 16"	12" - 15"	12"
TOILET SEAT HEIGHT (DIM TO TOP OF SEAT)	17" - 19"	15" - 17"	12" - 15"	11" - 12"
GRAB BAR HEIGHT (TO TOP)	33" - 36"	25" - 27"	20" - 25"	18" - 20"
TOILET PAPER IN FRONT OF TOILET	7" - 9"	7" - 9"	7" - 9"	7" - 9"
NAPKIN DISPOSAL IN FRONT OF TOILET	12" MAX.	12" MAX.	N/A	N/A
MIRROR HEIGHT (TO BOTTOM OF GLASS)	40" MAX.	40" MAX.	38" MAX.	32" MAX.
DISPENSER HEIGHT	19" MIN.	17" - 19"	14" - 17"	14"
LAVATORY/SINK TOP HEIGHT	34" MAX.	34" MAX.	31" MAX.	24" MAX.
LAVATORY/SINK KNEE CLEARANCE	27" MIN.	27" MIN.	24" MIN.	19" MIN.
URINAL LIP HEIGHT	17" MAX.	17" MAX.	15" MAX.	15" MIN.
URINAL FLUSH HANDLE HEIGHT	44" MAX.	44" MAX.	37" MAX.	32" MAX.
DRINKING FOUNTAIN BUBBLER HEIGHT (L.O.N.)	38" MAX.	30" MAX.	30" MAX.	30" MAX.
DRINKING FOUNTAIN KNEE CLEARANCE	27" MIN.	27" MIN.	SIZE APPROX.	SIZE APPROX.
RAMP/STAIR HANDRAIL HEIGHT (TO TOP)	34" - 38"	34" - 38"	34" - 38"	34" - 38"



STANDARD DIMENSIONS

STANDARD DIMENSIONS	SUGGESTED HEIGHT (DIMS)			
	ADULT	AGES 9 THROUGH 12	AGES 5 THROUGH 8	AGES 3 AND 4
TOILET CENTERING FROM WALL/PARTITION	15" MIN	15" MIN	15" MIN	15" MIN
TOILET SEAT HEIGHT/DIM TO TOP OF SEAT	15"	15"	15"	15"
TOILET CLEARANCE/FRONT	24"	24"	24"	24"
URINAL LIP HEIGHT	24"	24"	16"	16"
URINAL CENTER FROM WALL/PARTITION	12"	12"	12"	12"

PLUMBING ACCESSORIES (REF. ONLY - MODELS FURNISHED AND INSTALLED BY DISTRICT U.N.O.)

A. SOAP DISPENSER: LIQUID SOAP DISPENSER 4" MAX. PROJECTION	C. TOILET PAPER HOLDER: SINGLE ROLL SEMI-RECESSED OR 3" MAX PROJECTION
B. PAPER TOWEL DISPENSER/TRASH BIN COMBO: SURFACE MOUNTED 4" MAX. PROJECTION-CANNOT ENCR OACH INTO 30x48 CLEAR SPACE OF FIXTURE	D. TOILET SEAT DISPENSER: SURFACE MOUNTED

A-ADULT, E-AGES 9-12, K-AGES 3-8

ACCESSIBILITY 13

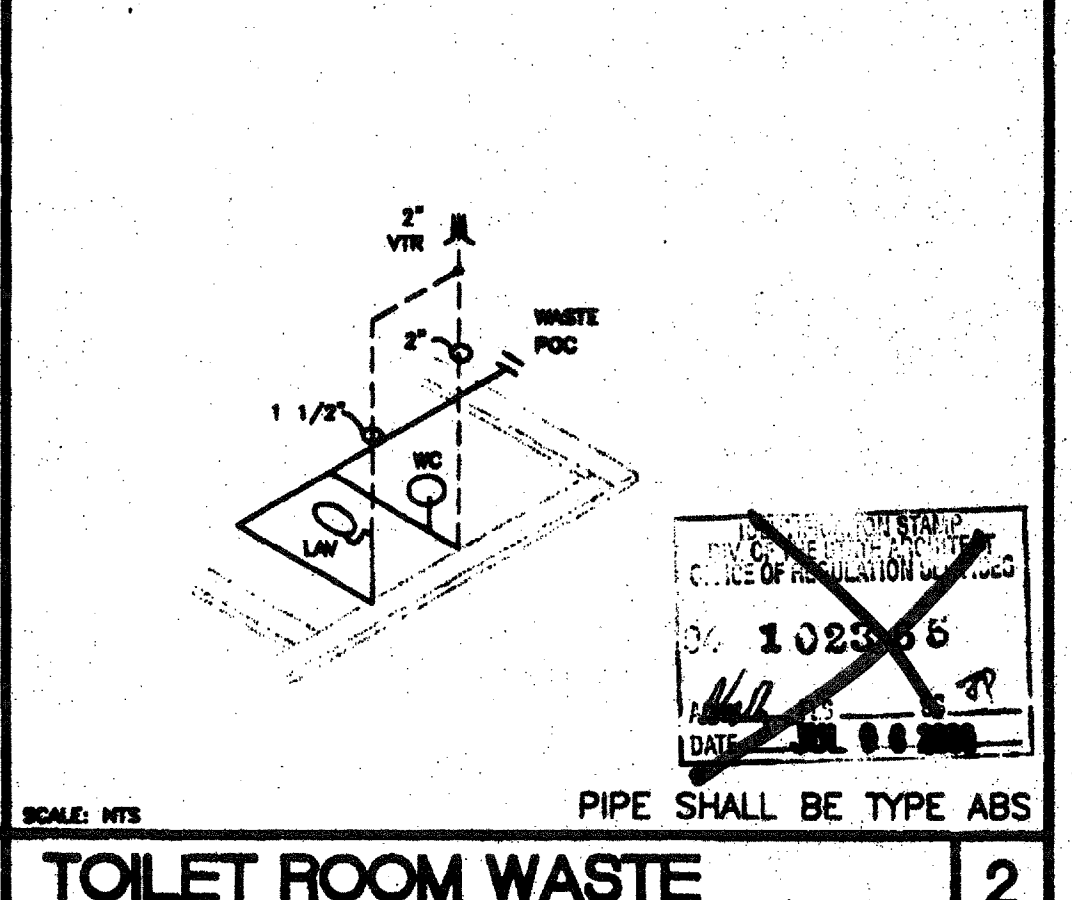
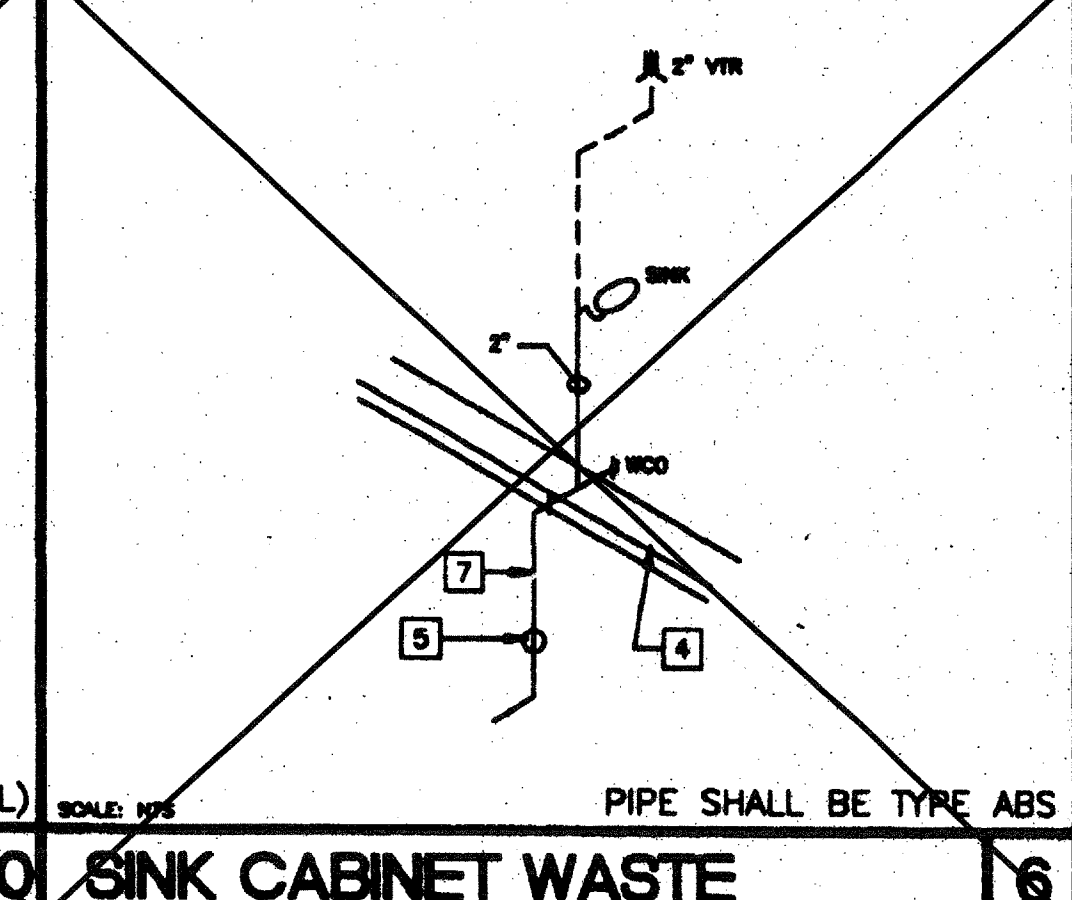
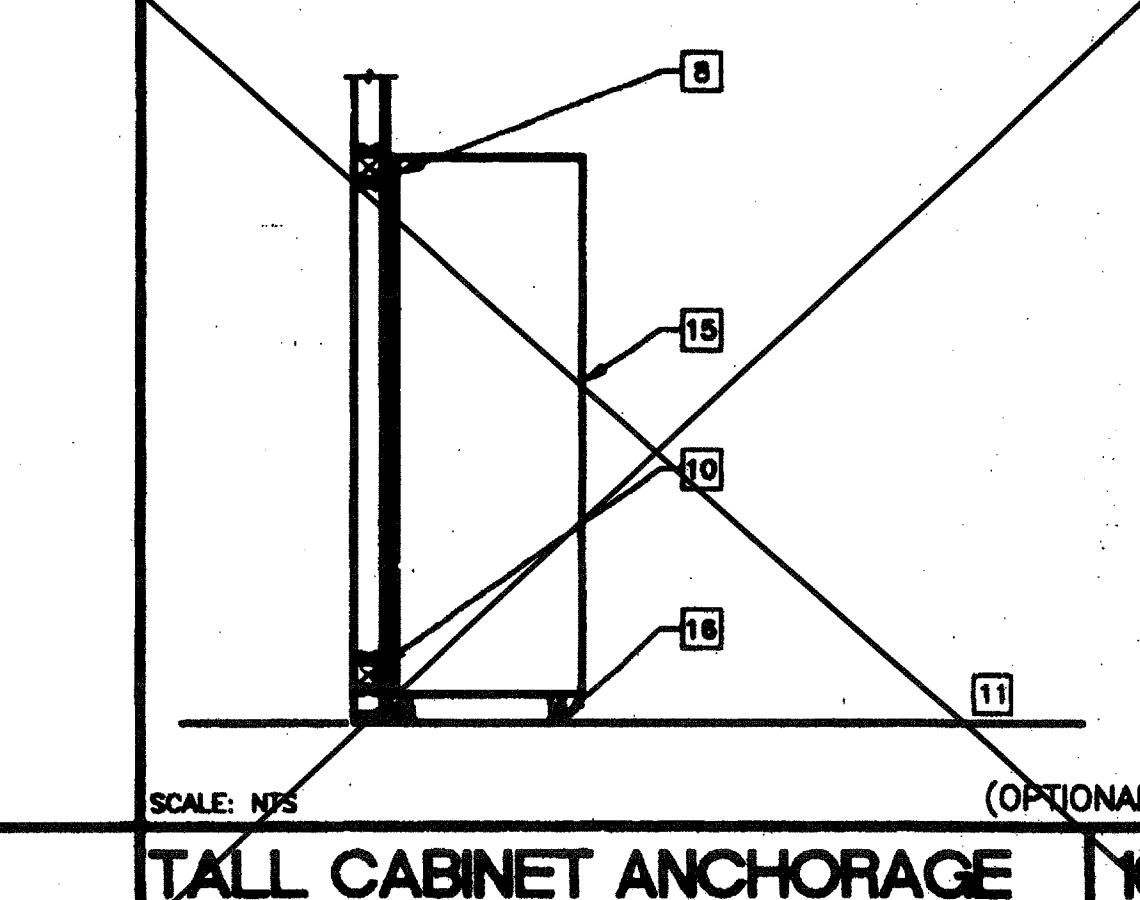
RECESSED OR SEMI RECESSED

ACCESSIBILITY DIMENSIONS	SUGGESTED HEIGHT (DIMS)			
	ADULT	AGES 9 THROUGH 12	AGES 5 THROUGH 8	AGES 3 AND 4
TOILET CENTERING FROM WALL/PARTITION	15" MIN	15" MIN	15" MIN	15" MIN
TOILET SEAT HEIGHT/DIM TO TOP OF SEAT	15"	15"	15"	15"
TOILET CLEARANCE/FRONT	24"	24"	24"	24"
URINAL LIP HEIGHT	24"	24"	16"	16"
URINAL CENTER FROM WALL/PARTITION	12"	12"	12"	12"

PLUMBING ACCESSORIES (REF. ONLY - MODELS FURNISHED AND INSTALLED BY DISTRICT U.N.O.)

A. SOAP DISPENSER: LIQUID SOAP DISPENSER 4" MAX. PROJECTION	C. TOILET PAPER HOLDER: SINGLE ROLL SEMI-RECESSED OR 3" MAX PROJECTION
B. PAPER TOWEL DISPENSER/TRASH BIN COMBO: SURFACE MOUNTED 4" MAX. PROJECTION-CANNOT ENCR OACH INTO 30x48 CLEAR SPACE OF FIXTURE	D. TOILET SEAT DISPENSER: SURFACE MOUNTED

A-ADULT, E-AGES 9-12, K-AGES 3-8

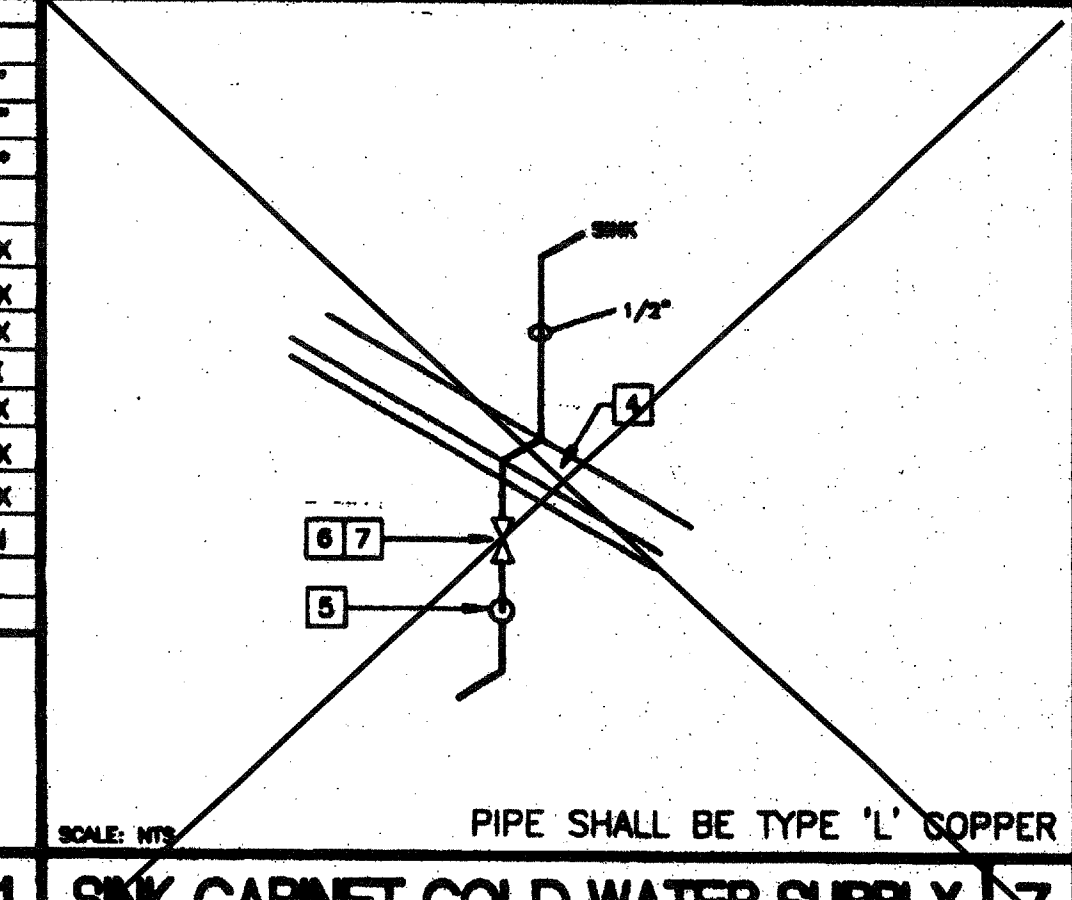
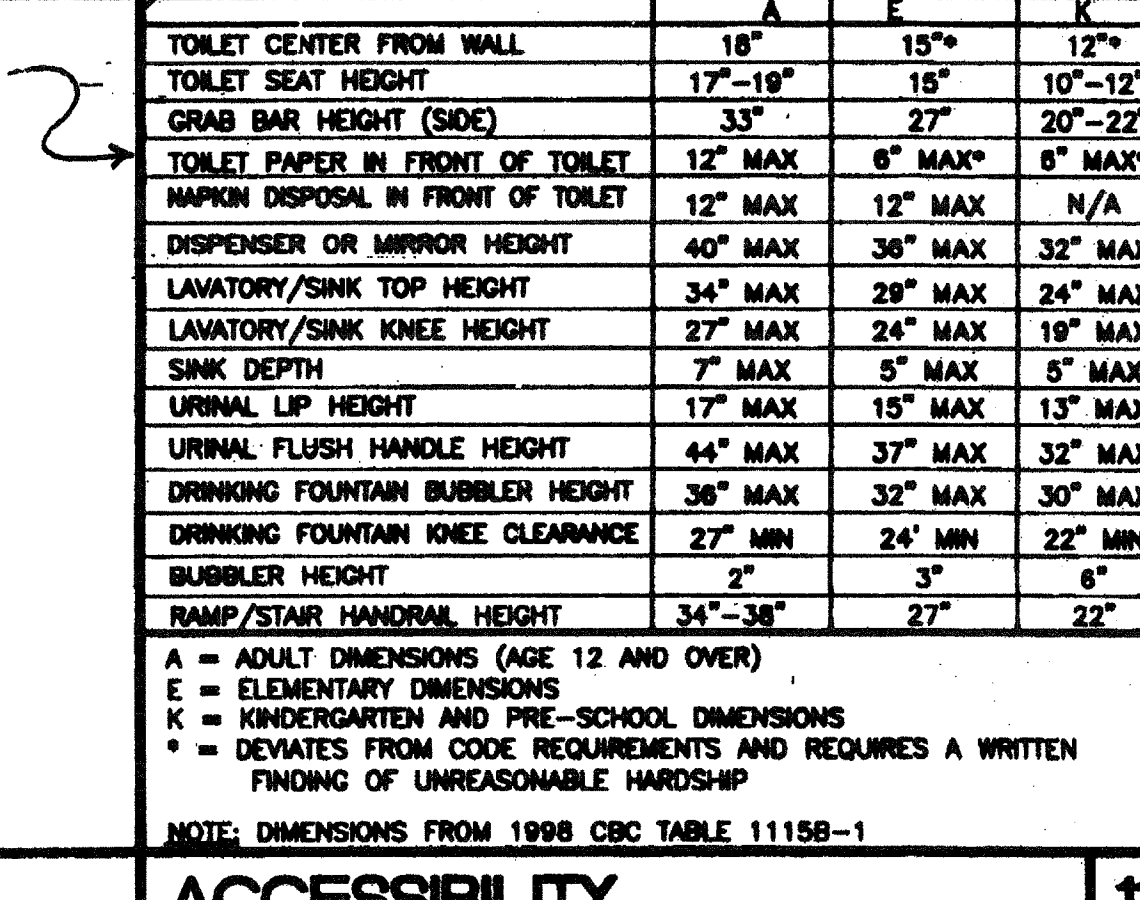


REVISIONS

NO.	DESCRIPTION	DATE
MZ	KEY PLAN SHOWS APPLICABLE OPTIONS OUT OF PREVIOUSLY BUILT BLDG.	12/21/15

ACCESSIBILITY 11

SEE UP-DATE CHART DTL. 13/-



PROJECT NUMBER: ROSAMOND H.S. AT SOUTHERN KERN UNIFIED S.D. 1-24x40 CLASSROOM A/ 04-102365 STKP 53 08-10-2004 CL 2421 SERIAL / 56106-56107

MODTECH INC. 2830 BARRETT AVENUE PERRIS, CALIF. 92572 PH (909) 943-4014 FAX (909) 940-0427

PROJECT NO. 3513

DATE: 7/6/00

A8.01