


THESE DRAWINGS AND ALL MATERIAL CONTAINED HEREIN ARE THE PROPERTY OF SILVERCREEK INDUSTRIES, INC. (SCI INC) AND SHALL NOT BE REPRODUCED, COPIED OR OTHERWISE DISPOSED OF DIRECTLY OR INDIRECTLY AND SHALL NOT BE USED IN WHOLE OR IN PART TO ASSIST IN THE MAKING OF OR FOR THE PURPOSE OF FURNISHING ANY INFORMATION FOR THE MAKING OF DRAWINGS, PRINTS, APPARATUS OR PARTS THEREOF WITHOUT THE FULL KNOWLEDGE AND WRITTEN CONSENT OF SCI INC.

SILVER CREEK INDUSTRIES, INC.



SILVER CREEK


2830 BARRETT AVE PERRIS, CALIFORNIA 92571
PHONE: 951-943-6393 FAX: 951-943-2211

PROJECT NAME:

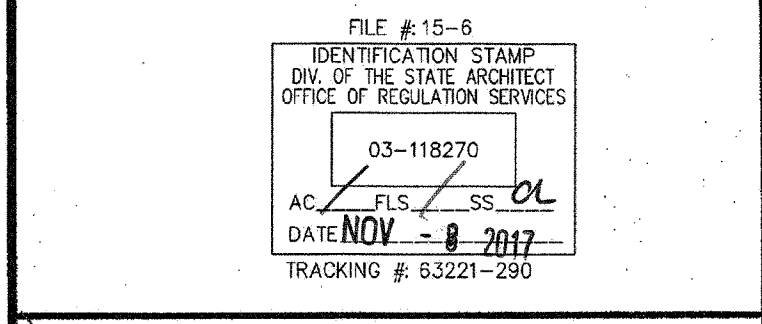
24x40 STOCKPILE OFFICE BUILDING

SHEET TITLE:


PLUMBING DETAILS AND SCHEDULE



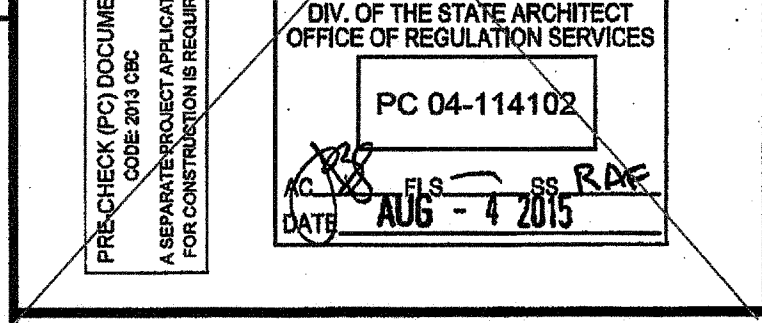
ARCHITECT OF RECORD
SUBMISSION DATE




PROJECT SPECIFIC STATE AGENCY APPROVAL



ORIGINAL PC STATE AGENCY APPROVAL



REVISIONS



SILVER CREEK INDUSTRIES
24 x 40' PC - 2:12 PITCH
PROJECT NO:
DRAWN BY:
SCALE: AS NOTED
DATE: 01-30-15
P.C. SHEET NUMBER

P-1.01

REFER TO SHEET "P-1.01N" FOR PROJECT SPECIFIC

PLUMBING FIXTURE SCHEDULE						
SYMBOL	FIXTURE	COLD WATER	HOT WATER	WASTE	VENT	FIXTURE DESCRIPTION (AS CALLED OUT OR APPROVED EQUAL)
WC 1	WATER CLOSET TANK TYPE (ACCESSIBLE)					STD: PROFLO ADA PF3043 (1.28 GPF) ALT: AMERICAN STANDARD 2810.010 12" HIGH, VITREOUS CHINA ELONGATED RIM, TANK TYPE: 12" ROUGH-IN; OLSONITE 1000 SOLID OPEN WHITE ELONGATED PLASTIC SEAT
WC 2	WATER CLOSET TANK TYPE (ACCESSIBLE)					STD: PROFLO STANDARD PF3000 (1.28 GPF) ALT: AMERICAN STANDARD 2810.010 12" HIGH, VITREOUS CHINA ELONGATED RIM, TANK TYPE: 12" ROUGH-IN; OLSONITE 1000 SOLID OPEN WHITE ELONGATED PLASTIC SEAT
WC 3	WATER CLOSET TANK TYPE (NON-ACCESSIBLE)					STD: PROFLO ADA PF3043 (1.28 GPF) ALT: AMERICAN STANDARD 2810.010 12" HIGH, VITREOUS CHINA ELONGATED RIM, TANK TYPE: 12" ROUGH-IN; OLSONITE 1000 SOLID OPEN WHITE ELONGATED PLASTIC SEAT
WC 4	FLOOR MTD/FLUSH (ACCESSIBLE)					STD: PROFLO ADA PF1723 (1.28 GPF) ALT: AMERICAN STANDARD ADA 3043.001 "MADERA" 14" HIGH, VITREOUS CHINA ELONGATED RIM, SIPHON JET, 10" ROUGH-IN, VITREOUS CHINA ELONGATED RIM, TANK TYPE: OLSONITE 1000 SOLID OPEN WHITE ELONGATED PLASTIC SEAT; SLOAN ROVAL #111-128 LOW CONSUMPTION FLUSHMETER VALVE
WC 5	FLOOR MTD/FLUSH (ACCESSIBLE)					STD: PROFLO ADA PF1723 (1.28 GPF) ALT: AMERICAN STANDARD ADA 3043.001 "MADERA" 14" HIGH, VITREOUS CHINA ELONGATED RIM, SIPHON JET, 10" ROUGH-IN, VITREOUS CHINA ELONGATED RIM, TANK TYPE: OLSONITE 1000 SOLID OPEN WHITE ELONGATED PLASTIC SEAT; SLOAN ROVAL #111-128 LOW CONSUMPTION FLUSHMETER VALVE
WC 6	FLOOR MTD/FLUSH (NON-ACCESSIBLE)					STD: PROFLO ADA PF1723 (1.28 GPF) ALT: AMERICAN STANDARD ADA 3043.001 "MADERA" 14" HIGH, VITREOUS CHINA ELONGATED RIM, SIPHON JET, 10" ROUGH-IN, VITREOUS CHINA ELONGATED RIM, TANK TYPE: OLSONITE 1000 SOLID OPEN WHITE ELONGATED PLASTIC SEAT; SLOAN ROVAL #111-128 LOW CONSUMPTION FLUSHMETER VALVE
LAV 1	WATER CLOSET TANK TYPE (ACCESSIBLE)					STD: AMERICAN STANDARD 0355.012 LUCERNE ALT: CRANE 1412-20 "HARWICH" 20" HIGH, VITREOUS CHINA ELONGATED RIM, TANK TYPE: 12" ROUGH-IN; OLSONITE 128CC SOLID OPEN WHITE ELONGATED PLASTIC SEAT; AMERICAN STANDARD #141.011 TO BE USED @ KINDER & ELEMENTARY APPLICATIONS (ONLY) (0.5 GPM)
FD 1	FLOOR DRAIN					JAY R SMITH #200574-02-2005 AMB. FLOOR DRAIN TRAPED GRADE OPENING IN FULL THROAT STRAINER W/ 1/2" MAX PR-500 WITH 6"X12" LOCKABLE BOX 1/2" BALL VALVE AND PPR DUCT FRESH WATER DISTRIBUTION SYSTEM
TR 1	TRAP PRIMER					SOBRICK 9-8306-1-1/2" CS 3/4" NUTS GROMMETS GRABBAR BATHY FINISH, 36" LONG ON BACK AND 42" ON SIDE. OPTIONAL 24" REAR GRAB BARS OTHER THAN ADULT
GB 1	GRAB BAR					SERIES 530 RETURNED MIRROR STAINLESS STEEL 18" X 24" 304 STAINLESS STEEL MANUFACTURED OR APPROVED EQUAL
MIR 1	MIRROR					JUST CRA-1725-A GR 17-25" W 4 1/2" BOWL DEPTH, WITH CHICAGO FAUCET #250 AND BUBBLER JSB-10
CS 1	CLASSROOM SINK					HAISEY TAVI OR EQUIVALENT
WH 1	WATER HEATER					BEARCAT 3012, 120V, 3.0KW, 25A
WH 2	INSTANT WATER HEATER					HAISEY TAVI OR EQUIVALENT
DF 1	DRINKING FOUNTAIN					HAISEY TAVI OR EQUIVALENT

THE DIVISION OF THE STATE ARCHITECT, OFFICE OF REGULATION SERVICES ACCEPTS THE FOLLOWING DIMENSIONS AS ADEQUATELY SERVING THE NEEDS OF CHILDREN IN PROJECTS UNDER THEIR JURISDICTION. THESE DIMENSIONS ARE BASED ON CBC TABLE 11B-604.9 SUGGESTED DIMENSIONS FOR WATER CLOSETS SERVING CHILDREN AGES 3 TO 12.

ACCESSIBILITY DIMENSIONS	11B-604.9 SUGGESTED DIMS			
	ADULT	AGES 9 THROUGH 12	AGES 5 THROUGH 8	AGES 3 AND 4
TOILET CENTERING FROM WALL	17" - 18"	15" - 18"	12" - 15"	12"
TOILET SEAT HEIGHT (DIM TO TOP OF SEAT)	17" - 19"	15" - 17"	12" - 15"	11" - 12"
GRAB BAR HEIGHT (TO TOP)	33" - 38"	25" - 27"	20" - 25"	18" - 20"
TOILET PAPER IN FRONT OF TOILET	7" - 9"	7" - 9"	7" - 9"	7" - 9"
NAPKIN DISPOSAL IN FRONT OF TOILET	12" MAX.	12" MAX.	N/A	N/A
MIRROR HEIGHT (TO BOTTOM OF GLASS)	40" MAX.	40" MAX.	38" MAX.	32" MAX.
DISPENSER HEIGHT	19" MIN.	17" - 18"	14" - 17"	14" - 17"
LAVATORY/SINK TOP HEIGHT	34" MAX.	31" MAX.	24" MAX.	24" MAX.
LAVATORY/SINK KNEE CLEARANCE	27" MIN.	24" MIN.	24" MIN.	SIDE APPROACH
URNAL LIP HEIGHT	17" MAX.	17" MAX.	15" MAX.	15" MIN.
URNAL FLUSH HANDLE HEIGHT	44" MAX.	44" MAX.	47" MAX.	52" MAX.
DRINKING FOUNTAIN BUBBLER HT. (LOW)	36" MAX.	30" MAX.	30" MAX.	30" MAX.
DRINKING FOUNTAIN KNEE CLEARANCE	27" MIN.	SIDE APPROACH	SIDE APPROACH	SIDE APPROACH
RAMP/STAIR HANDRAIL (TO TOP)	34" - 38"	34" - 38"	34" - 38"	34" - 38"

STANDARD DIMENSIONS	ALTERNATE HEIGHT (DIMS)			
	ADULT	AGES 9 THROUGH 12	AGES 6 THROUGH 8	AGES 3 AND 4
TOILET CENTERING FROM WALL/PARTITION	15" MIN	15" MIN	15" MIN	15" MIN
TOILET SEAT HEIGHT/DIM TO TOP OF SEAT	15"	15"	15"	15"
TOILET CLEARANCE/FRONT	24"	24"	24"	24"
URNAL LIP HEIGHT	24"	24"	18"	16"
URNAL CENTER FROM WALL/PARTITION	12"	12"	12"	12"

PLUMBING ACCESSORIES (REF. ONLY - MODELS FURNISHED AND INSTALLED BY DISTRICT U.N.O.)

A	SOAP DISPENSER: LIQUID SOAP DISPENSER 4" MAX. PROJECTION	C	TOILET PAPER HOLDER: SINGLE ROLL SEMI-RECESSED OR 3" MAX PROJECTION
B	PAPER TOWEL DISPENSER/TRASH BIN COMBO: SURFACE MOUNTED 4" MAX. PROJECTION-CANNOT ENCRUSH INTO 30x48 CLEAR SPACE OF FIXTURE	D	TOILET SEAT DISPENSER: SURFACE MOUNTED

* 44" MAX. PER CODE
(A) = ADULT; (E) = AGES 9-12; (K) = AGES 3-8

