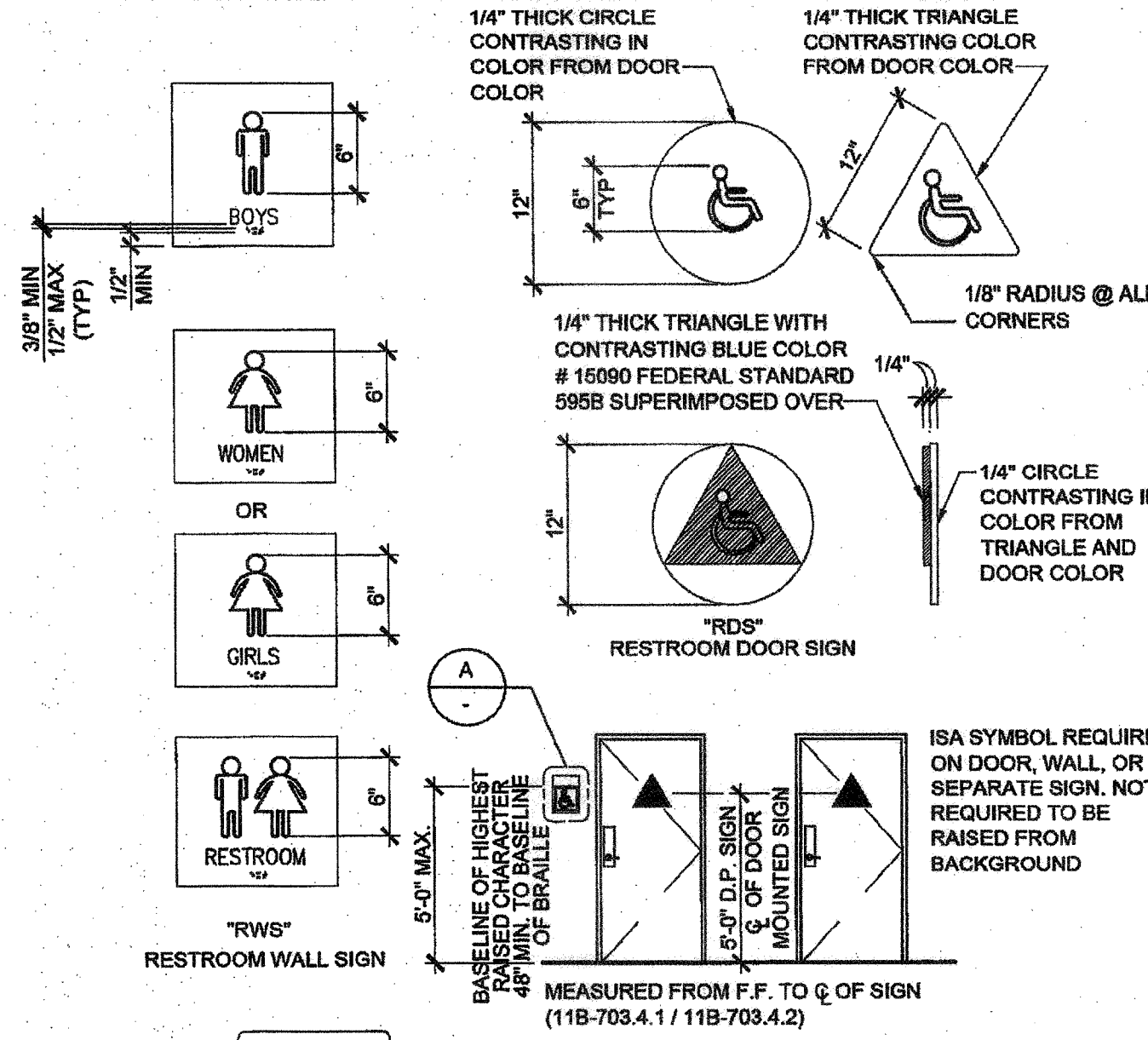


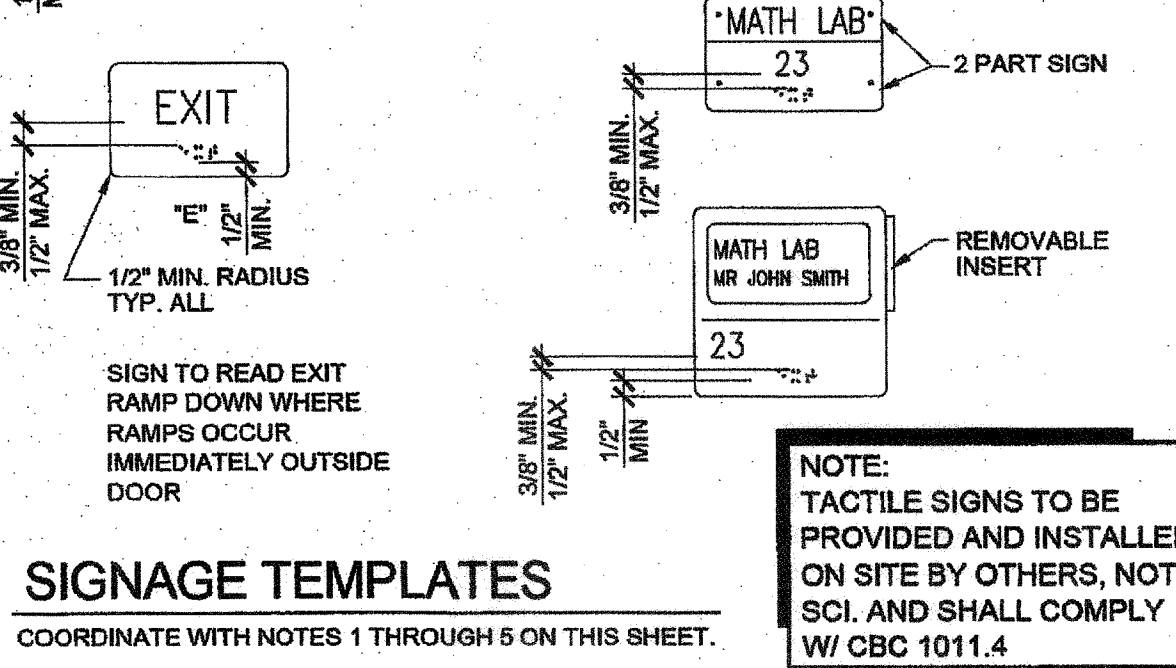
REFLECTED CEILING NOTES

METAL SUSPENSION FOR LAY-IN PANEL CEILING:

- A. 12GA. (MIN.) HANGER WIRES MAY BE USED FOR UP TO THE INCLUDING 4'-0" X 4'-0" GRID SPACING...
B. PROVIDE 12GA. HANGER WIRES WITHIN 8" OF THE ENDS OF ALL MAIN & CROSS RUNNERS...
C. PROVIDE TRAPEZE OR OTHER SUPPLEMENTARY SUPPORT MEMBERS AT OBSTRUCTIONS...
D. CEILING GRID MEMBERS MAY BE ATTACHED TO NOT MORE THAN 2 ADJACENT WALLS...
E. AT THE PERIMETER OF THE CEILING AREA WHERE MAIN OR CROSS RUNNERS ARE NOT CONNECTED...
F. PROVIDE BRACING ASSEMBLY CONSISTING OF A COMPRESSION STRUT...
G. FASTEN #12 HANGER WIRES WITH NOT LESS THAN THREE (3) TIGHT TURNS...
H. SEPARATE ALL CEILING HANGING AND BRACING WIRES AT LEAST 6" FROM ALL UNBRACED DUCTS...
I. CEILING PANELS SHALL NOT SUPPORT ANY LIGHT FIXTURES, AIR TERMINALS OR DEVICES...
J. ALL FLUSH OR RECESSED LIGHT FIXTURES, MECHANICAL TERMINALS, AND FLEXIBLE SPRINKLER HOSE FITTINGS...
K. CLASSIFICATION OF CEILING GRID: CLASSIFICATION OF CEILING GRID SHALL BE "HEAVY DUTY"
L. FOR CEILING AREAS EXCEEDING 2500 SQUARE FEET, A SEISMIC SEPARATION JOINT SHALL BE PROVIDED...
M. NOTE FOR FIRE BLK CONSTRUCTION: SECTION 718

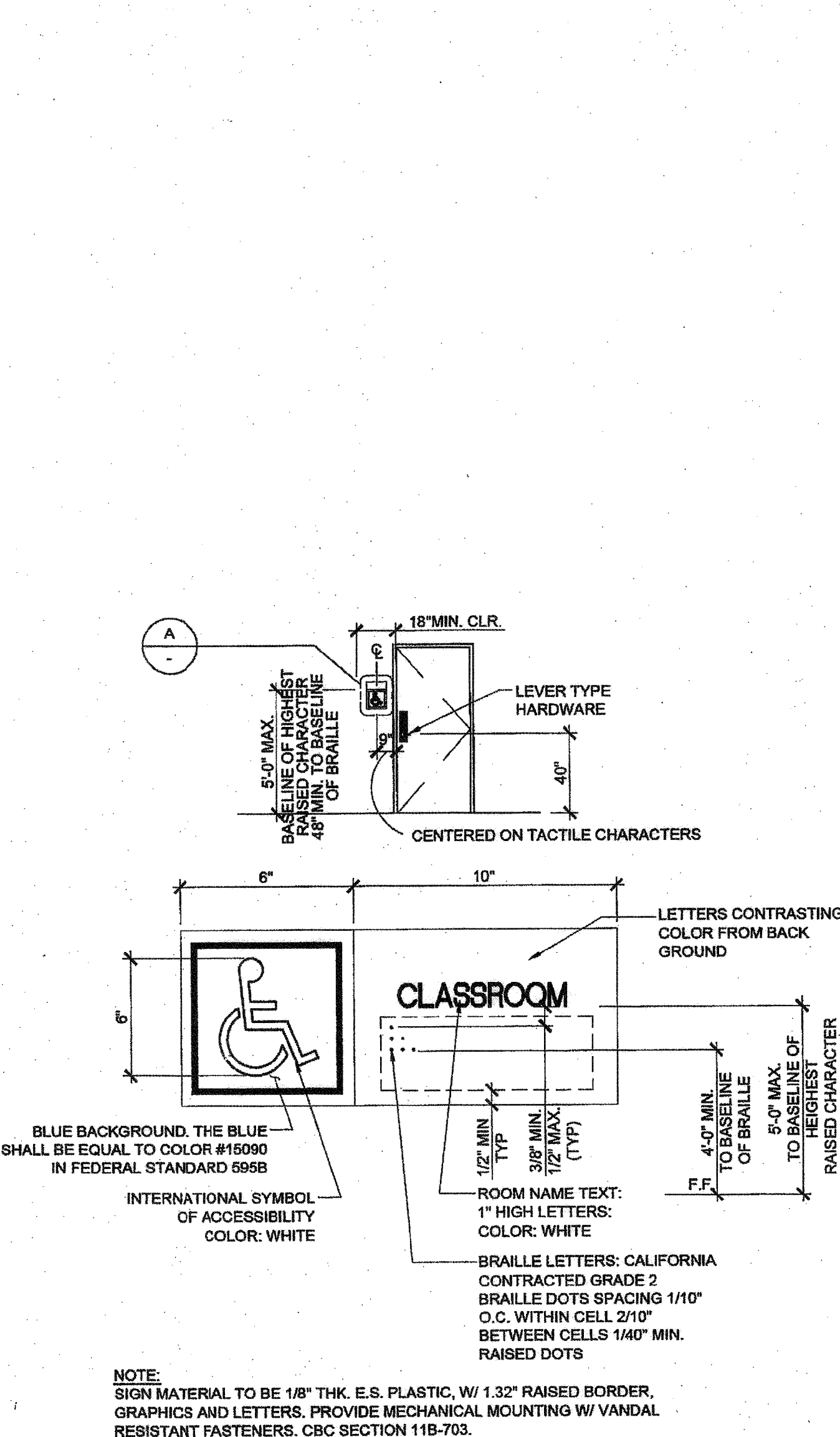


MOUNTING HEIGHT NOTE: 48" MIN AFF TO BASELINE OF BRAILLE 60" MAX AFF TO BASELINE OF HIGHEST RAISED CHARACTER



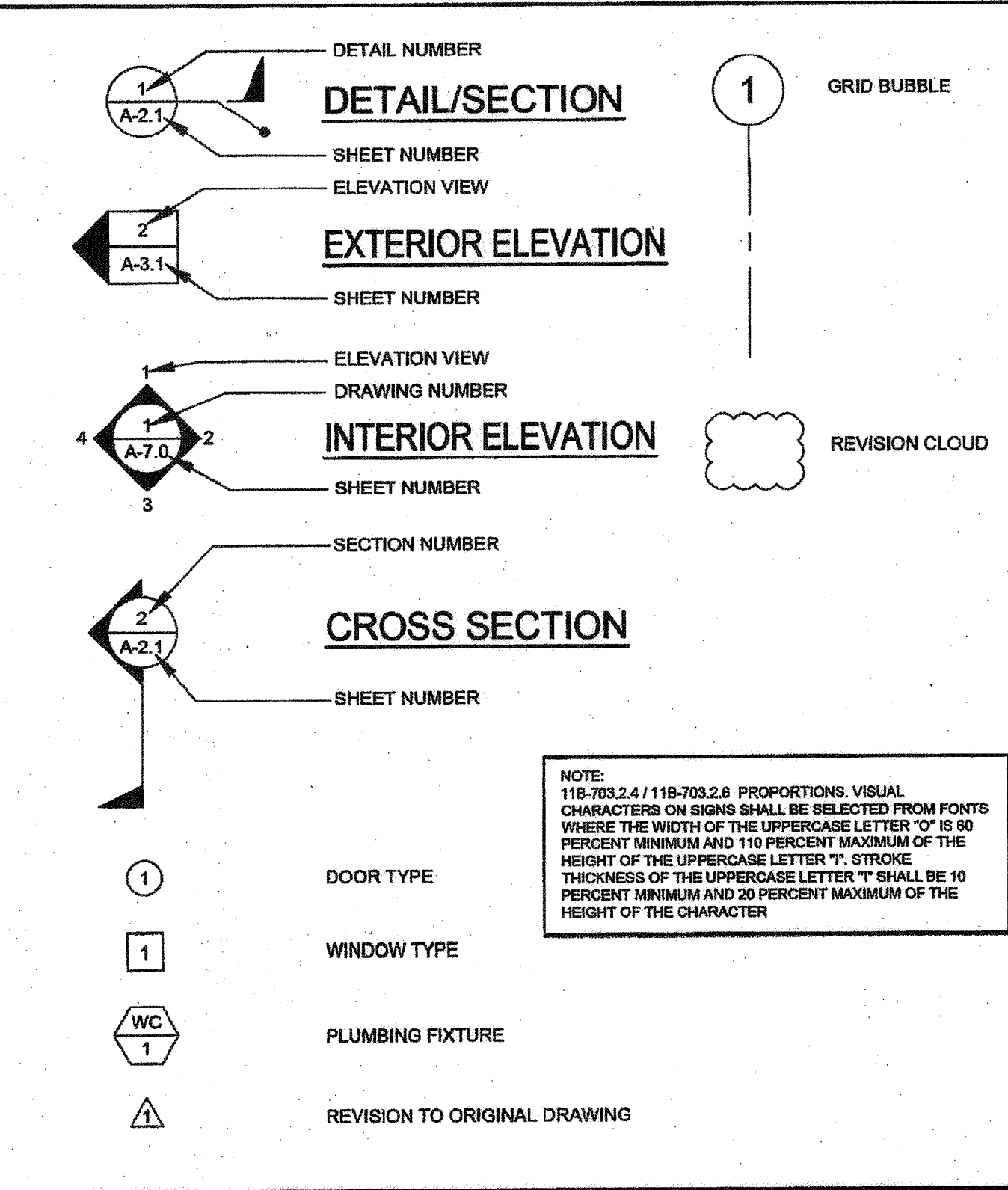
TACTILE EXIT SIGNS

- 1. CHARACTER TYPE: CHARACTERS ON SIGNS SHALL BE RAISED 1/32 INCH (0.794 mm) MINIMUM...
2. CHARACTER SIZE: RAISED CHARACTERS SHALL BE A MINIMUM OF 5/8 INCH (15.9 mm) AND A MAXIMUM OF 2 INCHES (51 mm) HEIGHT...
3. FINISH AND CONTRAST: CONTRAST BETWEEN CHARACTERS, SYMBOLS AND THEIR BACKGROUND MUST BE 70% MINIMUM...
4. PROPORTIONS: CHARACTERS ON SIGNS SHALL HAVE A WIDTH-TO-HEIGHT RATIO OF BETWEEN 60% MIN. AND 110% MAX...
5. BRAILLE: CONTRACTED CALIFORNIA GRADE 2 BRAILLE SHALL BE USED WHEREVER BRAILLE IS REQUIRED...
6. WIDTH-TO-HEIGHT PROPORTIONS TEMPLATE: BRAILLE CELL, BRAILLE DOT, INTER-CELL SPACING = .20"
EXAMPLE OF HOW TO DEMONSTRATE FONT TO BE USED
WIDTH-TO-HEIGHT PROPORTIONS TEMPLATE
BRAILLE SPACING TEMPLATE PER TITLE 24



ROOM IDENTIFICATION ROOM SIGNAGE (BY DISTRICT)

SYMBOLS LEGEND



ABBREVIATIONS

Table of abbreviations for construction terms such as ANCHOR BOLT, ABOVE, ACCESS, ADDITIONAL, ADJACENT, ABOVE FINISH FLOOR, etc.

SPECIFICATIONS

- DIVISION 5 - METALS: ALL WELDED JOINTS AND SURFACES SHALL BE GROUND SMOOTH, NO SHARP OR ABRASIVE CORNERS...
DIVISION 8 - DOORS: 08710 DOOR HARDWARE: IF THE DOOR HAS A CLOSER, THEN THE SWEEP PERIOD OF THE CLOSER SHALL BE ADJUSTED SO THAT FROM AN OPEN POSITION...
DIVISION 9 - FINISHES: 09650 RESILIENT FLOORING: RESILIENT FLOORING DEMONSTRATING A COEFFICIENT OF FRICTION OF AT LEAST 0.6 PER ASTM D2047...
DIVISION 10 - SPECIALTIES: 10155 TOILET COMPARTMENTS: CBC SECTION 11B-604.8.1.2 TOILET STALLS FOR DISABLED PERSONS SHALL HAVE SLIDE BOLT DOOR LATCH, U-SHAPE OR WIRE PULLS...
DIVISION 15 - MECHANICAL: 16400 PLUMBING FIXTURES: ACCESSIBLE PLUMBING FIXTURES SHALL COMPLY WITH ALL OF THE REQUIREMENTS OF CBC SECTION 11B-213.2 / 11B-603.2. HEIGHTS AND LOCATION OF ALL FIXTURES SHALL BE ACCORDING TO CBC TABLE 11B-604.9. FIXTURE CONTROL SHALL COMPLY WITH CBC SECTION 11B-213.2 / 11B-603.2

THESE DRAWINGS AND ALL MATERIAL CONTAINED HEREIN ARE THE PROPERTY OF SILVERCREEK INDUSTRIES, INC. (SCI INC) AND SHALL NOT BE REPRODUCED, COPIED OR OTHERWISE DISPOSED OF DIRECTLY OR INDIRECTLY...

SILVER CREEK INDUSTRIES, INC. logo and contact information: 2830 BARRETT AVE PERRIS, CALIFORNIA 92571. PHONE: 951-943-5393 FAX: 951-943-2211

24x40 STOCKPILE OFFICE BUILDING

SYMBOLS LEGEND, ABBREVIATIONS & ADA SIGNAGE

Professional seal for James Shively, Architect, State of California, No. 033487, Expires 01-31-2017.

ARCHITECT OF RECORD SUBMISSION DATE

IDENTIFICATION STAMP OF THE STATE ARCHITECT OFFICE OF REGULATION SERVICES, FILE #15-5, 03-118270, DATE NOV 28 2017.

PROJECT SPECIFIC STATE AGENCY APPROVAL, IDENTIFICATION STAMP DIV. OF THE STATE ARCHITECT, 04 11 8284, DATE MAY 18 2017.

ORIGINAL PC STATE AGENCY APPROVAL, IDENTIFICATION STAMP DIV. OF THE STATE ARCHITECT OFFICE OF REGULATION SERVICES, PC 04-114102, DATE AUG 4 2015.

Table with columns for REVISIONS, PROJECT NO., DRAWN BY, SCALE, DATE, and P.C. SHEET NUMBER (A-0.1).