

"A" SHOWN
 "B" OPPOSITE
 FLOOR PLAN

INTERIOR REFERENCE
 SHEET A4.0

SCALE 1/4"=1'-0"

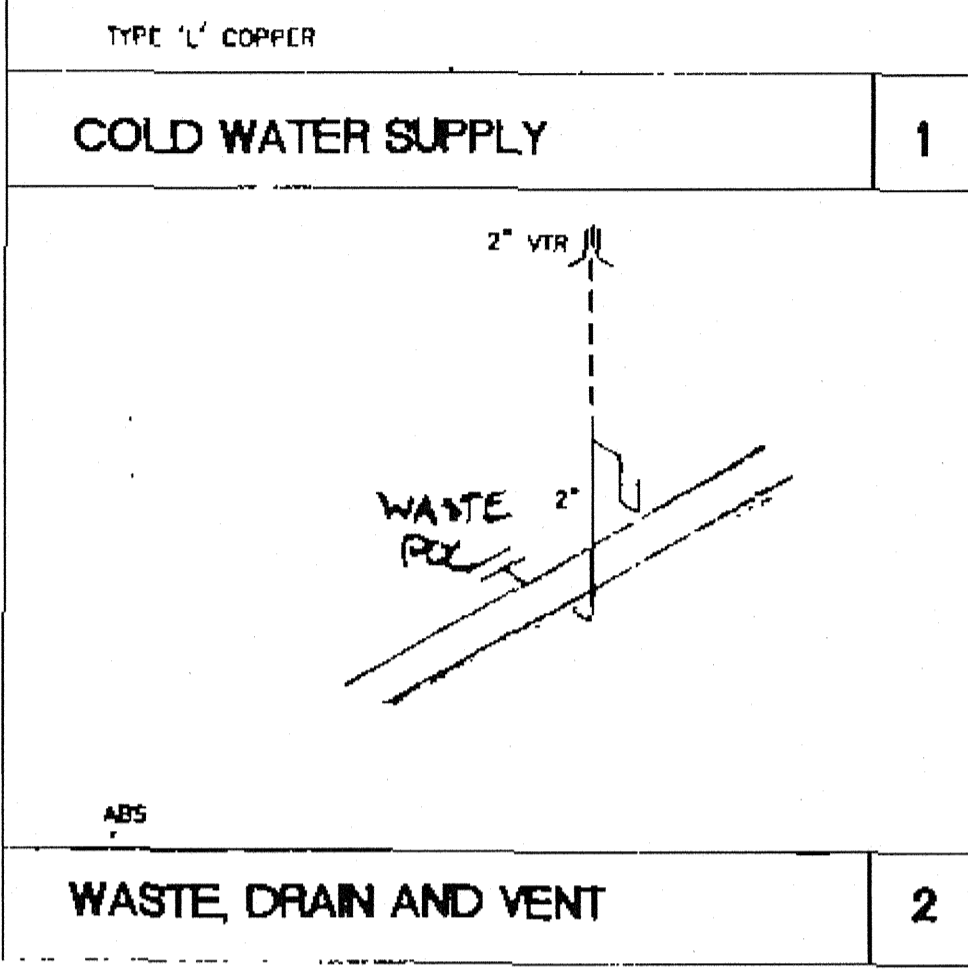
LEGEND

- 1 EXTERIOR DOOR SEE DOOR SCHEDULE
- A WINDOW (SEE SCHED. A5.0)

KEY NOTES

- 1 ROOF OVERHANG
 - 2 HVAC UNIT - SEE M-1.0
 - 3 2- 8'x4' MARKER BOARDS (SEE SPEC'S FOR TYPE)
 - 4 FINISH FLOORING (SEE FINISH SCHED.)
 - 5 TYPICAL INTERIOR FINISH (SEE FINISH SCHED.)
 - 6 FIRE EXTINGUISHER - 5 LBS. DRY CHEMICAL WITH 2A-10BC U.L. RATING ON WALL MTD. RE. HANDLE AT 40"
 - 7 MODLINE (BY TYPICAL)
 - 8 ELECTRICAL PANEL (SEE E1.0)
 - 9 RAMP (SEE R1.0 & R2.0)
 - 10 RAMP LANDING SEE DET. 11 ON SHEET R2.0
 - 11 ACCESSIBLE SINK CABINET. SEE A4.0 SINK: CRA-1725-A GR. 5" DEEP FAUCET: CHICAGO 350. BUBBLER: USB 10
 - 12 COLD WATER PDC.
 - 13 WASTE PDC.
- A. METAL TAG ON ALL MODULES. MECHANICALLY ATTACHED TO REAR EXTERIOR OF BUILDING SHOWING DSA APPLICATION NUMBER, MANUFACTURER'S NAME AND SERIAL NUMBER AND ROOF & FLOOR DESIGN LIVE LOAD.

NOTE:
 SINK CABINET OPTIONAL



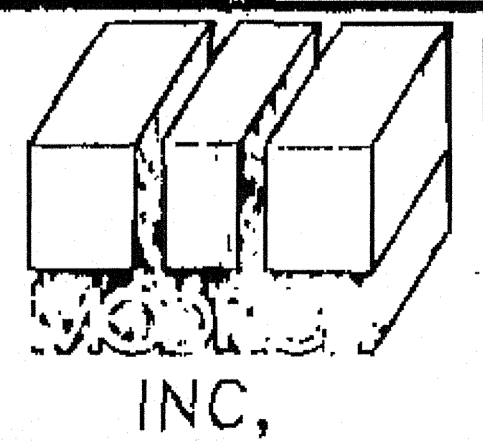

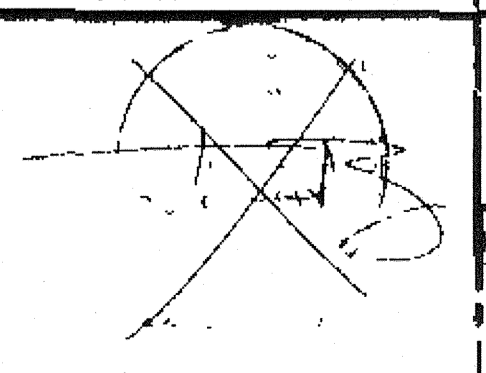
REVISED

IDENTIFICATION STAMP
 DIV. OF THE STATE ARCHITECT
 OFFICE OF REGULATION SERVICES
 1 APRIL 66341
 AC 100 PLS 112 SS
 DATE: MAY 20 1999

IDENTIFICATION STAMP
 DIV. OF THE STATE ARCHITECT
 APPROX 115000
 AC 100 PLS 112 SS
 DATE: 7/24/14

1/32" MIN. DIA. HANDICAP PROVISIONS

ARCHITECT	ELECTRICAL	STRUCTURAL	MECHANICAL	FIRE MARSHAL	ACCESS COMPLIANCE	STRUCTURAL SAFETY
-----------	------------	------------	------------	--------------	-------------------	-------------------



FLOOR PLAN

A1.0A