


THESE DRAWINGS AND / OR SPECIFICATIONS AND / OR CALCULATIONS FOR THE ITEMS LISTED BELOW HAVE BEEN PREPARED BY OTHER PERSONS AND THE ARCHITECT HAS REVIEWED THEM FOR CONFORMANCE WITH THE STATE AND LOCAL CODES AND REGULATIONS. THE ARCHITECT HAS NOT PERFORMED ANY INVESTIGATION OR TESTING TO VERIFY THE ACCURACY OF THE INFORMATION PROVIDED BY OTHER PERSONS. THE ARCHITECT'S REVIEW IS LIMITED TO THE TECHNICAL ASPECTS OF THE DRAWINGS AND SPECIFICATIONS AND DOES NOT CONSTITUTE A GUARANTEE OF THE ACCURACY OF THE INFORMATION PROVIDED BY OTHER PERSONS. THE ARCHITECT IS NOT RESPONSIBLE FOR ANY ERRORS OR OMISSIONS IN THESE DRAWINGS AND SPECIFICATIONS. THE ARCHITECT'S LIABILITY IS LIMITED TO THE PROFESSIONAL SERVICES PROVIDED BY THE ARCHITECT.




NORMAN A. GEIGER
 LICENSED PROFESSIONAL ENGINEER
 License No. C-8789
 State of California
 OCT 18 1999

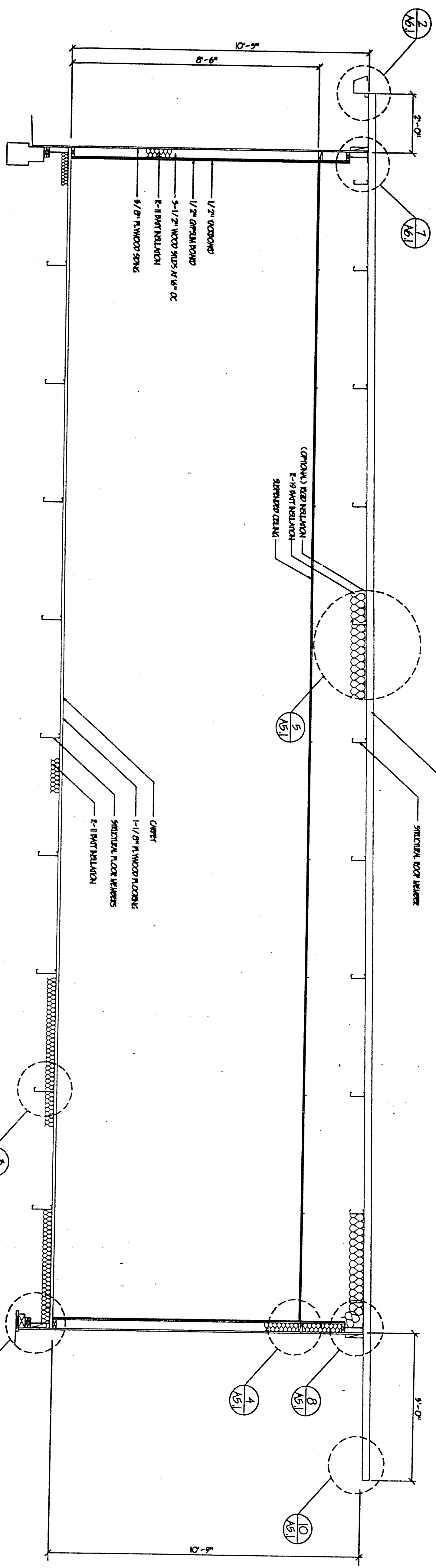
GENERAL NOTES
 ALL NOTES SHALL COMPLY WITH THE CALIFORNIA BUILDING CODE AND ALL APPLICABLE LOCAL ORDINANCES.

NORMAN A. GEIGER
 P.O. BOX 41064
 SACRAMENTO, CA 95841
 (916) 332-2453 FAX
 (916) 332-2453 PHONE

ARCHITECTURAL SERVICES
GEIGER



DATE: 11/06/01
 DRAWN BY: [Signature]
 CHECKED BY: [Signature]
 APPROVED BY: [Signature]



24'x40' CROSS SECTION A-A

1	WOOD FNDN	SCALE: 1/2"=1'-0"	3	FLOOR	SCALE: 1/2"=1'-0"	5	DETAIL	SCALE: 1/2"=1'-0"	7	CORNER	SCALE: 1/2"=1'-0"	9	MOD CONNECTION	SCALE: 1/2"=1'-0"
2	CONC FNDN	SCALE: 1/2"=1'-0"	4	1 1/2" BARK FLASHING	SCALE: 1/2"=1'-0"	6			8	ENTRY SOFFIT OVERHANG	SCALE: 1/2"=1'-0"	10	ENTRY SOFFIT OVERHANG	SCALE: 1/2"=1'-0"
<p>LEGEND</p> <ul style="list-style-type: none"> CONCRETE WOOD FLOORING WOOD JOIST WOOD STUD WALL WOOD STUD CEILING WOOD STUD PARTITION WOOD STUD CORNER WOOD STUD CONNECTION WOOD STUD OVERHANG WOOD STUD DETAIL WOOD STUD CORNER DETAIL 														
<p>APPROVALS</p> <p>DATE: 11/06/01 DRAWN BY: [Signature] CHECKED BY: [Signature] APPROVED BY: [Signature]</p>														

DATE	APR 28 1997
REV. #1	MAY 8 1997
REV. #2	JUN 23 1997
REV. #3	AUG 11 1997
REV. #4	AUG 28 1997
REV. #5	SEP 22 1997
REV. #6	
REV. #7	
REV. #8	
REV. #9	
REV. #10	
REV. #11	
REV. #12	
REV. #13	
REV. #14	
REV. #15	
REV. #16	
REV. #17	
REV. #18	
REV. #19	
REV. #20	
REV. #21	
REV. #22	
REV. #23	
REV. #24	
REV. #25	
REV. #26	
REV. #27	
REV. #28	
REV. #29	
REV. #30	
REV. #31	
REV. #32	
REV. #33	
REV. #34	
REV. #35	
REV. #36	
REV. #37	
REV. #38	
REV. #39	
REV. #40	
REV. #41	
REV. #42	
REV. #43	
REV. #44	
REV. #45	
REV. #46	
REV. #47	
REV. #48	
REV. #49	
REV. #50	
REV. #51	
REV. #52	
REV. #53	
REV. #54	
REV. #55	
REV. #56	
REV. #57	
REV. #58	
REV. #59	
REV. #60	
REV. #61	
REV. #62	
REV. #63	
REV. #64	
REV. #65	
REV. #66	
REV. #67	
REV. #68	
REV. #69	
REV. #70	
REV. #71	
REV. #72	
REV. #73	
REV. #74	
REV. #75	
REV. #76	
REV. #77	
REV. #78	
REV. #79	
REV. #80	
REV. #81	
REV. #82	
REV. #83	
REV. #84	
REV. #85	
REV. #86	
REV. #87	
REV. #88	
REV. #89	
REV. #90	
REV. #91	
REV. #92	
REV. #93	
REV. #94	
REV. #95	
REV. #96	
REV. #97	
REV. #98	
REV. #99	
REV. #100	

PACESETTER INDUSTRIES, INC.
 P.O. BOX 1151, MODESTO, CA 95353 (209) 521-1600

24x40 RELOCATABLE BUILDING

AS.1