

ADDITIONS AND ALTERATIONS

HORACE MANN SCHOOL

BAKERSFIELD CITY SCHOOL DISTRICT

SHEET INDEX

ARCHITECTURAL

- A-1 SHEET INDEX & GENERAL INFORMATION
- A-2 SITE PLAN
- A-3A SITE SURVEY
- A-3B SITE SURVEY
- A-4 PARTIAL SITE DEVELOPMENT PLAN
- A-4A PARTIAL GRADING PLAN
- A-5 PARTIAL SITE DEVELOPMENT PLAN
- A-5A PARTIAL GRADING PLAN
- A-6 ROOF PLAN & DETAILS
- A-7 UNIT 'A' - FLOOR PLAN / SECTIONS
- A-8 UNIT 'A' - EXT. ELEV. / REFL. CLG. PLAN
- A-9 UNIT 'A' - INTERIOR ELEVATIONS
- A-10 UNIT 'B' - FLR. PLAN / SECTION / EXT. ELEV.
- A-11 UNIT 'B' - INT. ELEV. / REFL. CLG. PLAN
- A-12 UNIT 'C' - FLR. PLAN / SEC. / INT. EXT. ELEV. / ROOF PLAN
- A-13 UNIT 'R' - FLOOR PLAN
- A-14 UNIT 'R' - EXTERIOR ELEVATIONS
- A-15 UNIT 'R' - REFL. CLG. PLAN
- A-16 UNIT 'R' - INT. ELEV. - IMC / LIB.
- A-17 UNIT 'R' - TYP. CL. RM. - PLAN / SECTION / ELEV.
- A-18 UNIT 'R' - TOILET PLAN / INT. ELEVATIONS
- A-19 CASEWORK, DOOR, & WINDOW SCHEDULES
- A-20 ROOM FINISH SCHEDULE & DETAILS
- A-21 DOOR / WINDOW / MISC. DTLS.
- A-22 MISC. DTLS.

STRUCTURAL

- S-1 GENERAL NOTES & TYPICAL DETAILS
- S-2 UNIT 'A' - FRAMING PLANS & DETAILS
- S-3 UNIT 'A' - STRUCTURAL SECTIONS & ELEVATIONS
- S-4 UNIT 'B' - FRAMING PLANS & DETAILS
- S-5 UNIT 'C' - FRAMING PLANS & DETAILS
- S-6 COVERED WALK FRAMING PLANS AND MISCELLANEOUS DETAILS

MECHANICAL / PLUMBING

- M-1 AIR CONDITIONING FLOOR PLAN - UNIT 'R'
- M-2 AIR CONDITIONING FLOOR PLANS - UNITS 'A', 'B' & 'C'
- M-3 AIR CONDITIONING DETAILS, SCHEDULES & LEGEND
- P-1 PLUMBING PLOT PLAN, FIXTURE SCHEDULE
- P-2 PLUMBING FLOOR PLANS, UNITS 'A', 'B' & 'C'
- P-3 PLUMBING FLOOR PLAN, UNIT 'R'
- P-4 PLUMBING DETAILS & LEGEND

ELECTRICAL

- E-1 SITE ELECTRICAL PLAN
- E-2 UNIT 'A' - LIGHTING, POWER & SIGNAL
- E-3 UNIT 'B' - LIGHTING AND POWER
- E-4 UNIT 'R' - LIGHTING PLAN
- E-5 UNIT 'R' - POWER AND SIGNAL
- E-6 UNIT 'C' - ELECT. PLAN, SCHEDULES, DETAILS

GENERAL INFORMATION

BUILDING CODES: TITLE 19, TITLE 21, UNIFORM BUILDING CODE, 1973 ED. AND OTHER APPLICABLE CODES.

FIRE ZONE III

BUILDING DATA:

ADMINISTRATION BLDG. - UNIT 'A'
 AREA = 2378 SQ. FT.
 BUILDING TYPE - V-N
 OCCUPANCY - F-2

KINDERGARTEN BLDG. - UNIT 'B'
 AREA = 2914 SQ. FT.
 BUILDING TYPE - V-N
 OCCUPANCY - C-2

TOILET BLDG. - UNIT 'C'
 AREA = 975 SQ. FT.
 BUILDING TYPE - V-N
 OCCUPANCY - C-2

EXISTING BUILDINGS REMODELED - UNIT 'R'
 AREA = 10,027 SQ. FT.
 BUILDING TYPE - V-N
 OCCUPANCY - C-2

NOTES:

FIRE ALARM SYSTEM:
 INSTALLATION OF THE FIRE ALARM SYSTEMS SHALL NOT BE STARTED UNTIL WORKING DRAWINGS, INCLUDING STATE FIRE MARSHAL LISTING NUMBERS OF ALL FIRE ALARM COMPONENTS, ARE SUBMITTED TO AND APPROVED BY THE STATE FIRE MARSHAL. (O.S.A.)

SUSPENDED T BAR CEILING AND SKYLIGHTS:
 INSTALLATION OF SUSPENDED T BAR CEILING SHALL NOT BE STARTED UNTIL DETAILED PLANS & SPECIFICATIONS AND DETAILED CALCULATIONS HAVE BEEN ACCEPTED & SIGNED BY THE ARCHITECT AND APPROVED BY O.S.A.

CONTRACTOR SHALL PROVIDE & INSTALL WALL OR CEILING ACCESS DOORS AS REQD. TO PROVIDE ACCESS TO ANY PIECE OF EQUIP., VALVES, ETC.

THE ARCHITECT'S RESPONSIBILITY AND OBLIGATION TO THE CLIENT IS LIMITED TO THE SERVICES SPECIFICALLY SET FORTH IN THIS CONTRACT. THE ARCHITECT SHALL NOT BE RESPONSIBLE FOR THE ACCURACY OF ANY INFORMATION PROVIDED BY THE CLIENT OR FOR THE CONSTRUCTION OF THE PROJECT. THE ARCHITECT'S LIABILITY SHALL BE LIMITED TO THE AMOUNT OF THE FEE RECEIVED BY THE ARCHITECT FROM THE CLIENT.

APPROVED
 441306 APR 2 1978

THE BOARD OF EDUCATION
 BAKERSFIELD CITY SCHOOL DISTRICT

APPROVED - AUTHORIZED SIGNATURE

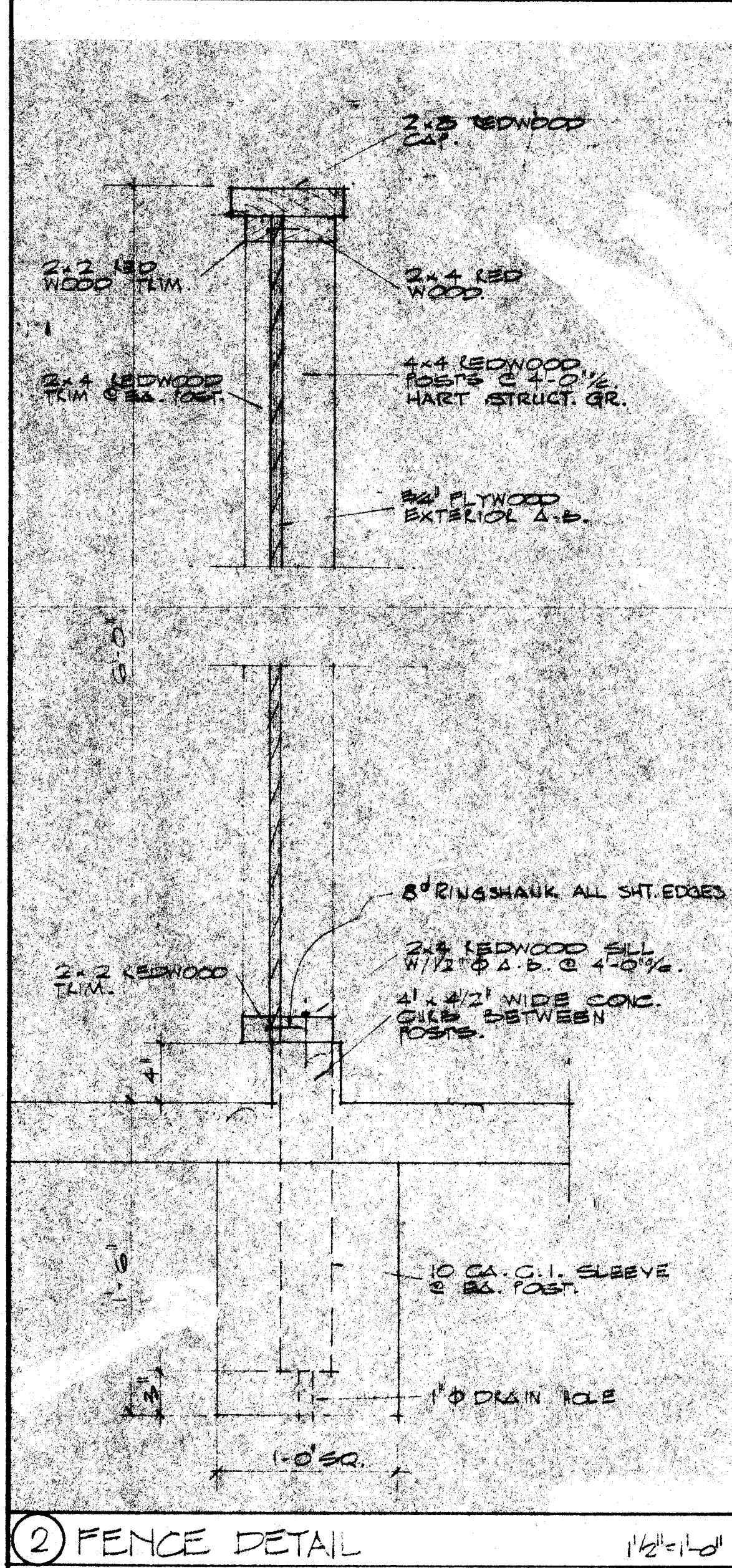
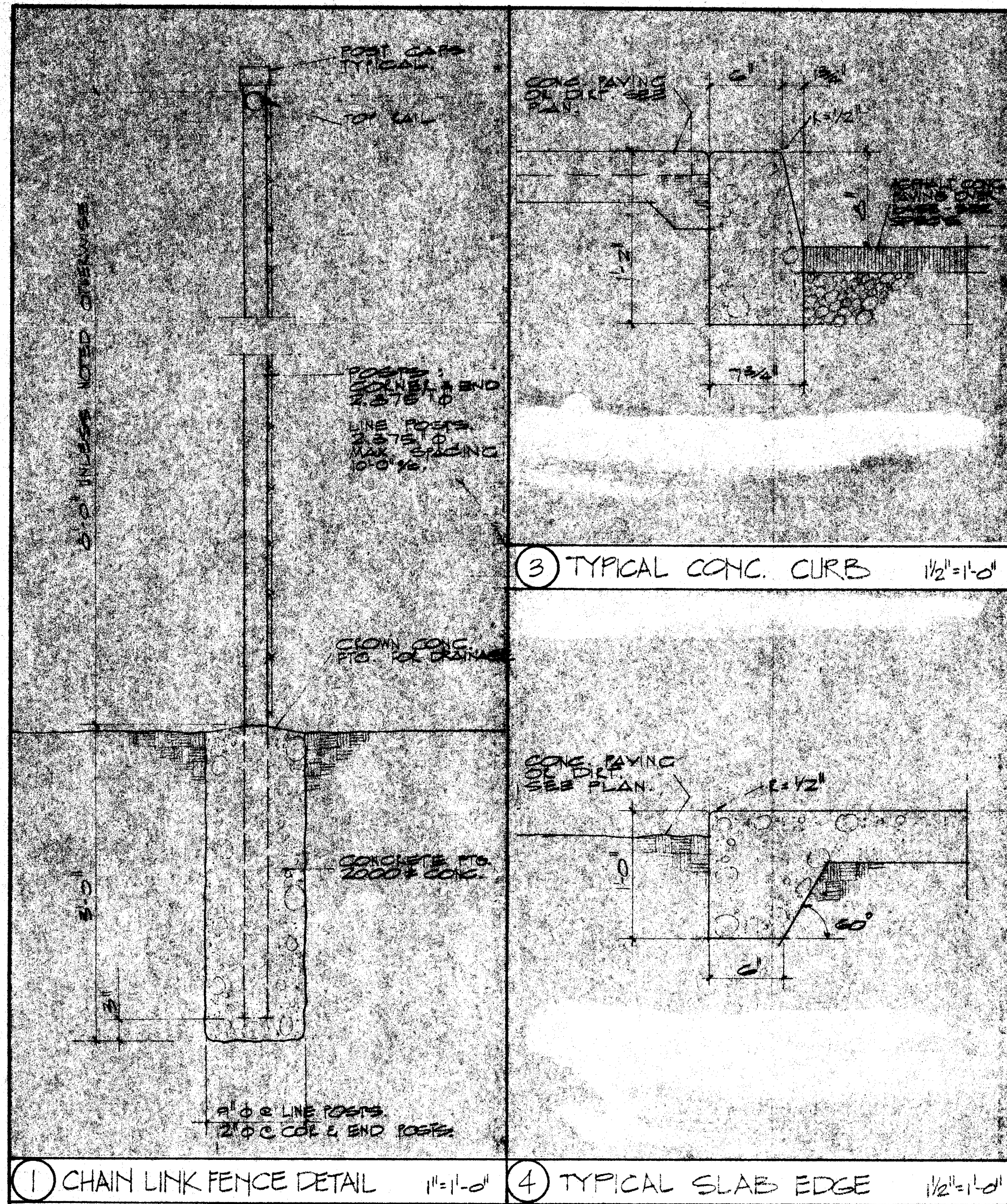
DATE	PRINTS ISSUED FOR:	MARK	DATE	REVISIONS	DRAWN	GRO
2-8-78	OSA					

ROBERT H. BODY C-895
 WILLIAM H. PAYNTER C-1646
 RONALD W. BIERO C-3283

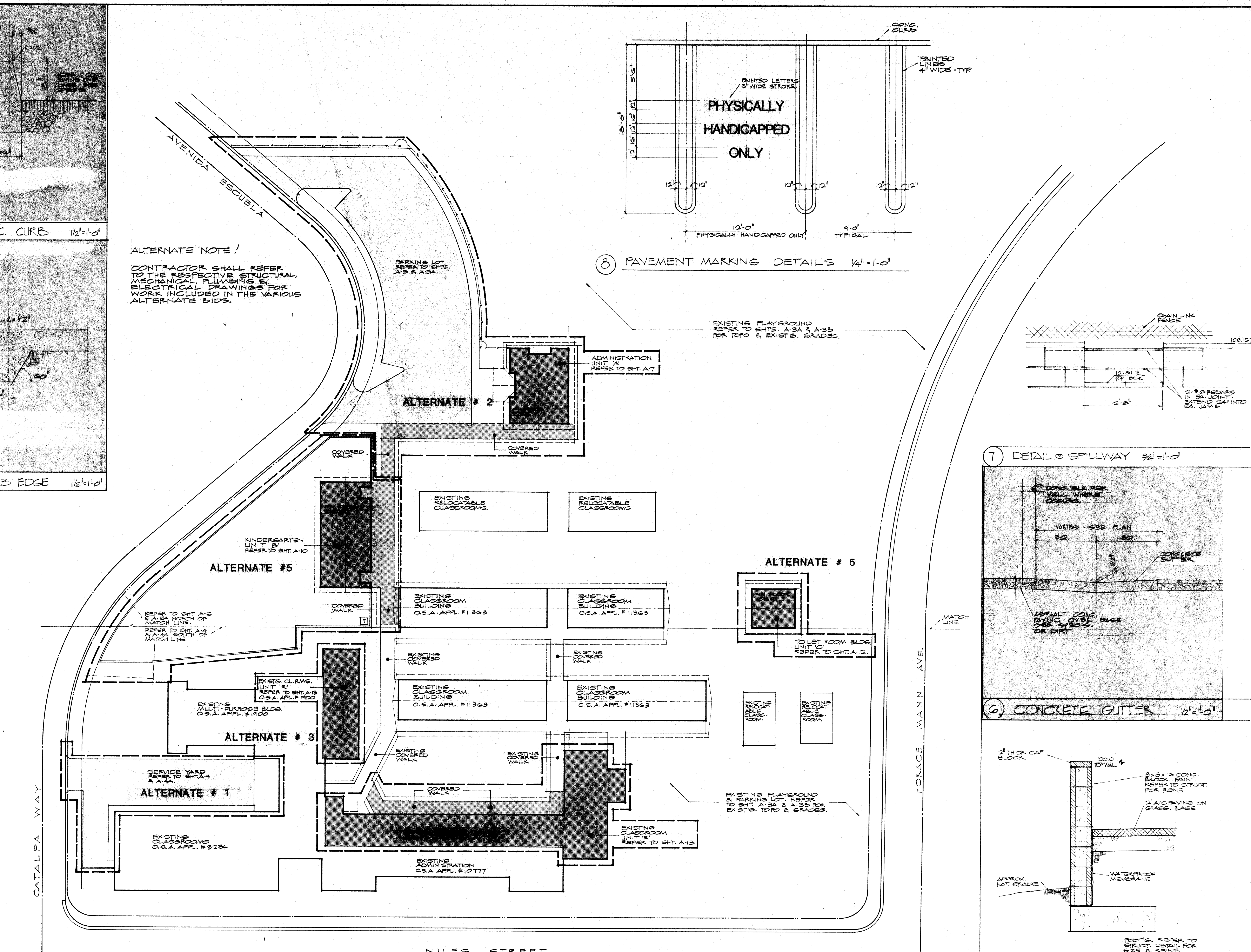
SHEET INDEX & GENERAL INFORMATION
 ADDITIONS & ALTERATIONS HORACE MANN SCHOOL
 BAKERSFIELD CITY SCHOOL DISTRICT
 BAKERSFIELD, CALIFORNIA

2

HEDDY - PAYNTER - RENNIFRO & ASSOCIATES
 A.I.A. ARCHITECTS - 5405 STOCKDALE HWY. BAKERSFIELD, CALIFORNIA 93309 - (805) 832-1105



ALTERNATE NOTE:
 CONTRACTOR SHALL REFER TO THE RESPECTIVE STRUCTURAL, MECHANICAL, PLUMBING & ELECTRICAL DRAWINGS FOR WORK INCLUDED IN THE VARIOUS ALTERNATE BIDS.



APPROVED

143706 APPROVED 04-7-78

DATE 7-8-78

PRINTS ISSUED FOR: OSA

MARK

DATE

REVISIONS

DRAWN BY

DATE 4/12/78

JOB NO. 77-91-1

CHE

ROBERT N. EDDY C-893

WILLIAM H. PAYNTER C-1634

PHILIP W. REIMOLD C-1337

SITE PLAN

ADDITIONS & ALTERATIONS, HORACE MANN SCHOOL

BAKERSFIELD CITY SCHOOL DISTRICT

BAKERSFIELD, CALIFORNIA

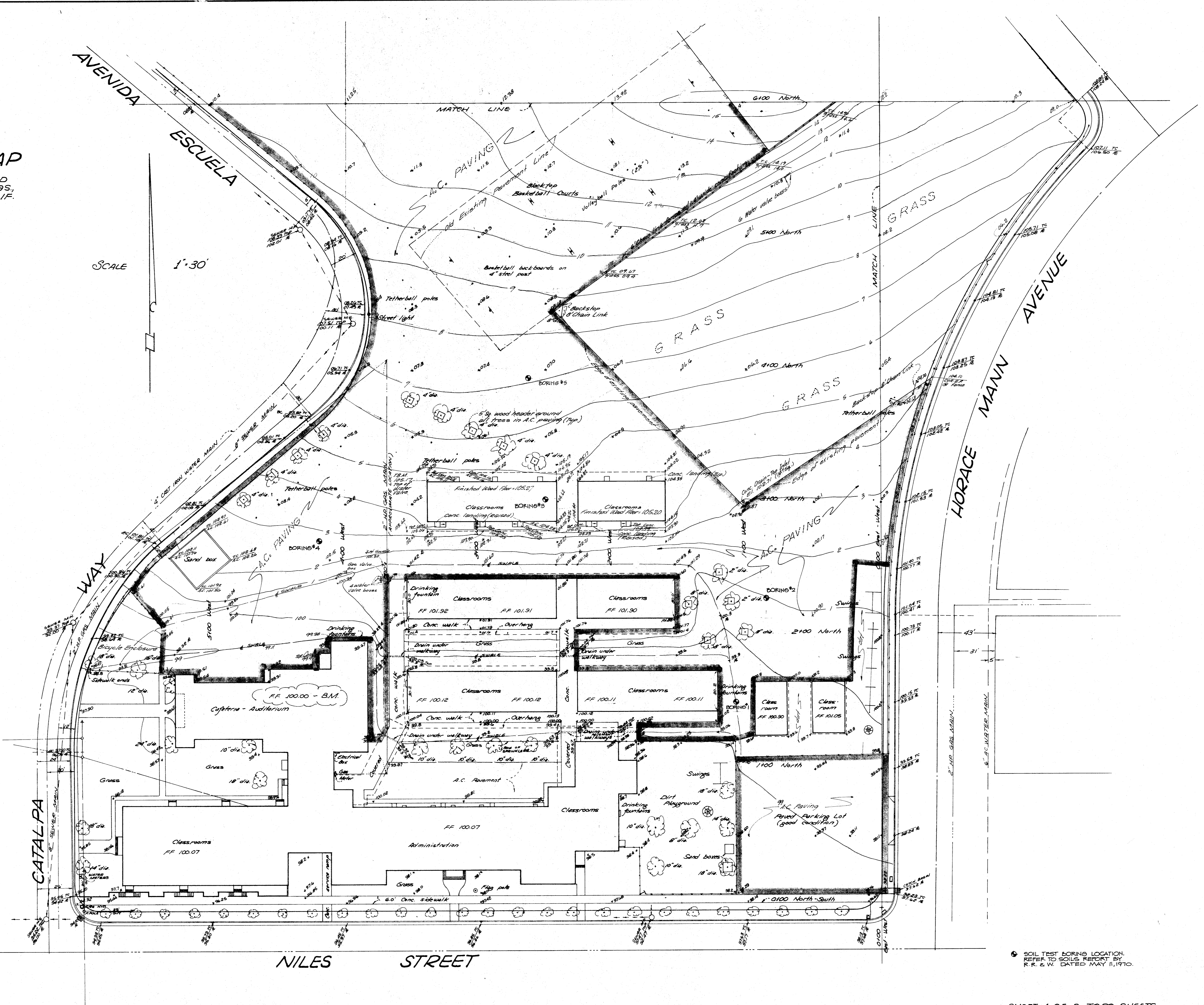
A 2

EDDY - PAYNTER - REINERO & ASSOCIATES
 A.I.A. ARCHITECTS - 5405 STOCKDALE HWY. BAKERSFIELD, CALIFORNIA 93309 - (805) 832-1105

TOPOGRAPHIC MAP

HORACE MANN SCHOOL - LOCATED IN THE NORTH 1/2 OF SECTION 27, T29S, R 28 E., M.D.B. & M. - BAKERSFIELD, CALIF.

SCALE 1" = 30'



SOIL TEST BORING LOCATION. REFER TO SOILS REPORT BY R. R. & W. DATED MAY 11, 1970.

SHEET 1 OF 2 TOPO SHEETS

THE ABOVE DRAWING AND SPECIFICATIONS AND IDEAS, DESIGN AND ARRANGEMENTS REPRESENTED THEREIN ARE AND SHALL BECOME THE PROPERTY OF THE ARCHITECT, AND NO PART THEREOF SHALL BE COPIED, REPRODUCED OR OTHERWISE USED IN ANY MANNER WITHOUT THE WRITTEN CONSENT OF THE ARCHITECT. SPECIAL CONTRACT CONDITIONS ARE ATTACHED TO THIS DRAWING. THE ARCHITECT'S OFFICE SHALL BE RESPONSIBLE FOR THE ACCURACY AND COMPLETENESS OF THE INFORMATION AND CONDITIONS ON THE JOB AND THIS OFFICE WILL BE ADVISED BY ANY VARIATIONS FROM THE INFORMATION AND CONDITIONS SHOWN ON THESE DRAWINGS. THIS OFFICE MUST BE ADVISED IN THIS OFFICE FOR APPROVAL BEFORE PROCEEDING WITH FABRICATION.

APPROVED
 CIVIL ENGINEERING - LAND SURVEYING - LAND PLANNING
 611 N. STREET - BAKERSFIELD, CA 93301 - PH 327-5249
 DRAWN BY: [Signature]
 CHECKED BY: [Signature]
 DATE: 12/6/77
 TOPO OF HORACE MANN SCHOOL
 SHEET 1 OF 2 SHEETS

APPROVED
 [Signature]
 [Date]

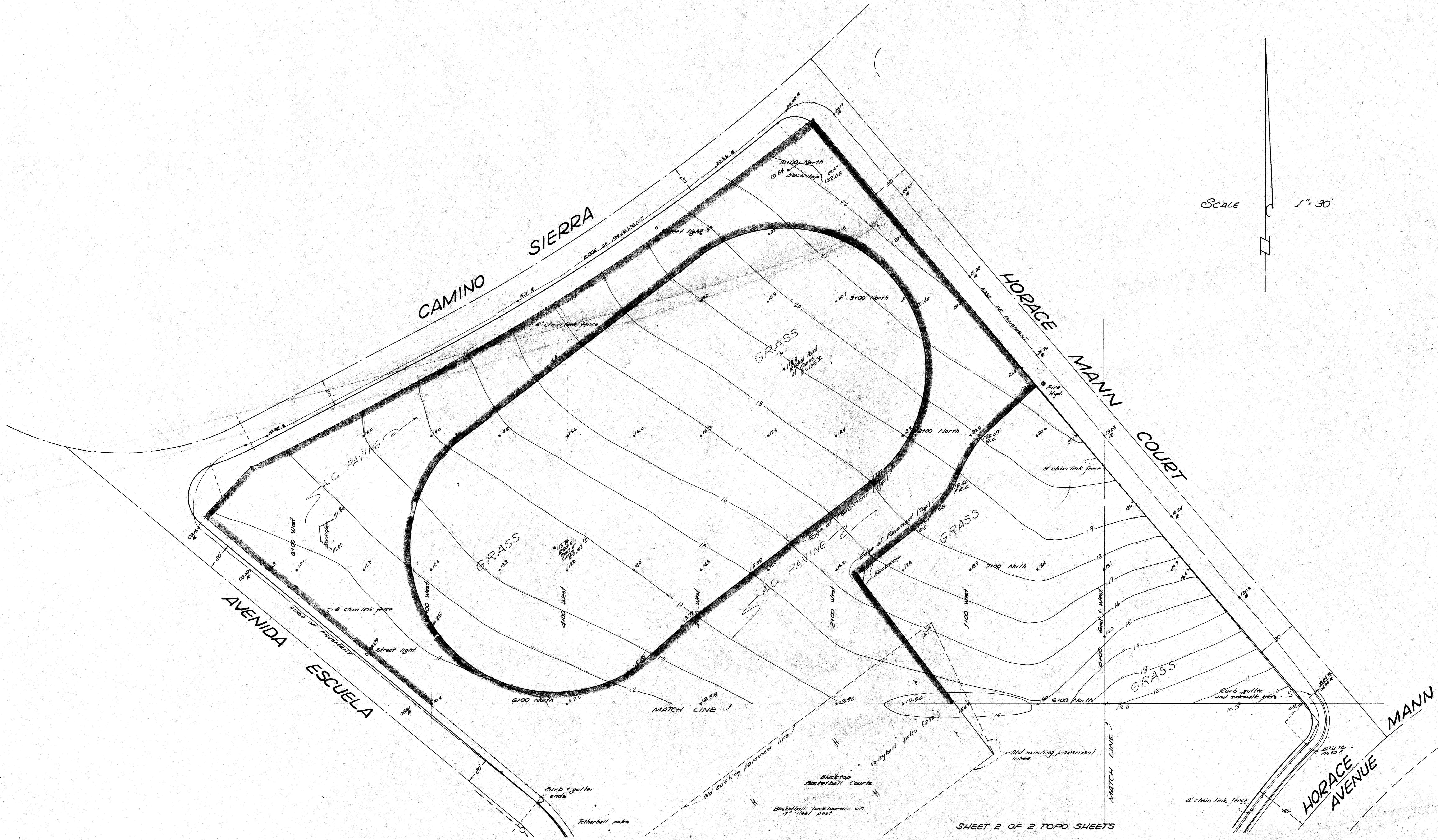
DATE: 2-2-78
 PRINTS ISSUED FOR: [List]
 MARK: [List]
 DATE: [List]
 REVISIONS: [List]
 DRAWN: [List]
 DATE: 4/12/78
 JOB NO. 77-91-1
 CHECK: [List]

ROBERT H. EDDY C. 935
WILLIAM H. PAYNTER C. 1854
RONALD W. RENTRO C. 5283

SITE SURVEY
 ADDITIONS & ALTERATIONS - HORACE MANN SCHOOL
 BAKERSFIELD CITY SCHOOL DISTRICT
 BAKERSFIELD, CALIFORNIA

A
3A

EDDY - PAYNTER - RENTRO & ASSOCIATES
 ARCHITECTS - 5405 STOCKDALE HWY. BAKERSFIELD, CALIFORNIA 93309 - (805) 832-1110



SHEET 2 OF 2 TOPO SHEETS

THE ABOVE DRAWING AND SPECIFICATIONS AND IDEAS, DESIGN AND ARRANGEMENTS REPRESENT THE PROPERTY OF THE ARCHITECT AND NO PART THEREOF SHALL BE COPIED, REPRODUCED OR USED IN CONNECTION WITH ANY WORK OR PROJECT OTHER THAN THE ORIGINAL PROJECT FOR WHICH THEY HAVE BEEN PREPARED AND DELIVERED WITHOUT THE WRITTEN CONSENT OF THE ARCHITECT. WRITTEN CONSENT WITH THESE CONDITIONS IS NOT TO BE CONSIDERED AS A GUARANTEE OF ACCURACY OR AS A WARRANTY OF FITNESS FOR ANY PARTICULAR PURPOSE. WRITTEN CONDITIONS OF THESE DRAWINGS SHALL HAVE PRECEDENCE OVER ALL OTHERS. NO CONTRACTOR SHALL BE RESPONSIBLE FOR ANY ERRORS OR OMISSIONS OR CONDITIONS ON THE DRAWING THIS OFFICE WILL BE NOTIFIED BY ANY TRANSMISSION FROM THE CONTRACTOR AND CORRECTIONS MADE BY THIS OFFICE. THIS OFFICE WILL BE NOTIFIED TO THIS OFFICE FOR APPROVAL BEFORE PROCEEDING WITH CONSTRUCTION.

BUTLER, CHAMBERS & HUGHES
CIVIL ENGINEERS - LAND SURVEYING - LAND RECONSTRUCTION
631 1/2 STREET - BAKERSFIELD, CA 93301 - PH 833-1200

DATE: 12-6-77

TOPO OF HORACE MANN SCHOOL

APPROVED

1997 1070

341306

APPROVER: APR-7-78

OF 2

DATE	PRINTS ISSUED FOR:	MARK	DATE	REVISIONS	DRAWN
2-8-78	OSA	1			DATE 4/12/78
		2			JOB NO. 77-11-1
		3			CHEF
		4			
		5			

ROBERT H. EDDY C. 895

WILLIAM H. PAYNTER C. 1854

Donald W. Kenjo

DONALD W. REINIRO C. 5282

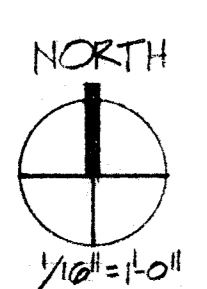
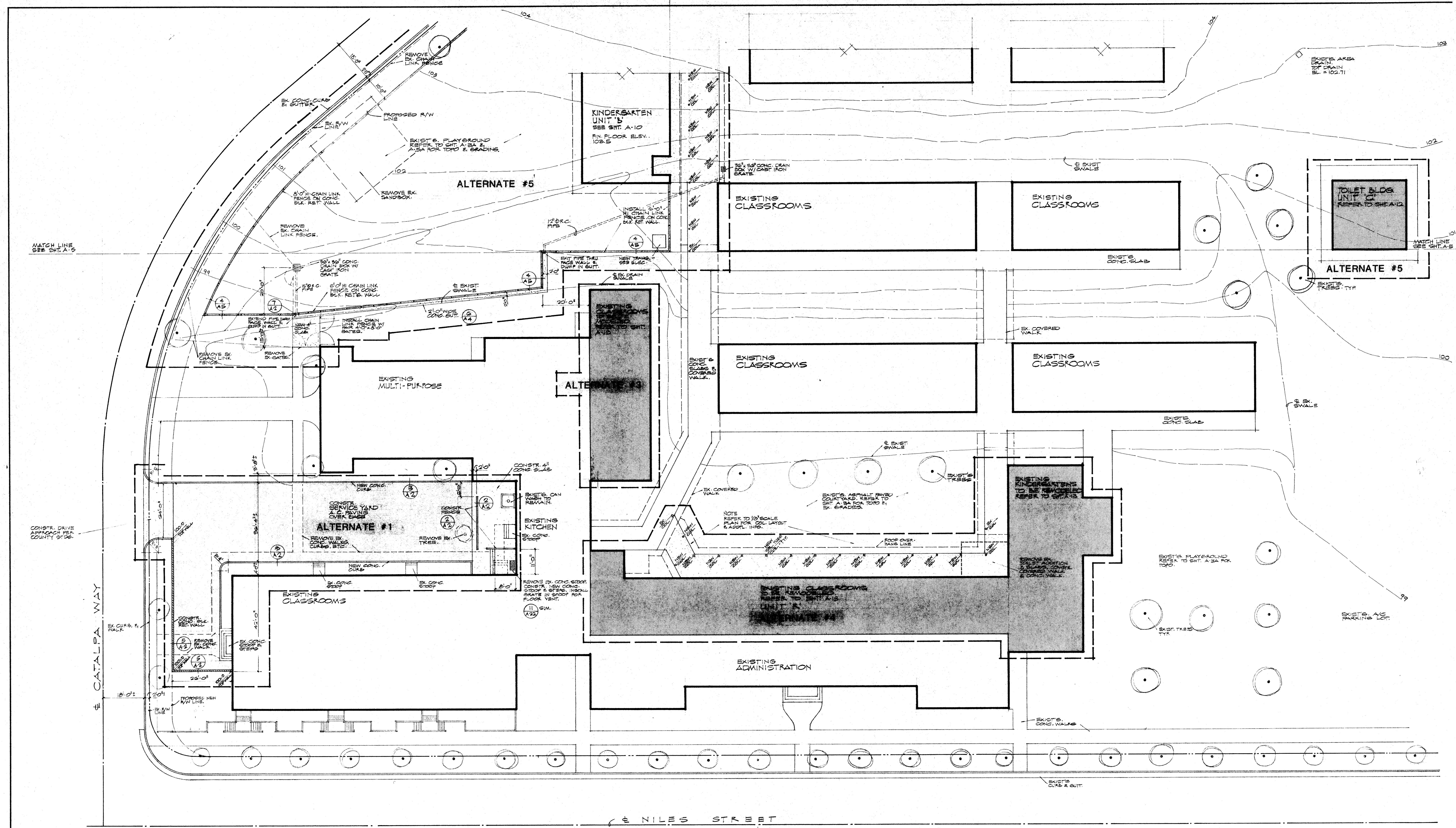
NS

SITE SURVEY

ADDITIONS & ALTERATIONS, HORACE MANN SCHOOL
BAKERSFIELD CITY SCHOOL DISTRICT
BAKERSFIELD, CALIFORNIA

A
3B

HIDDY - PAYNTER - REINIRO & ASSOCIATES
A.I.A. ARCHITECTS - 5405 STOCKDALE HWY. BAKERSFIELD, CALIFORNIA 93309 - (805) 832-1105



PARTIAL SITE DEVELOPMENT PLAN

THE ABOVE DRAWING AND SPECIFICATIONS AND IDEAS, DESIGN AND ARRANGEMENTS REPRESENT THE DESIGN AND SHALL BE THE PROPERTY OF THE ARCHITECT. NO PART OF THIS DRAWING SHALL BE COPIED, REPRODUCED OR USED IN CONNECTION WITH ANY WORK OR PROJECT OTHER THAN THAT SPECIFICALLY PROVIDED FOR BY THE ARCHITECT'S AGREEMENT AND WITHOUT THE WRITTEN CONSENT OF THE ARCHITECT. THE ARCHITECT'S AGREEMENT WITH THE CLIENT SHALL BE THE BASIS OF THE ARCHITECT'S OBLIGATIONS AND RESPONSIBILITIES. ANY CHANGES OR ALTERATIONS TO THIS DRAWING SHALL BE MADE BY THE ARCHITECT'S WRITTEN INSTRUMENTS OR THESE DRAWINGS SHALL HAVE PRECEDENCE OVER ALL OTHER DRAWINGS, SPECIFICATIONS, NOTES AND CONDITIONS. THE ARCHITECT'S AGREEMENT WITH THE CLIENT SHALL BE THE BASIS OF THE ARCHITECT'S OBLIGATIONS AND RESPONSIBILITIES. ANY CHANGES OR ALTERATIONS TO THIS DRAWING SHALL BE MADE BY THE ARCHITECT'S WRITTEN INSTRUMENTS OR THESE DRAWINGS SHALL HAVE PRECEDENCE OVER ALL OTHER DRAWINGS, SPECIFICATIONS, NOTES AND CONDITIONS.

APPROVED
 [Signature]

APPROVED
 [Signature]

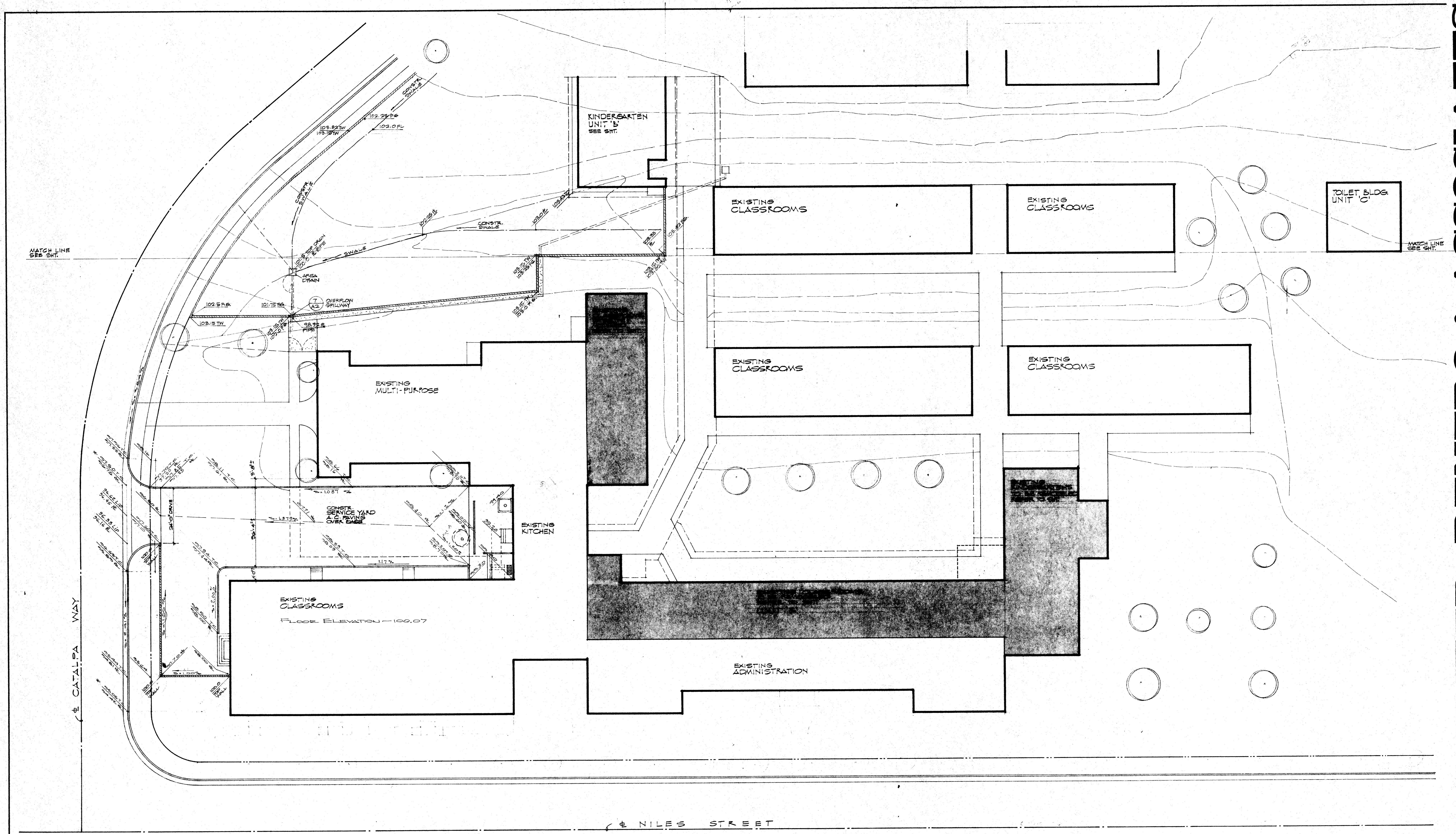
APPROVED
 [Signature]

DATE	PRINTS ISSUED FOR:	MARK	DATE	REVISIONS	DRAWN CE
2-8-78	OSA	1			DATE 4/12/78
		2			JOB NO. 77-11-1
		3			CE
		4			
		5			

EDDY - PAYNTER - RENNIFRO & ASSOCIATES
 ARCHITECTS
 5405 STOCKDALE HWY.
 BAKERSFIELD, CALIFORNIA 93309
 (805) 832-1100

PARTIAL SITE DEVELOPMENT PLAN
 ADDITIONS & ALTERATIONS, HORACE MANN SCHOOL
 BAKERSFIELD CITY SCHOOL DISTRICT
 BAKERSFIELD, CALIFORNIA





EDDY - PAYNTEIR - REINERO & ASSOCIATES
 A.I.A. ARCHITECTS - 5405 STOCKDALE HWY. BAKERSFIELD, CALIFORNIA 93309 - (805) 832-1105

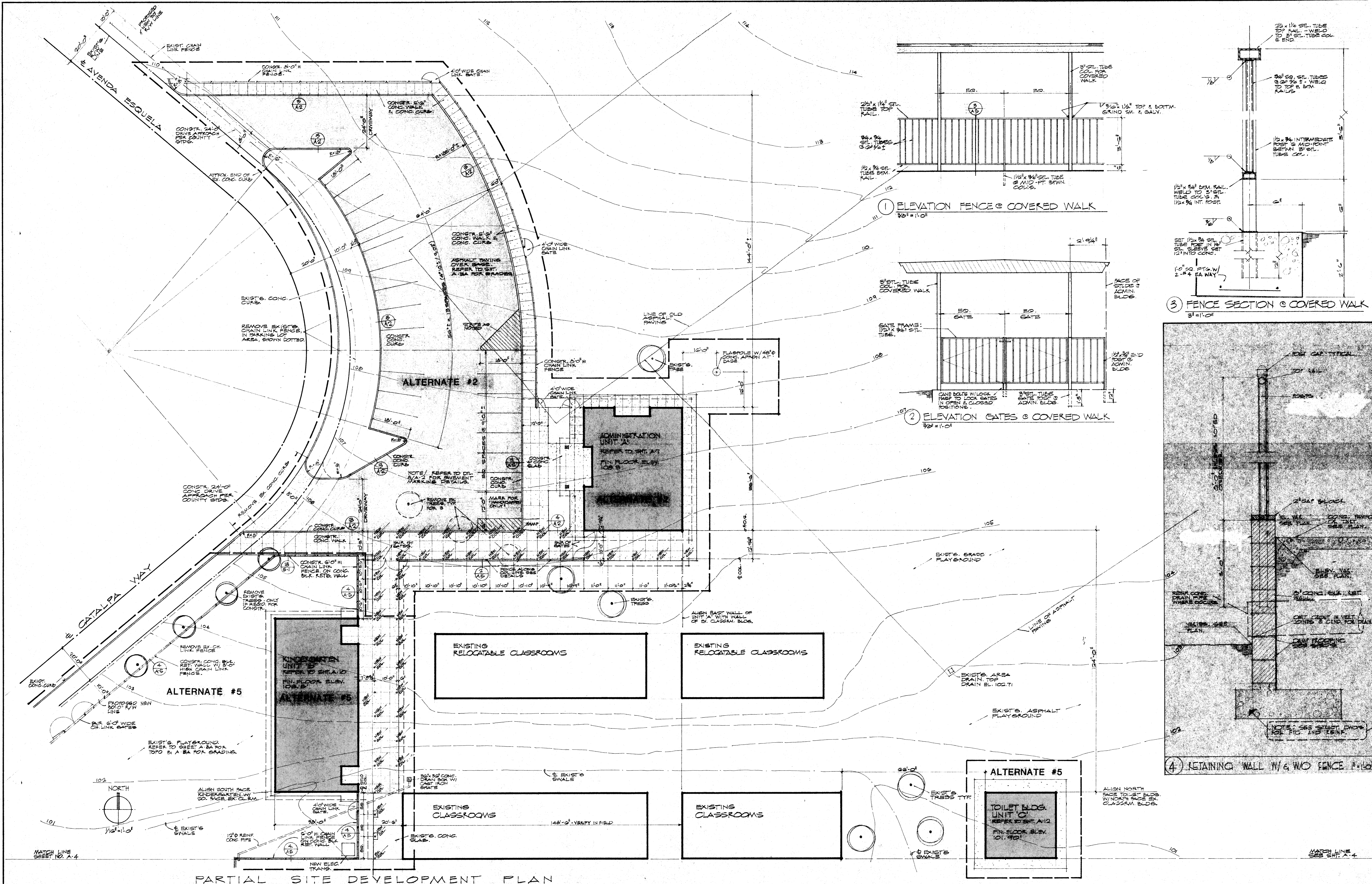
THE CLIENT WARRANTS AND REPRESENTS AND SHALL REMAIN RESPONSIBLE FOR THE ACCURACY OF THE INFORMATION PROVIDED TO THE ARCHITECT AND SHALL HOLD THE ARCHITECT HARMLESS FROM AND AGAINST ALL CLAIMS, DAMAGES, LOSSES AND EXPENSES, INCLUDING REASONABLE ATTORNEY'S FEES, ARISING OUT OF OR FROM THE ARCHITECT'S NEGLIGENCE IN THE PERFORMANCE OF HIS PROFESSIONAL SERVICES. THE ARCHITECT'S LIABILITY SHALL BE LIMITED TO THE AMOUNT OF THE ARCHITECT'S FEE. THE ARCHITECT SHALL NOT BE RESPONSIBLE FOR THE CONSTRUCTION OF THE PROJECT OR FOR THE PERFORMANCE OF THE CONTRACTOR'S OBLIGATIONS UNDER THE CONTRACT. THE ARCHITECT'S OBLIGATIONS ARE LIMITED TO THE DESIGN AND CONSTRUCTION OF THE PROJECT AS SHOWN ON THESE PLANS AND SPECIFICATIONS. NO OTHER OBLIGATIONS SHALL BE IMPLIED BY THE ARCHITECT'S PROFESSIONAL STATUS. THE ARCHITECT'S LIABILITY SHALL BE LIMITED TO THE AMOUNT OF THE ARCHITECT'S FEE. THE ARCHITECT SHALL NOT BE RESPONSIBLE FOR THE CONSTRUCTION OF THE PROJECT OR FOR THE PERFORMANCE OF THE CONTRACTOR'S OBLIGATIONS UNDER THE CONTRACT. THE ARCHITECT'S OBLIGATIONS ARE LIMITED TO THE DESIGN AND CONSTRUCTION OF THE PROJECT AS SHOWN ON THESE PLANS AND SPECIFICATIONS. NO OTHER OBLIGATIONS SHALL BE IMPLIED BY THE ARCHITECT'S PROFESSIONAL STATUS.

APPROVED
 OFFICE OF THE STATE ARCHITECT
 STRUCTURAL SAFETY SECTION
 441306 APPROVED APR 27 1978

DATE	PRINTS ISSUED FOR:	MARK	DATE	REVISIONS	DRAWN BY
2-5-78	OSA				DATE 4/12/78
					JOB NO. 77-11-1
					CHECK'D

OSA
 ROBERT H. EDDY C-1688
 WILLIAM H. PAYNTEIR C-1688
 Donald W. Reifer
 DONALD W. REINERO C-1688

PARTIAL GRADING PLAN
 A
 4A



PARTIAL SITE DEVELOPMENT PLAN


APPROVED

 OFFICE OF THE PLANNING DIRECTOR
 PLANNING DIVISION
 APPROVED 4/17/78

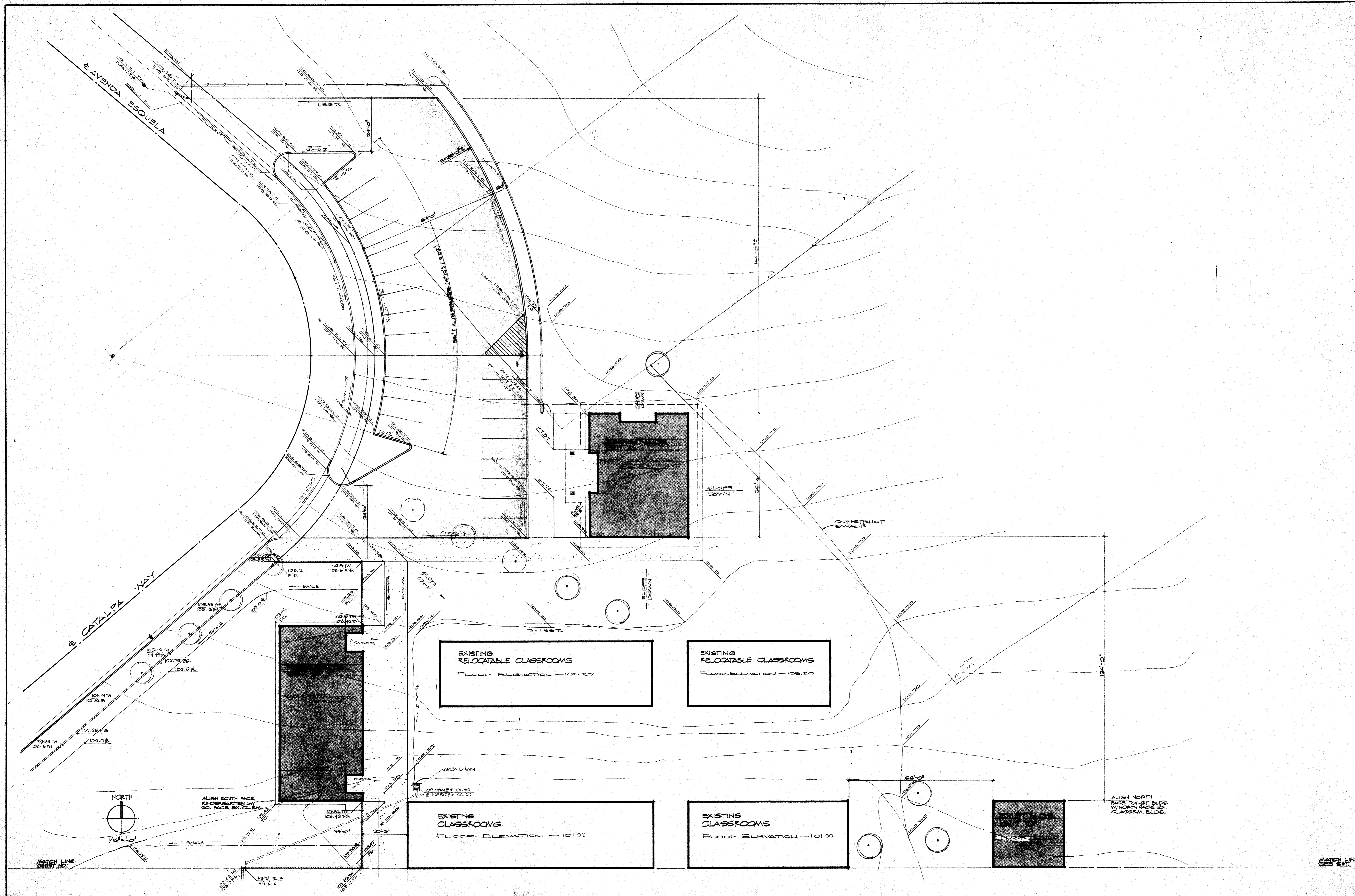
DATE	PRINTS ISSUED FOR:	MARK	DATE	REVISIONS	DRAWN CE
7-8-78	CSA	1			DATE 4/12/78
		2			JOB NO. 77-711
		3			CHECK'D
		4			

ROBERT M. EDRY C-891
 WILLIAM H. PATNER C-1654
 EDDY, PATNER & ASSOCIATES
 ARCHITECTS - 5405 STOCKDALE HWY. BAKERSFIELD, CALIFORNIA 93309 - (805) 832-1105

PARTIAL SITE DEVELOPMENT PLAN
 ADDITIONS & ALTERATIONS, HORACE MANN SCHOOL
 BAKERSFIELD CITY SCHOOL DISTRICT
 BAKERSFIELD, CALIFORNIA



EDDY - PATNER & ASSOCIATES
 ARCHITECTS - 5405 STOCKDALE HWY. BAKERSFIELD, CALIFORNIA 93309 - (805) 832-1105



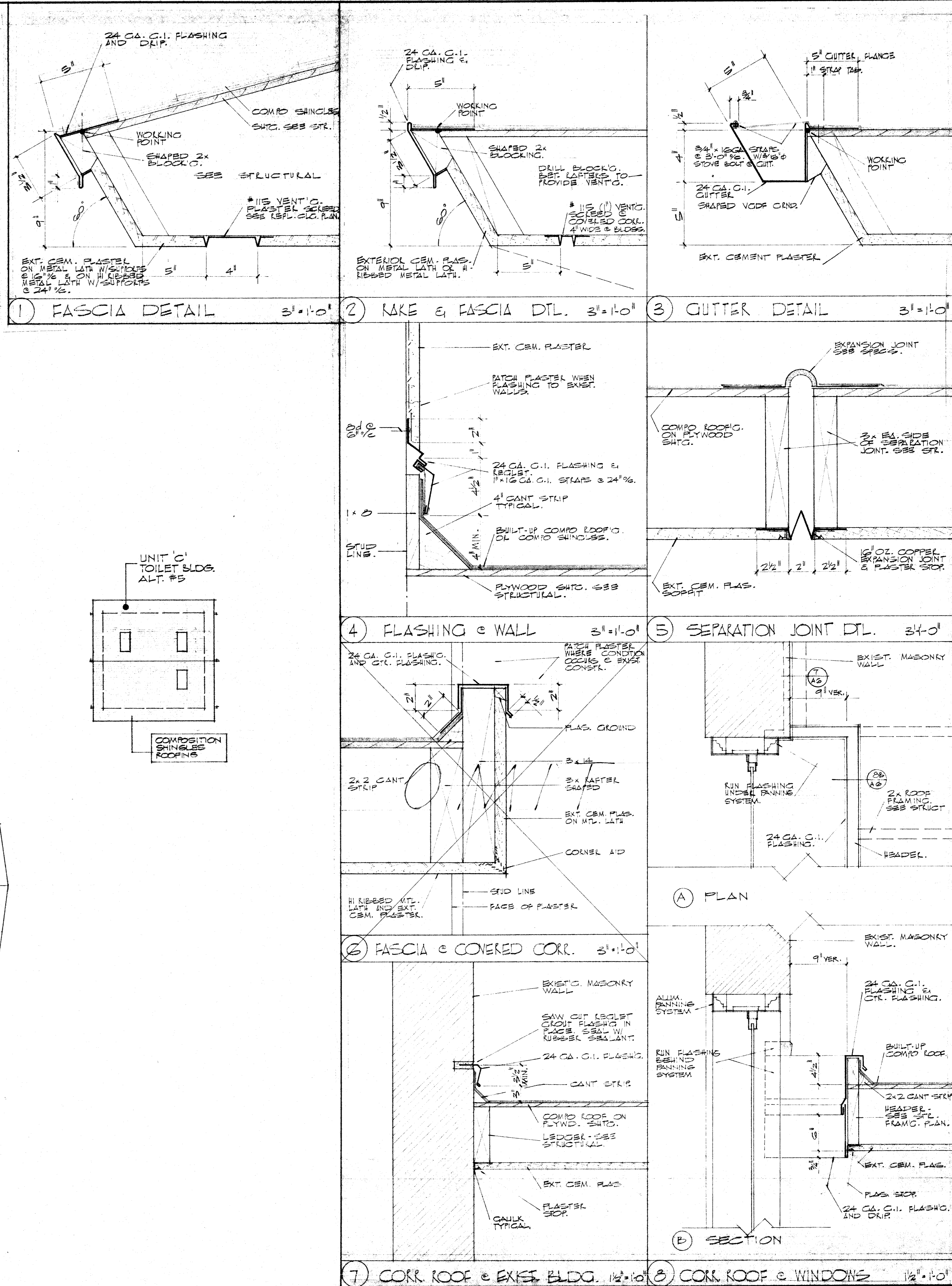
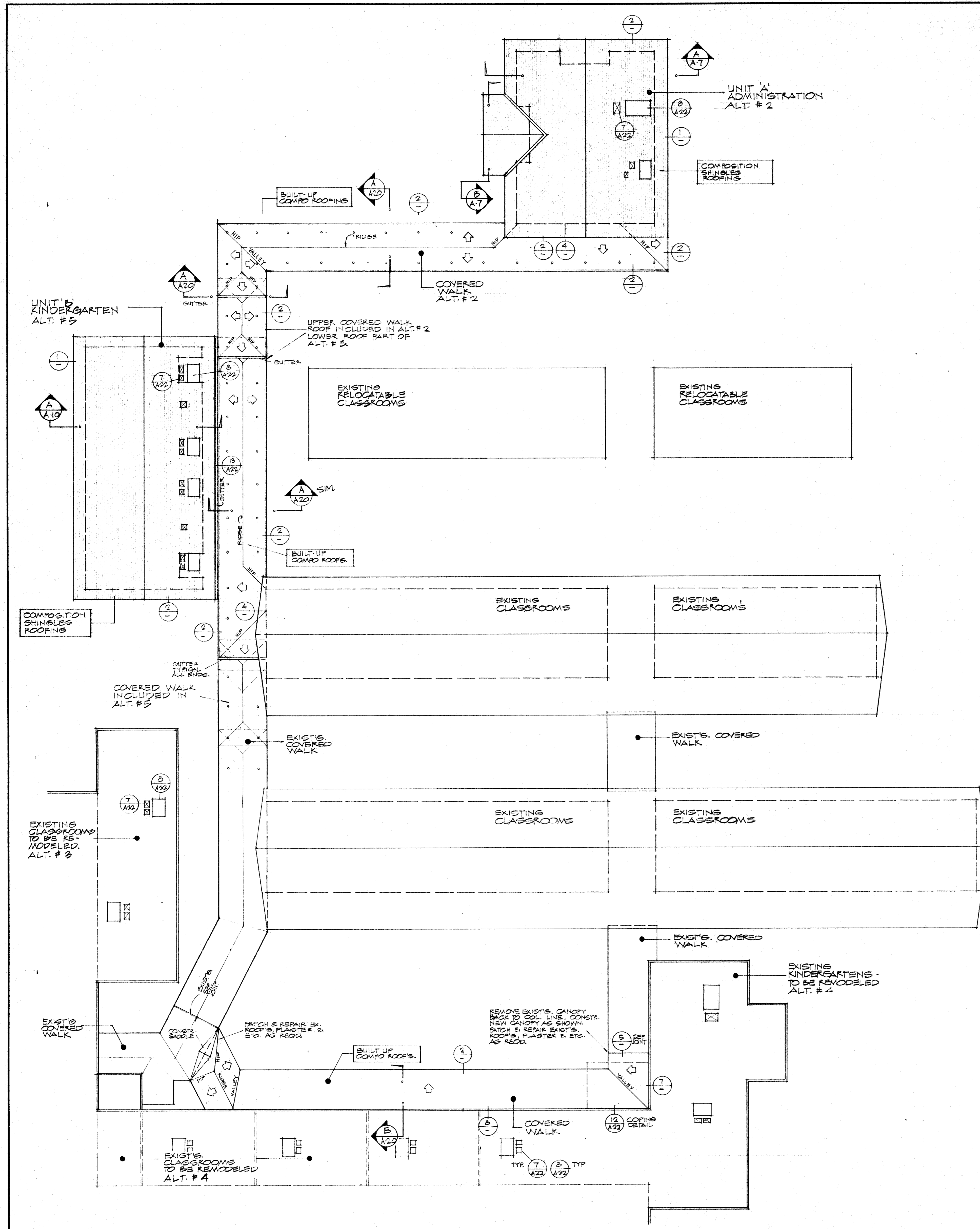
THE CLIENT AND/OR ARCHITECT AND/OR ENGINEER AND/OR CONTRACTOR SHALL BE RESPONSIBLE FOR OBTAINING ALL NECESSARY PERMITS AND APPROVALS FROM THE LOCAL, STATE AND FEDERAL AGENCIES AND FOR THE PROTECTION OF THE PROPERTY OF THE ARCHITECT AND/OR ENGINEER AND/OR CONTRACTOR. THE ARCHITECT AND/OR ENGINEER AND/OR CONTRACTOR SHALL BE RESPONSIBLE FOR THE PROTECTION OF THE PROPERTY OF THE ARCHITECT AND/OR ENGINEER AND/OR CONTRACTOR. THE ARCHITECT AND/OR ENGINEER AND/OR CONTRACTOR SHALL BE RESPONSIBLE FOR THE PROTECTION OF THE PROPERTY OF THE ARCHITECT AND/OR ENGINEER AND/OR CONTRACTOR.

APPROVED
 2/28/78
 2/28/78

DATE	PRINTS ISSUED FOR:	MARK	DATE	REVISIONS	DRAWN BY
2-28-78	OSA	1			ROBERT H. RDEY
		2			WILLIAM H. PARTNER
		3			RONALD W. STUBBS
		4			
		5			
		6			

UG
 ROBERT H. RDEY C-878
 WILLIAM H. PARTNER C-1654
 RONALD W. STUBBS C-1282

PARTIAL GRADING PLAN



THE SEALS AND SIGNATURES OF THE ARCHITECT AND ENGINEER ARE HEREBY SET FORTH AS REQUIRED BY THE PROFESSIONAL ACTS AND REGULATIONS OF THE STATE OF CALIFORNIA. THESE SEALS AND SIGNATURES ARE THE PROPERTY OF THE ARCHITECT AND ENGINEER AND SHALL BE RETURNED TO THEM UPON THE COMPLETION OF THE PROJECT. ANY REPRODUCTION OR ALTERATION OF THESE SEALS AND SIGNATURES WITHOUT THE WRITTEN CONSENT OF THE ARCHITECT AND ENGINEER IS STRICTLY PROHIBITED. ANY VIOLATION OF THESE TERMS SHALL BE CONSIDERED A VIOLATION OF THE PROFESSIONAL ACTS AND REGULATIONS OF THE STATE OF CALIFORNIA.

APPROVED
 441306-37 APR 7 1978
 ARCHITECT
 WILLIAM H. PATNER & ASSOCIATES
 ARCHITECTS - CALIFORNIA

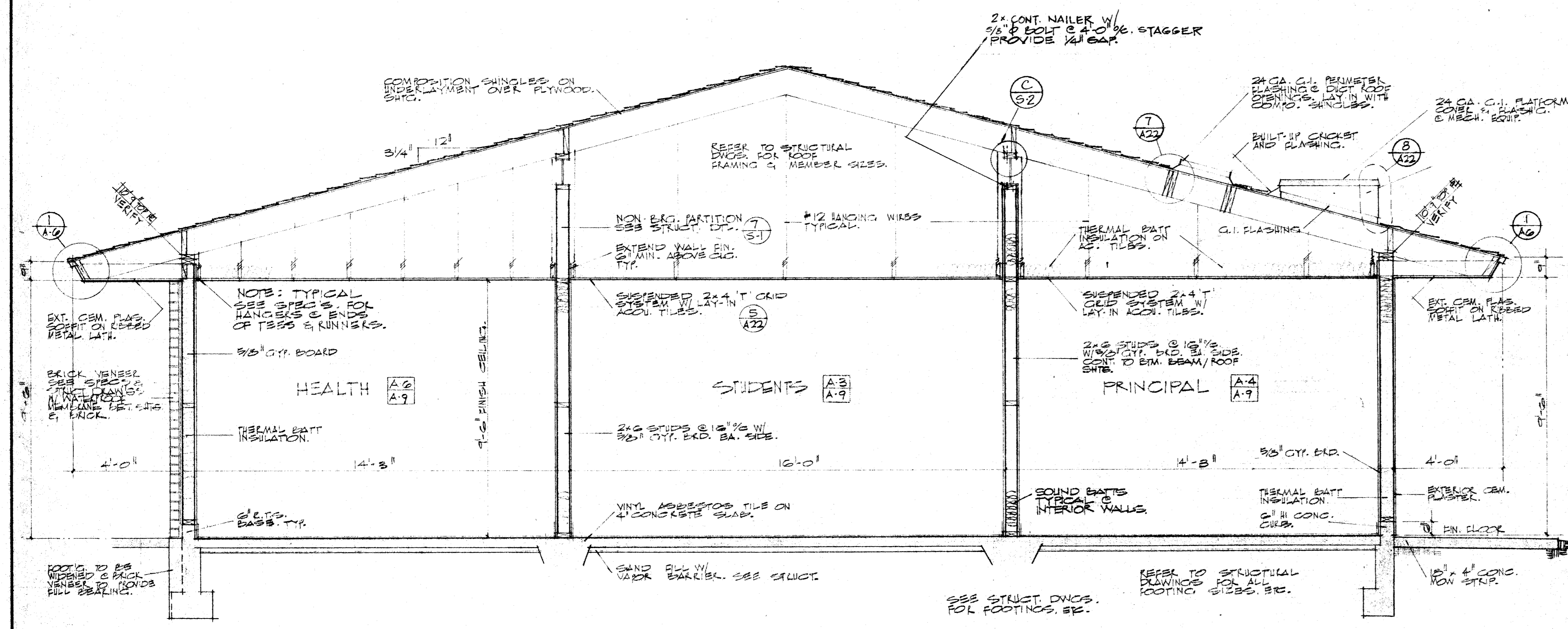
DATE	PRINTS ISSUED FOR:	MARK	DATE	REVISIONS	DRAWN BY
2-8-78	OSB				

DATE	PRINTS ISSUED FOR:	MARK	DATE	REVISIONS	DRAWN BY
2-8-78	OSB				

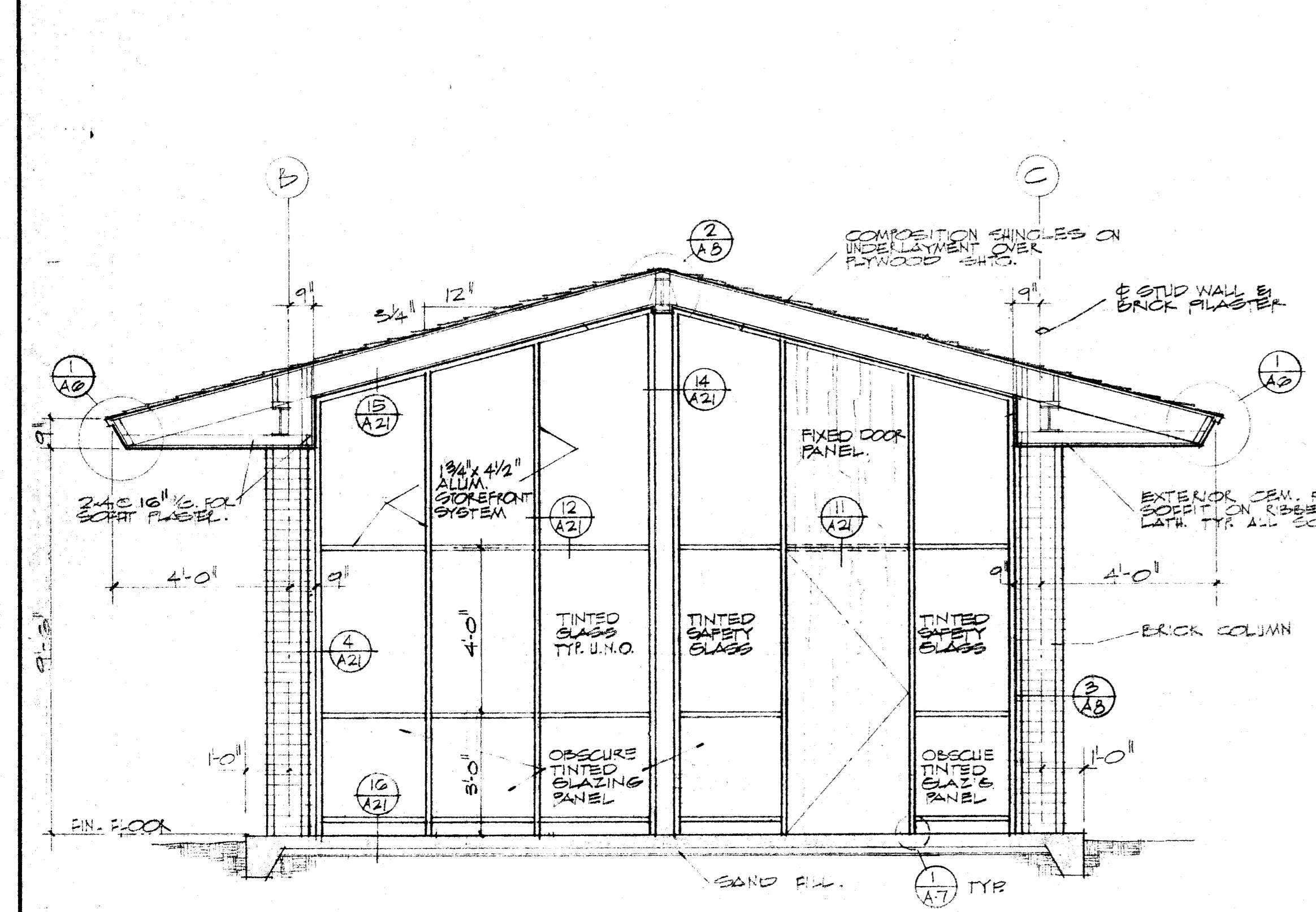
ROBERT N. EDDY - C-933
 WILLIAM H. PATNER - C-1654
 ARCHITECTS - CALIFORNIA
 5405 STOCKDALE HWY. BAKERSFIELD, CALIFORNIA 93309 - (805) 832-1105

ROOF PLAN & DETAILS
 ADDITIONS & ALTERATIONS, HORACE MANN SCHOOL
 BAKERSFIELD CITY SCHOOL DISTRICT
 BAKERSFIELD, CALIFORNIA

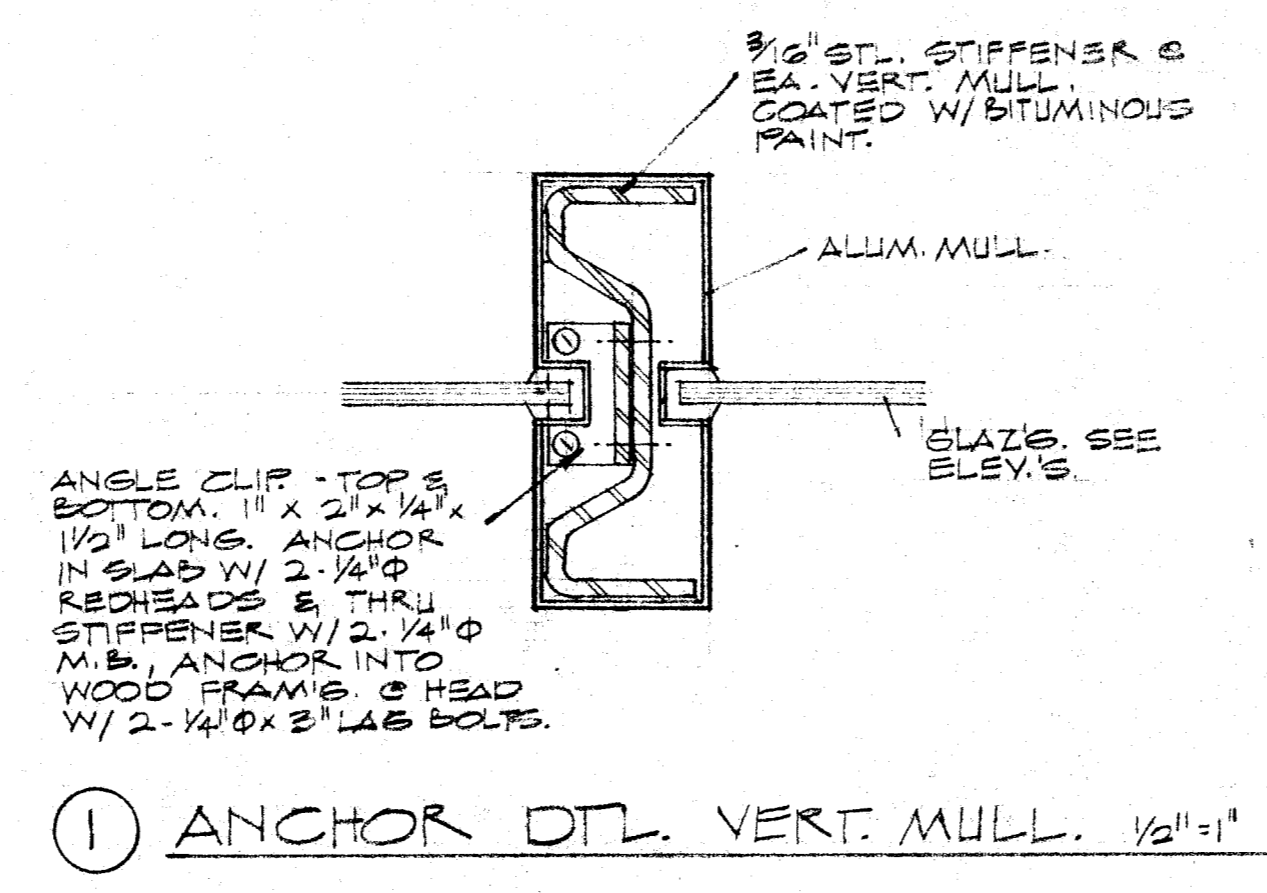
EDDY - PATNER & ASSOCIATES
 ARCHITECTS - CALIFORNIA 93309 - (805) 832-1105
 5405 STOCKDALE HWY. BAKERSFIELD, CALIFORNIA



TYPICAL CROSS SECTION ADMINISTRATION - UNIT 'A' 3/8" = 1'-0"

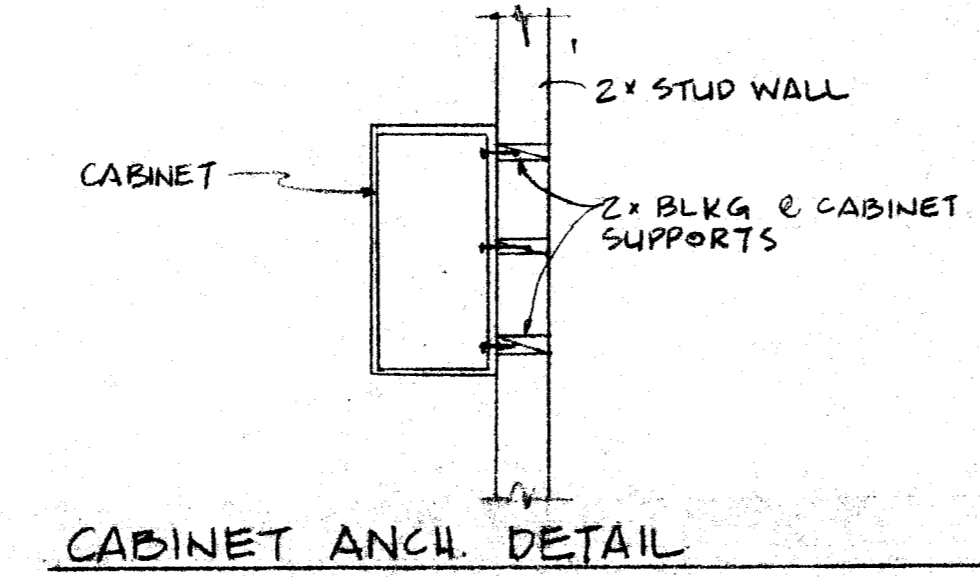


TYPICAL CROSS SECTION - CANOPY 3/8" = 1'-0"

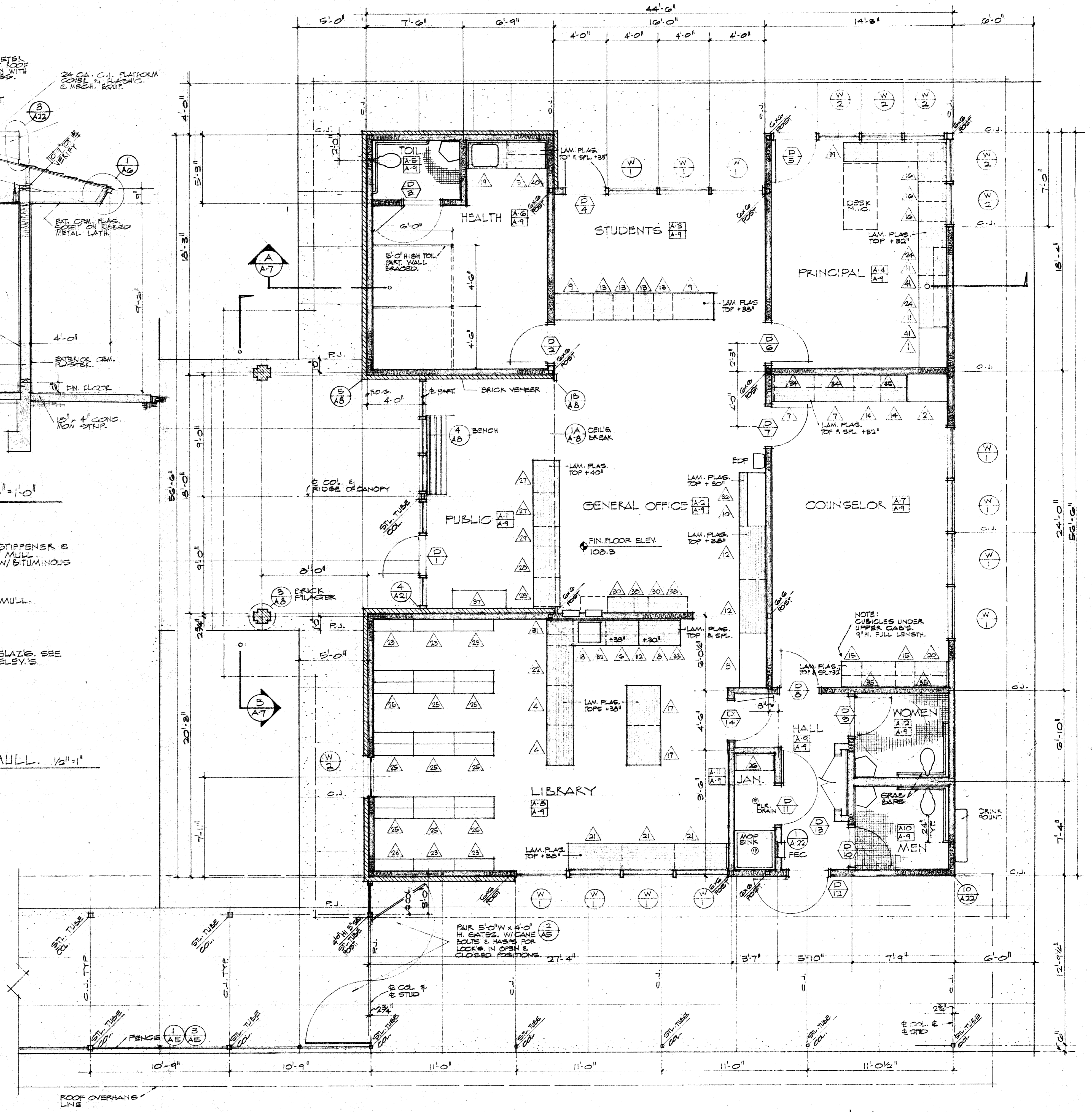


ANCHOR DET. VERT. MULL. 1/2" = 1'-0"

TYPICAL ALL BUILDINGS
 TYPICAL ANCHORAGE OF CABINETS & SHELVES:
 BASE CABINETS, UPPER CABINETS, TALL CABINETS
 & SHELVES: TO BE SECURED TO WALL W/ #8
 WOOD SCREWS (MIN. 1 1/2" PENT.) @ 2'-0" o.c.
 TOP & BOTTOM AND MIDDLE OF CABINETS.



CABINET ANCH. DETAIL 1/2" = 1'-0"



FLOOR PLAN - ADMINISTRATION BLDG - UNIT 'A' 1/4" = 1'-0"
 ALTERNATE #2

THE OWNER, ARCHITECT AND CONTRACTOR SHALL BE RESPONSIBLE FOR OBTAINING ALL NECESSARY PERMITS AND APPROVALS FROM THE LOCAL, STATE AND FEDERAL AGENCIES. THE CONTRACTOR SHALL BE RESPONSIBLE FOR OBTAINING ALL NECESSARY PERMITS AND APPROVALS FROM THE LOCAL, STATE AND FEDERAL AGENCIES. THE CONTRACTOR SHALL BE RESPONSIBLE FOR OBTAINING ALL NECESSARY PERMITS AND APPROVALS FROM THE LOCAL, STATE AND FEDERAL AGENCIES.

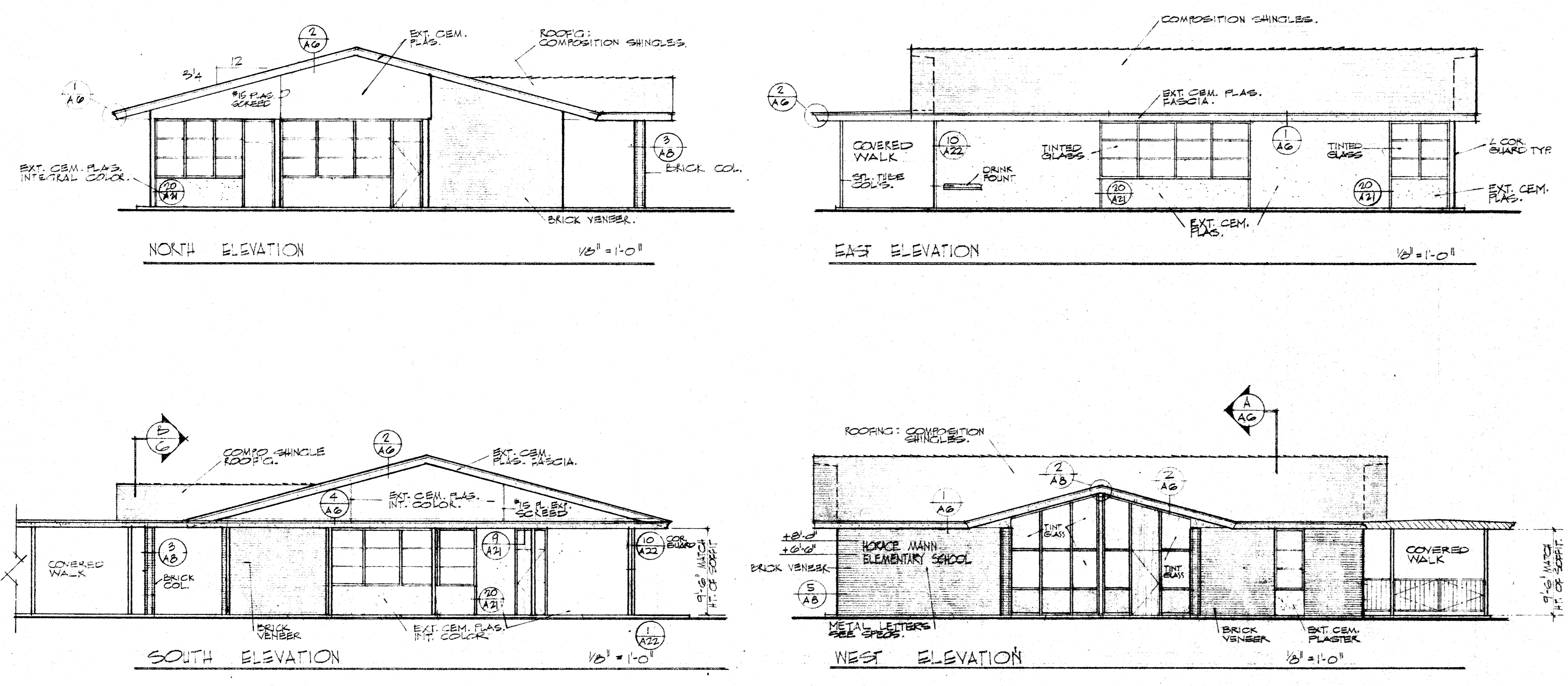
APPROVED
 4-11-78
 4-11-78

DATE	PRINTS ISSUED FOR:	MARK	DATE	REVISIONS	DRAWN BY
2-8-78	DSA				DATE 4/12/78
					JOB NO. 77-91-1
					CHECK'D

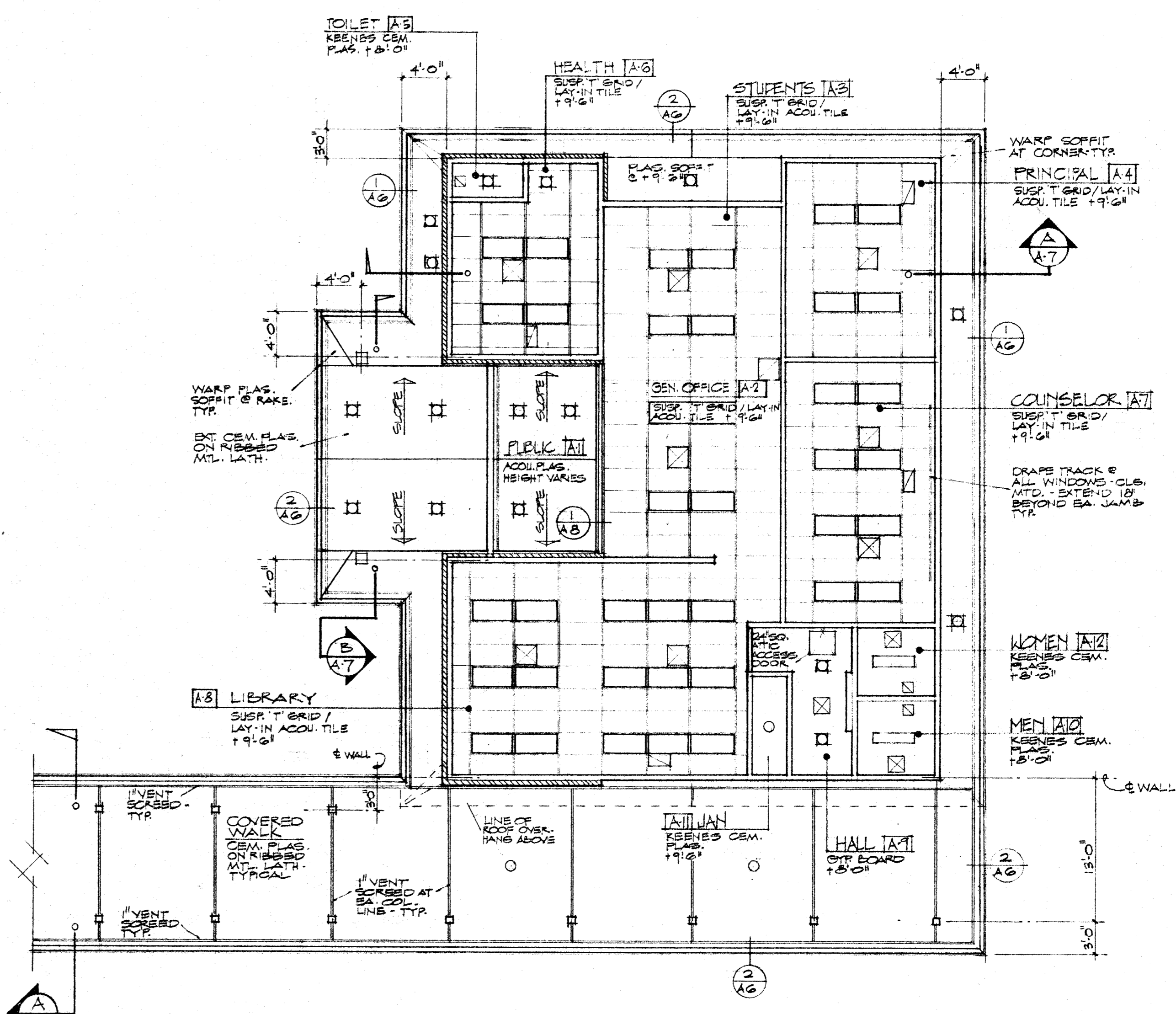
ROBERT H. EDDY C-833
 WILLIAM H. PAYNTER C-1654
 DONALD W. REINERO C-2222

UNIT 'A' - FLOOR PLAN / SECTIONS
 ADDITIONS & ALTERATIONS, HORACE MANN SCHOOL
 BAKERSFIELD CITY SCHOOL DISTRICT
 BAKERSFIELD, CALIFORNIA

A
 7

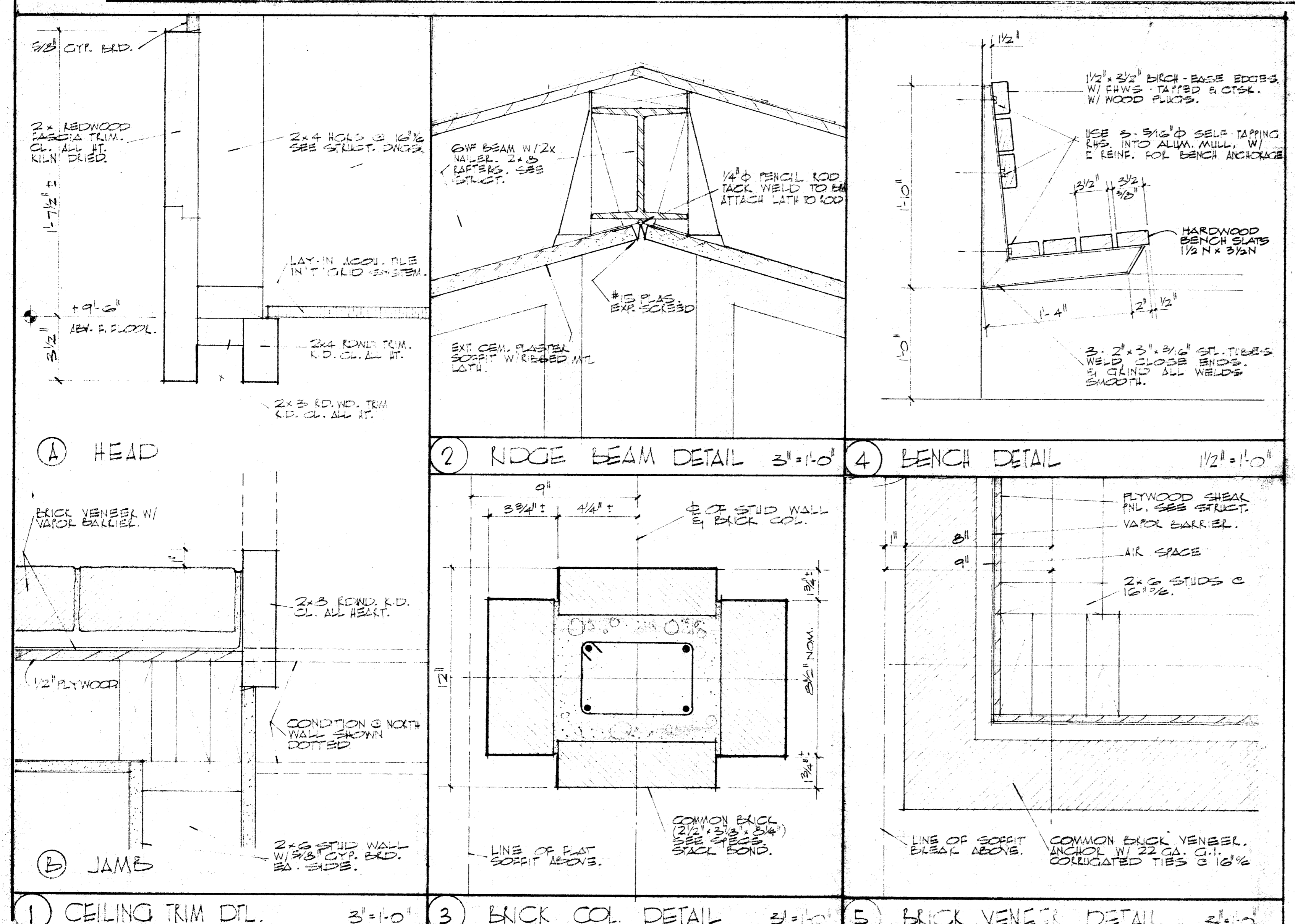


EXTERIOR ELEVATIONS - UNIT 'A'



REFLECTED CEILING PLAN - UNIT 'A'

SEE SUSPENDED T-BAR CEILING NOTE SHT. (A)



APPROVED

DATE: 2-8-78

PROJECT: 144E-306

APPROVED: [Signature]

DATE: 2-8-78

PROJECT: 144E-306

APPROVED: [Signature]

DATE	PRINTS ISSUED FOR:	MARK	DATE	REVISIONS	DRAWN BY/SFO
2-8-78	OSA	1			WILLIAM M. PATNER C-1054
		2			ROBERT N. EDDY C-893
		3			WILLIAM M. PATNER C-1054
		4			ROBERT N. EDDY C-893
		5			WILLIAM M. PATNER C-1054

W.M. PATNER & ASSOCIATES

ARCHITECTS

5405 STOCKDALE HWY. BAKERSFIELD, CALIFORNIA 93309

TELEPHONE (805) 832-1105

ALTERNATE #2

UNIT 'A' - EXT. ELEV. / REFL. CLG. PLAN

ADDITIONS & ALTERATIONS, HORACE MANN SCHOOL

BAKERSFIELD CITY SCHOOL DISTRICT

BAKERSFIELD, CALIFORNIA

A

8

EDDY - PAYNTER & ASSOCIATES
 ARCHITECTS - 5405 STOCKDALE HWY. BAKERSFIELD, CALIFORNIA 93309 - (805) 832-1105



ALTERNATE #2

THESE DRAWINGS AND SPECIFICATIONS ARE THE PROPERTY OF THE ARCHITECT AND ARE TO BE USED ONLY IN CONNECTION WITH THE PROJECT FOR WHICH THEY WERE PREPARED. NO PART OF THESE DRAWINGS OR SPECIFICATIONS SHALL BE REPRODUCED OR TRANSMITTED IN ANY FORM OR BY ANY MEANS, ELECTRONIC OR MECHANICAL, INCLUDING PHOTOCOPYING, RECORDING, OR BY ANY INFORMATION STORAGE AND RETRIEVAL SYSTEM, WITHOUT THE WRITTEN PERMISSION OF THE ARCHITECT.

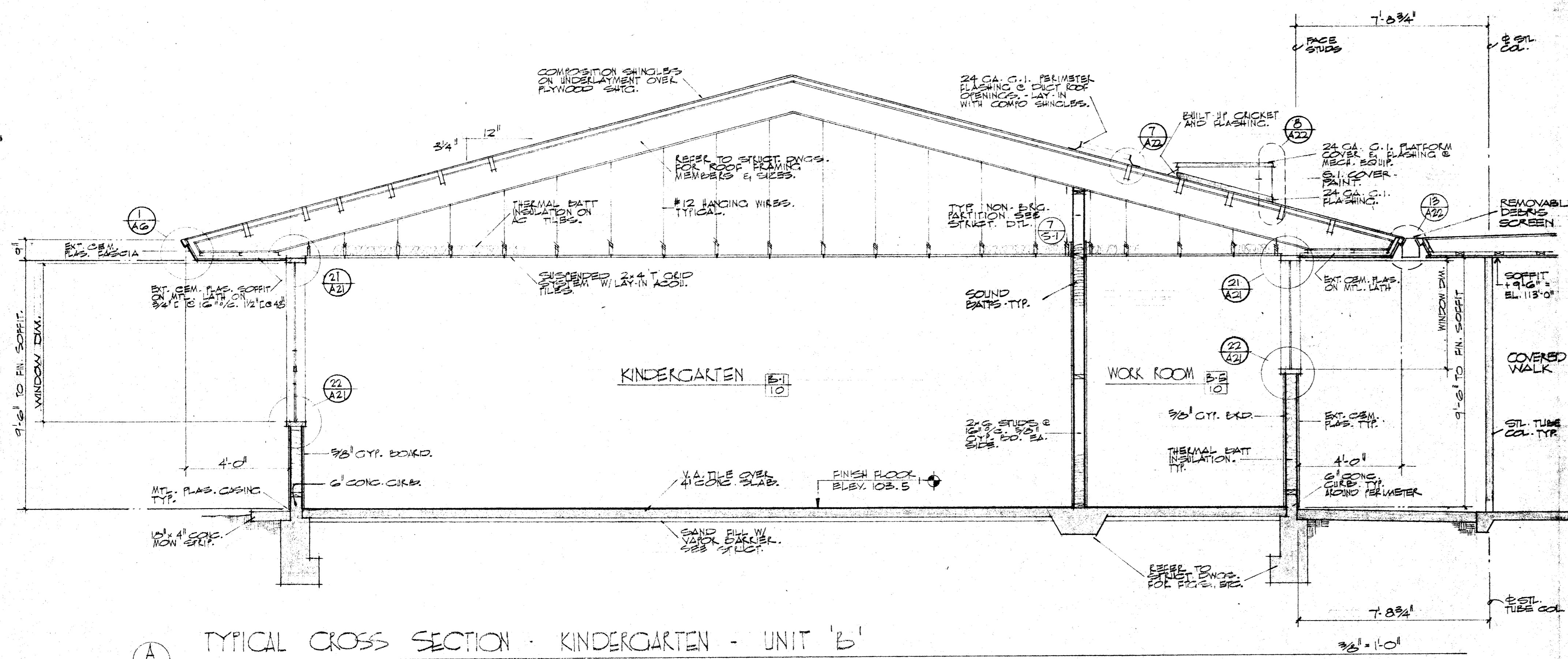
APPROVED
 441306 APPROVED APR-7-78
 WILLIAM H. PAYNTER, C-1354
 ROBERT H. EDDY, C-1353

DATE: 2-8-78
 PRINTS ISSUED FOR: OSA
 MARK: 1, 2, 3, 4, 5
 DATE: 4/12/78
 REVISIONS:
 DRAWN BY: C-1354
 JOB NO.: 77-91-1
 CHECK'D:

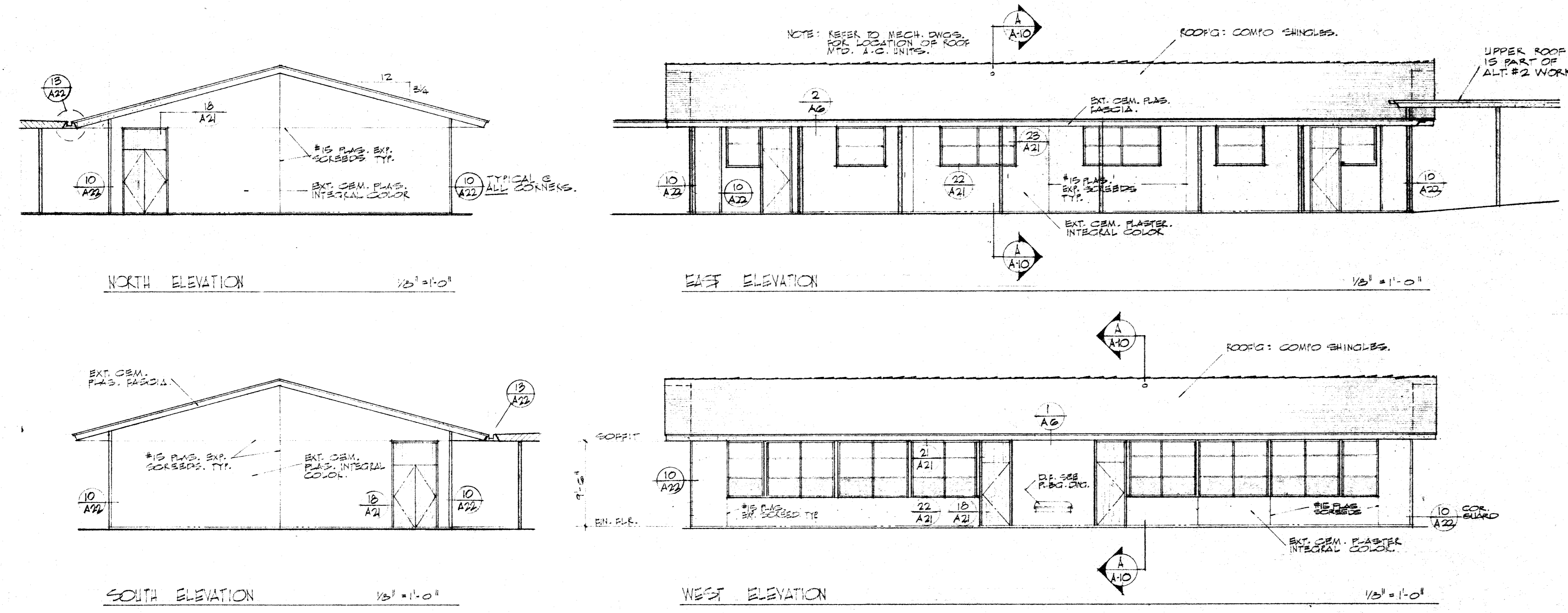
DATE	PRINTS ISSUED FOR	MARK	DATE	REVISIONS	DRAWN BY
2-8-78	OSA	1	4/12/78		C-1354
		2			
		3			
		4			
		5			

EDDY - PAYNTER - RENNIFRO & ASSOCIATES
 WILLIAM H. PAYNTER, C-1354
 ROBERT H. EDDY, C-1353

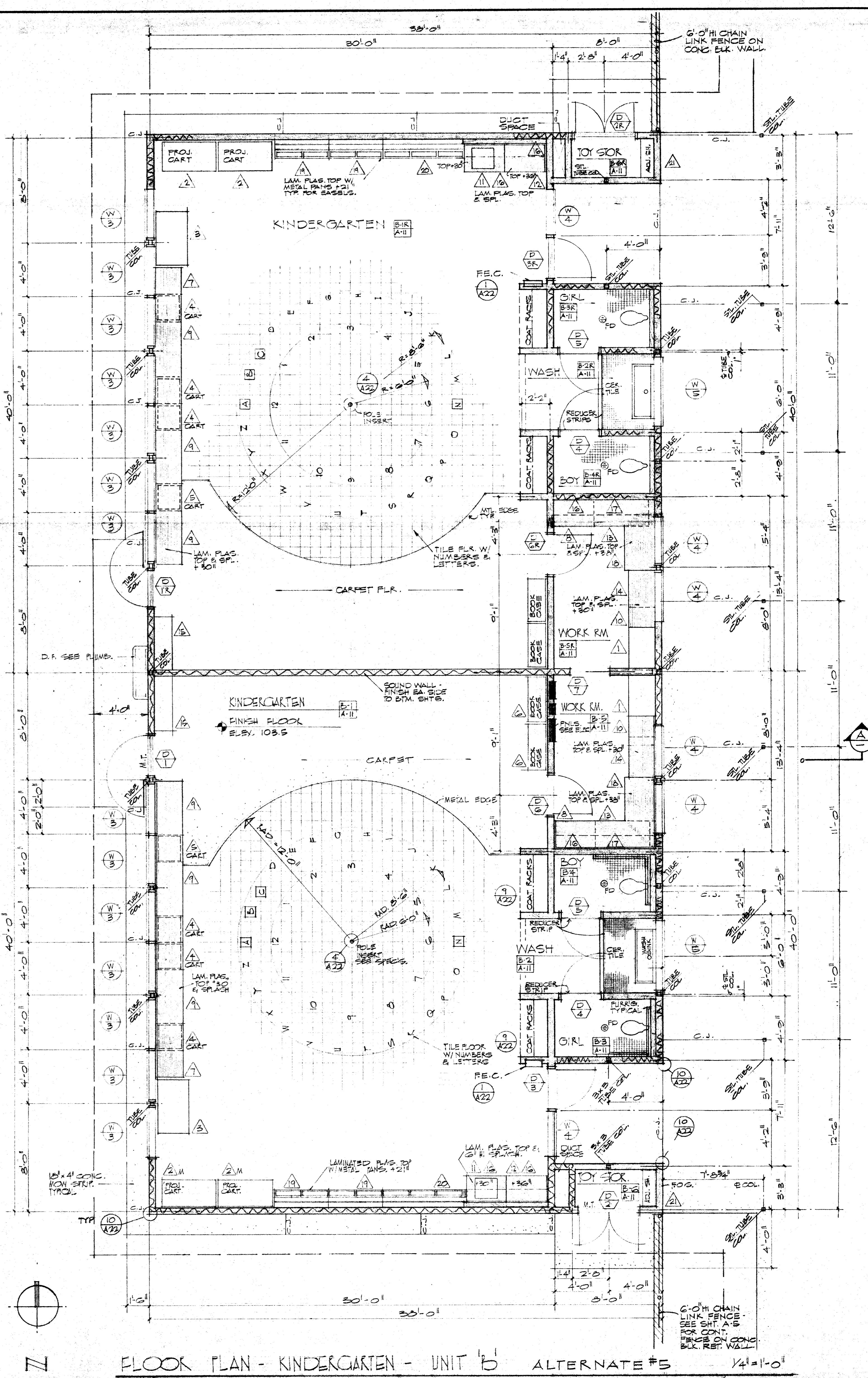
UNIT 'A' - INTERIOR ELEVATIONS
 ADDITIONS & ALTERATIONS - HORACE MANN SCHOOL
 BAKERSFIELD CITY SCHOOL DISTRICT
 BAKERSFIELD, CALIFORNIA



TYPICAL CROSS SECTION - KINDERGARTEN - UNIT 'B'



EXTERIOR ELEVATIONS



FLOOR PLAN - KINDERGARTEN - UNIT 'B' ALTERNATE #5

THE OWNER HEREBY RELEASES AND AGREES TO HOLD HARMLESS THE ARCHITECT AND ASSOCIATES FROM AND AGAINST ALL LIABILITY FOR ANY AND ALL DAMAGES, INCLUDING REASONABLE ATTORNEY'S FEES, THAT MAY BE INCURRED BY THE ARCHITECT AND ASSOCIATES IN CONNECTION WITH THE PERFORMANCE OF THEIR PROFESSIONAL SERVICES UNDER THIS AGREEMENT. THIS RELEASE SHALL NOT BE APPLICABLE TO ANY NEGLIGENCE OR WILLFUL MISFEASANCE BY THE ARCHITECT AND ASSOCIATES. THE ARCHITECT AND ASSOCIATES SHALL NOT BE RESPONSIBLE FOR THE OMISSIONS OR ERRORS IN ANY DRAWINGS OR SPECIFICATIONS PREPARED BY OTHER PROFESSIONALS OR FOR THE OMISSIONS OR ERRORS IN ANY DRAWINGS OR SPECIFICATIONS PREPARED BY OTHER PROFESSIONALS.

APPROVED
 441306
 APPROVED 7-7-78

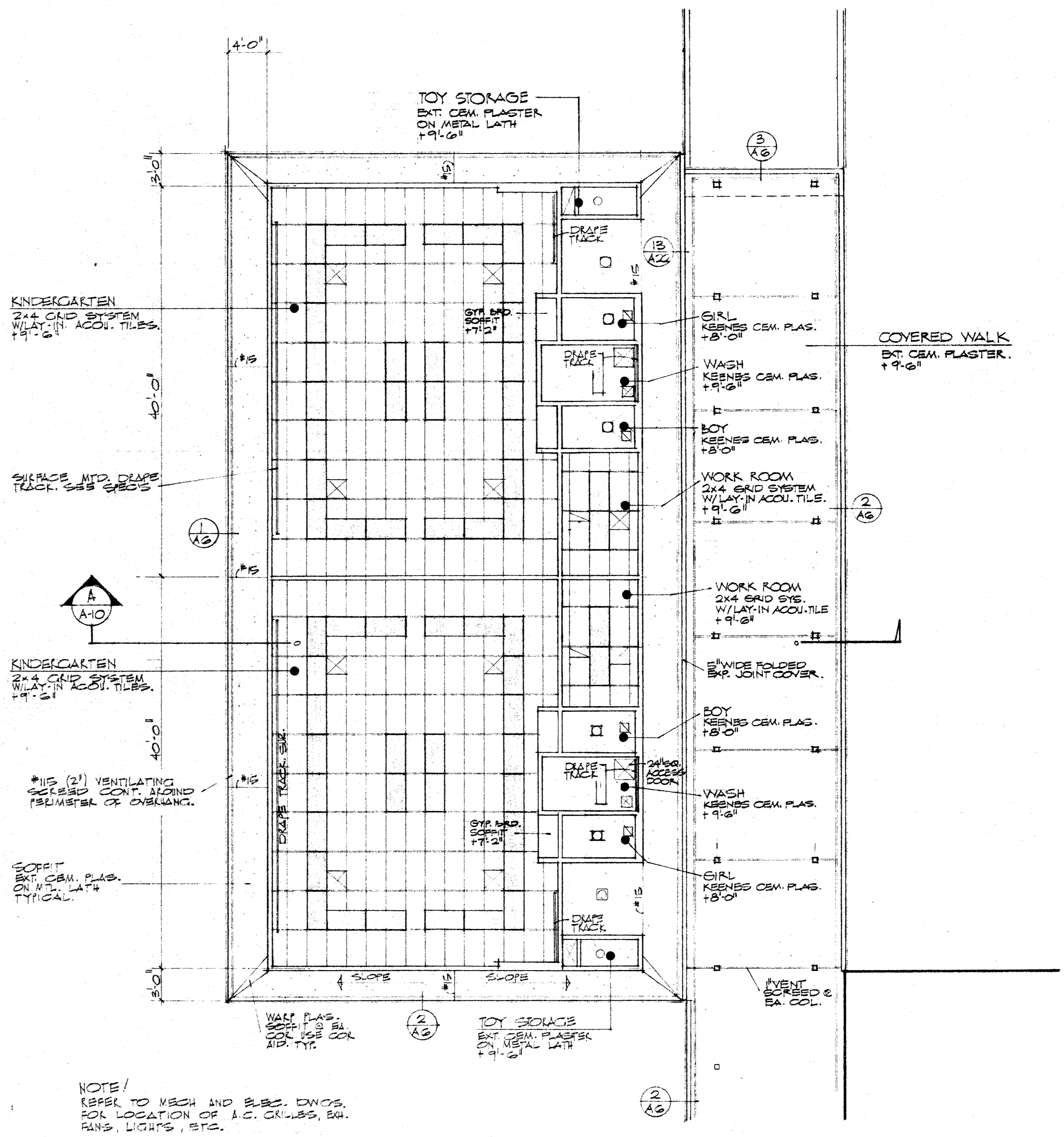
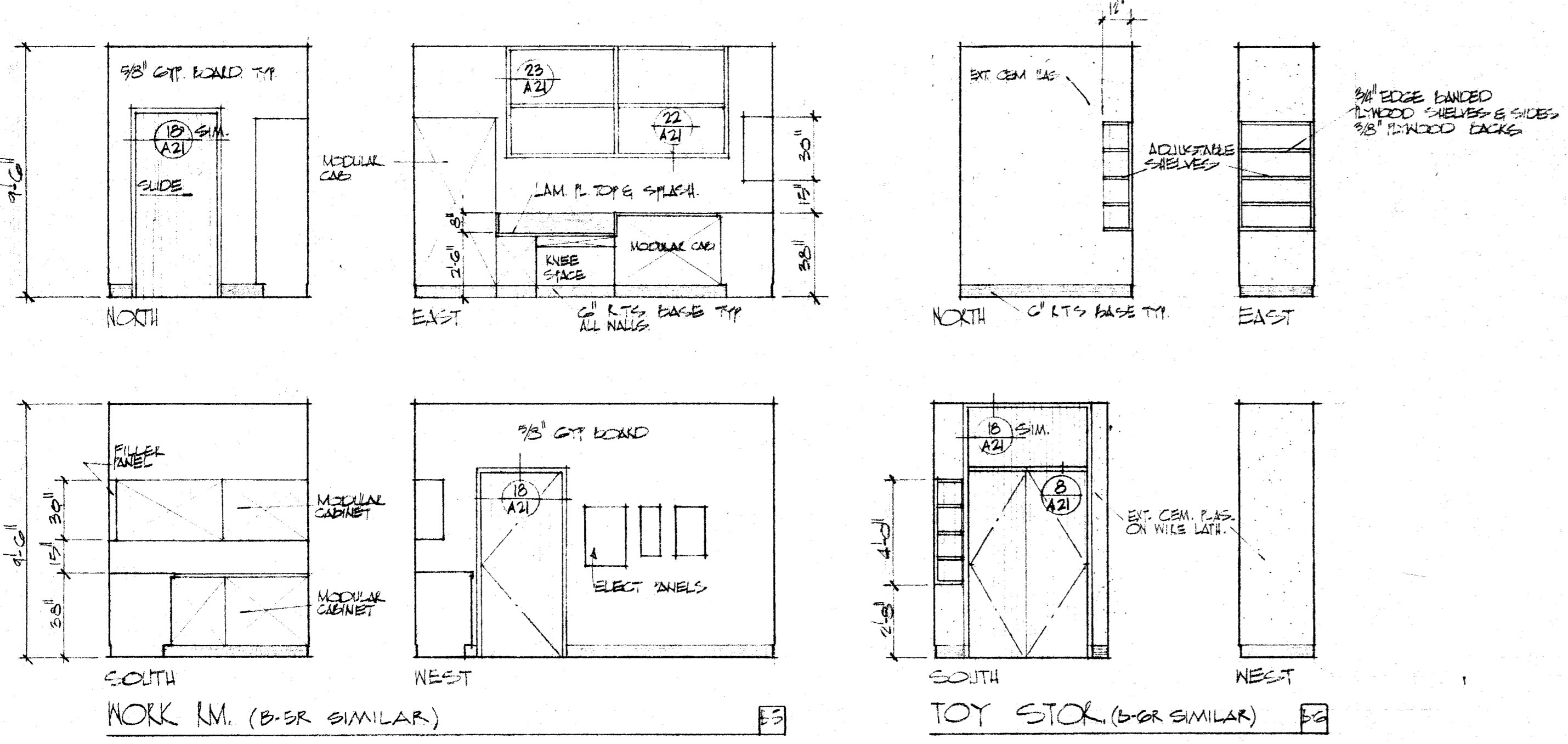
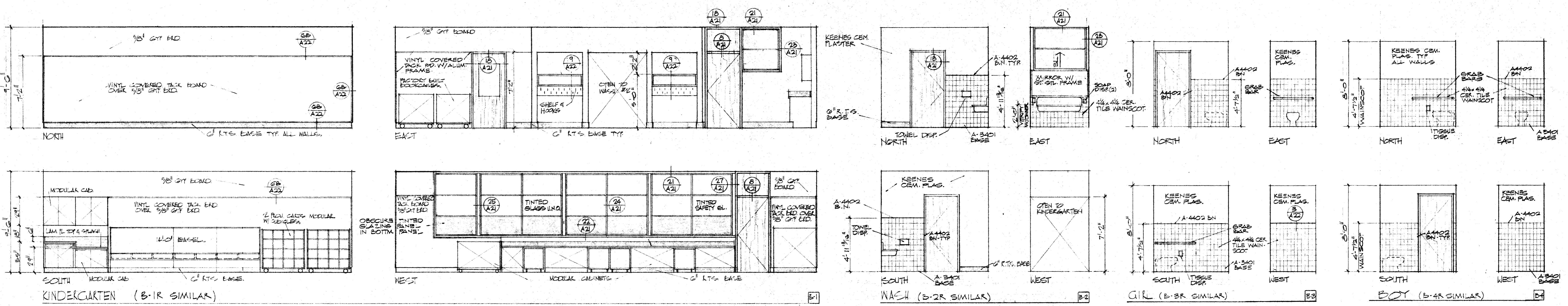
DATE	PRINTS ISSUED FOR:	MARK	DATE	REVISIONS	DRAWN BY
2-8-78	OSA				ROBERT M. EDDY

DATE 4-12-78
 JOB NO. 77-91-1
 CHECK'D

ROBERT M. EDDY C-883
 WILLIAM H. PAYNTER C-1284
 DONALD W. BENFORD C-1282

UNIT 'B' - FLR. PLAN / SECTION / EXT. ELEV.
 ADDITIONS & ALTERATIONS, HORACE MANN SCHOOL
 BAKERSFIELD CITY SCHOOL DISTRICT
 BAKERSFIELD, CALIFORNIA

EDDY - PAYNTER & ASSOCIATES
 ARCHITECTS - 5405 STOCKDALE HWY. BAKERSFIELD, CALIFORNIA 93309 - (805) 832-1105



NOTE:
 REFER TO MECH AND ELEC. DWGS.
 FOR LOCATION OF A.C. CIRCUITS, ETC.
 SEE SUSPENDED T-BAR CEILING NOTE SHEET

ALTERNATE #5

UNIT 'B' - INT. ELEV. / REFL. CLG. PLAN

ADDITIONS & ALTERATIONS, HORACE MANN SCHOOL
 BAKERSFIELD CITY SCHOOL DISTRICT
 BAKERSFIELD, CALIFORNIA

APPROVED
 APR 11 1978
 WILLIAM H. PATNER
 ARCHITECT

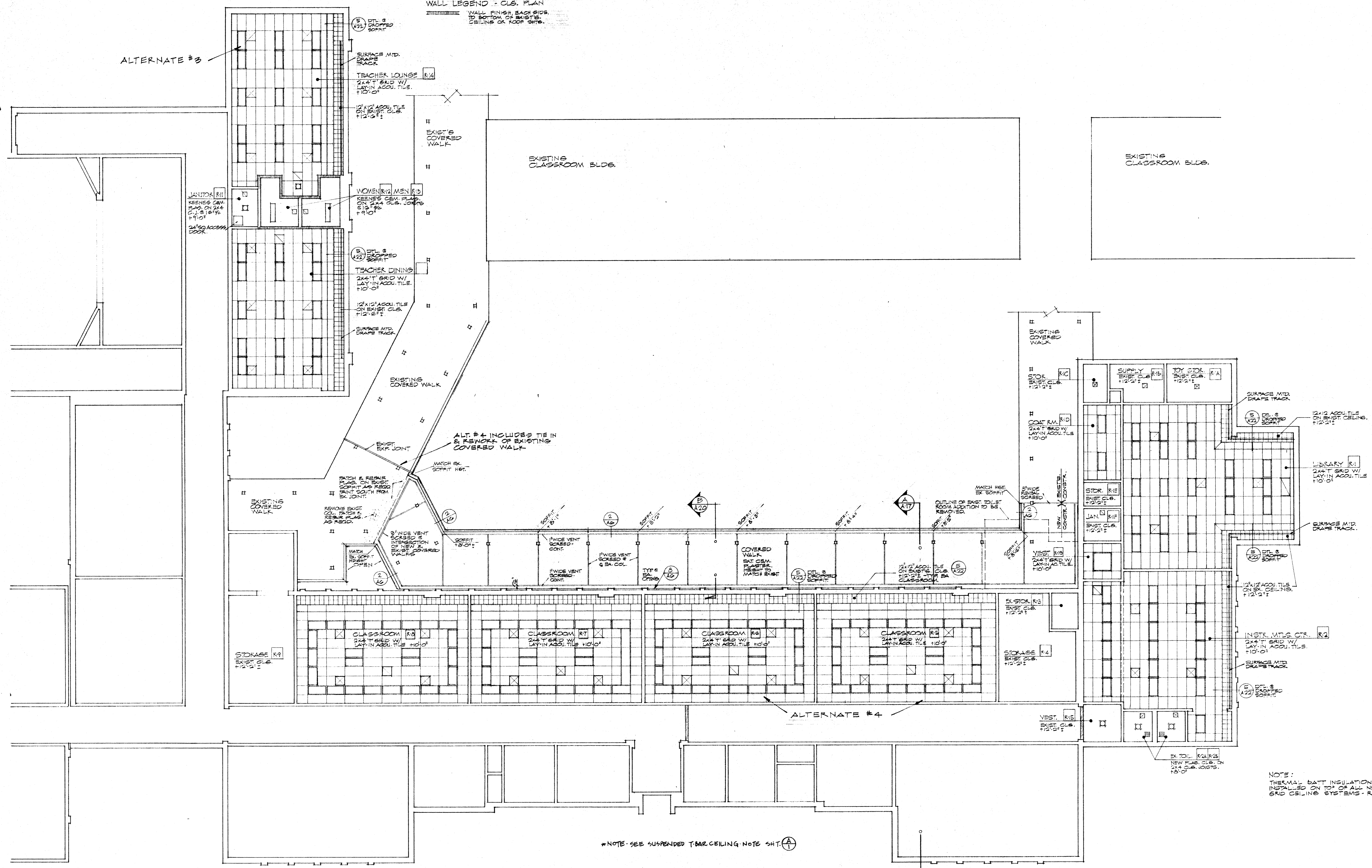
DATE: 2-8-78
 PRINTS ISSUED FOR: OSA
 MARK: [checkmarks]
 DATE: [blank]
 REVISIONS: [blank]
 DRAWN BY: BRO
 DATE: 4/12/78
 JOB NO. 771-1
 CHECK'D: [blank]

ROBERT M. EDDY - C-222
 WILLIAM H. PATNER - C-1654
 DONALD W. RENFRO - C-3282

A 11

WALL LEGEND - CLG. PLAN
 WALL FINISH EACH SIDE TO BOTTOM OF EXISTING CEILING OR KOOF SITE.

ALTERNATE #3



ALT. #4 INCLUDES TIE IN & REWORK OF EXISTING COVERED WALK

ALTERNATE #4

*NOTE - SEE SUSPENDED T-Bar CEILING NOTE SHIT. (A)

NOTE:
 THERMAL BATT INSULATION TO BE INSTALLED ON TOP OF ALL NEW T-GRID CEILING SYSTEMS - R-19.

REFLECTED CEILING PLAN - UNIT 'R' 1/8" = 1'-0"

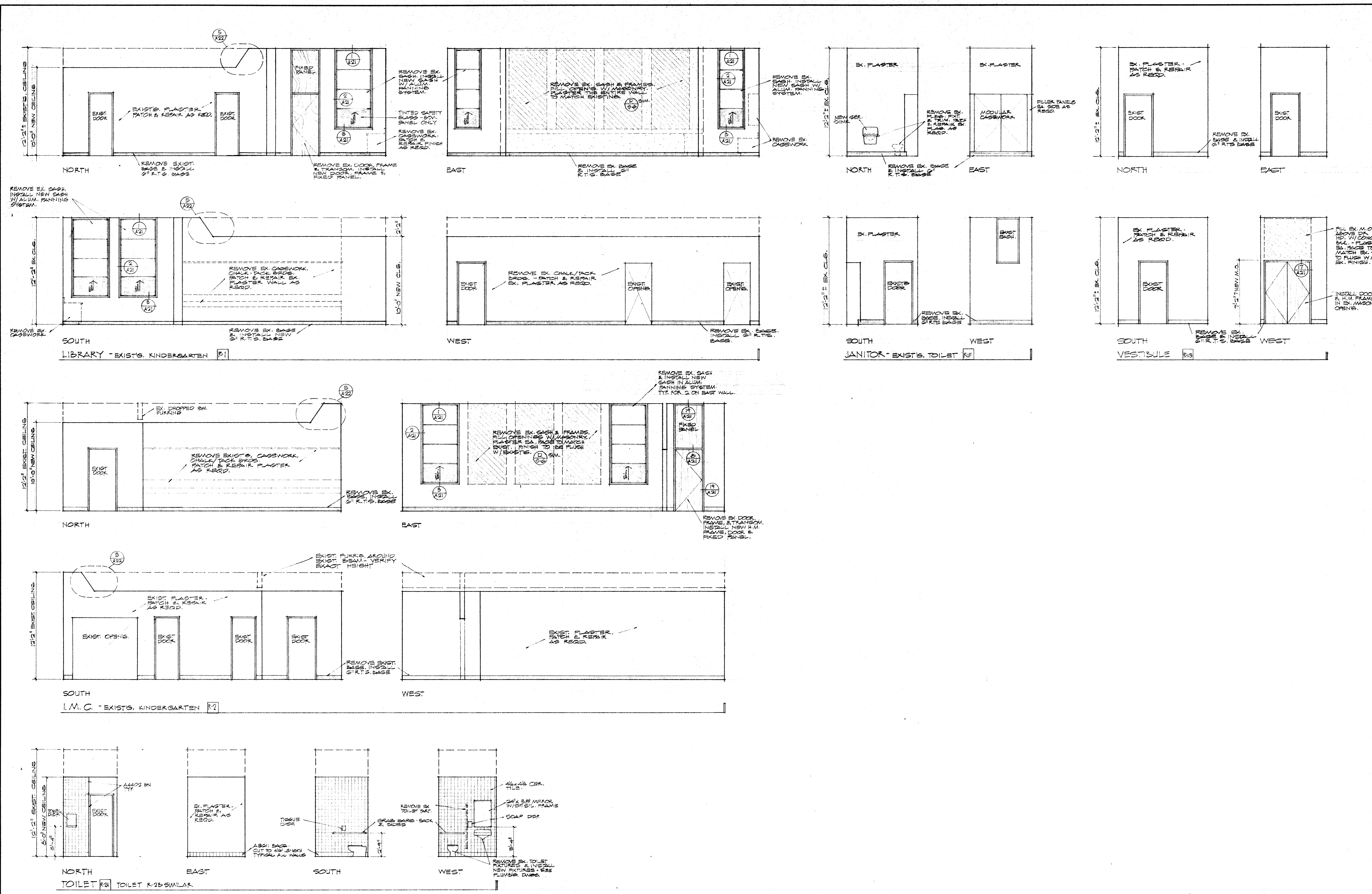
THE ABOVE DRAWING AND SPECIFICATIONS AND ALL OTHERS AND AMENDMENTS HERETO...
 APPROVED
 DATE 1/12/78
 JOB NO. 77-91-1

DATE	PRINTS ISSUED FOR:	MARK	DATE	REVISIONS	DRAWN CE
2-8-78	OSA				

DATE	PRINTS ISSUED FOR:	MARK	DATE	REVISIONS	DRAWN CE
2-8-78	OSA				

ROBERT H. EDDY - C-883
 WILLIAM H. PAYNTER - C-1634
 Donald W. Renfro - C-6333

UNIT 'R' - REFL. CLG. PLAN
 ADDITIONS & ALTERATIONS, HORACE MANN SCHOOL
 BAKERSFIELD CITY SCHOOL DISTRICT
 BAKERSFIELD, CALIFORNIA



ALTERNATE # 4

THE ABOVE DRAWINGS AND SPECIFICATIONS ARE DESIGN, DESIGN AND AMENDMENTS BY ARCHITECTS. THE CONTRACTOR SHALL BE RESPONSIBLE FOR THE PROTECTION AND MAINTENANCE OF ALL EXISTING UTILITIES AND STRUCTURES. THE CONTRACTOR SHALL BE RESPONSIBLE FOR THE PROTECTION AND MAINTENANCE OF ALL EXISTING UTILITIES AND STRUCTURES. THE CONTRACTOR SHALL BE RESPONSIBLE FOR THE PROTECTION AND MAINTENANCE OF ALL EXISTING UTILITIES AND STRUCTURES.

APPROVED
 [Signature]
 DATE: 4/12/78

DATE	PRINTS ISSUED FOR:	MARK	DATE	REVISIONS	DRAWN CE
2-8-78	OSA	1			DATE 4/12/78
		2			JOB NO. 77-911
		3			CHECK'D

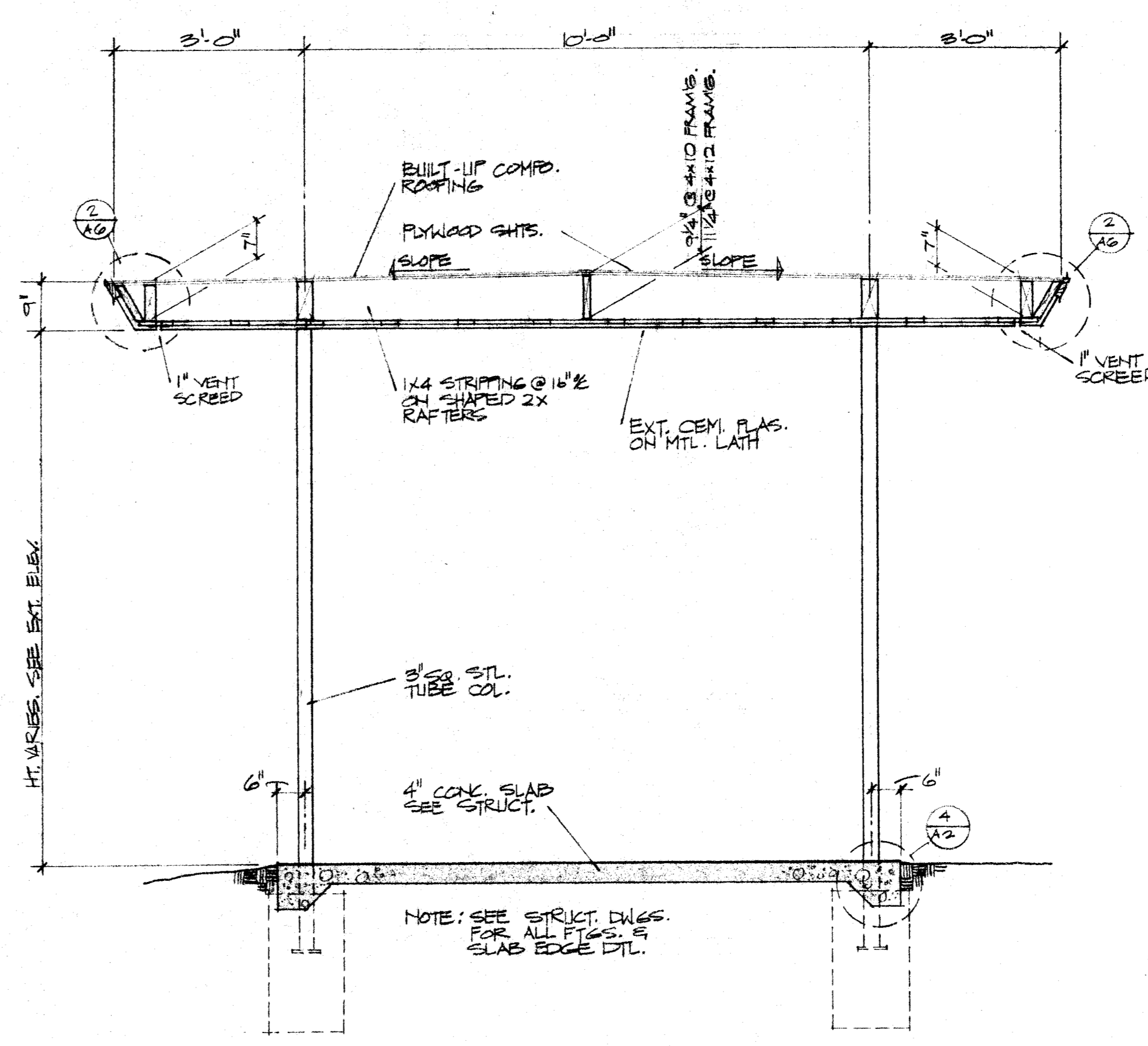
OS ROBERT H. EDDY C-202
 WILLIAM H. PAYNTER C-1652
 DONALD W. RENNIFRO C-2282

UNIT 'R' - INTERIOR ELEVATIONS IMC / LIBRARY
 ADDITIONS & ALTERATIONS, HORACE MANN SCHOOL
 BAKERSFIELD CITY SCHOOL DISTRICT
 BAKERSFIELD, CALIFORNIA

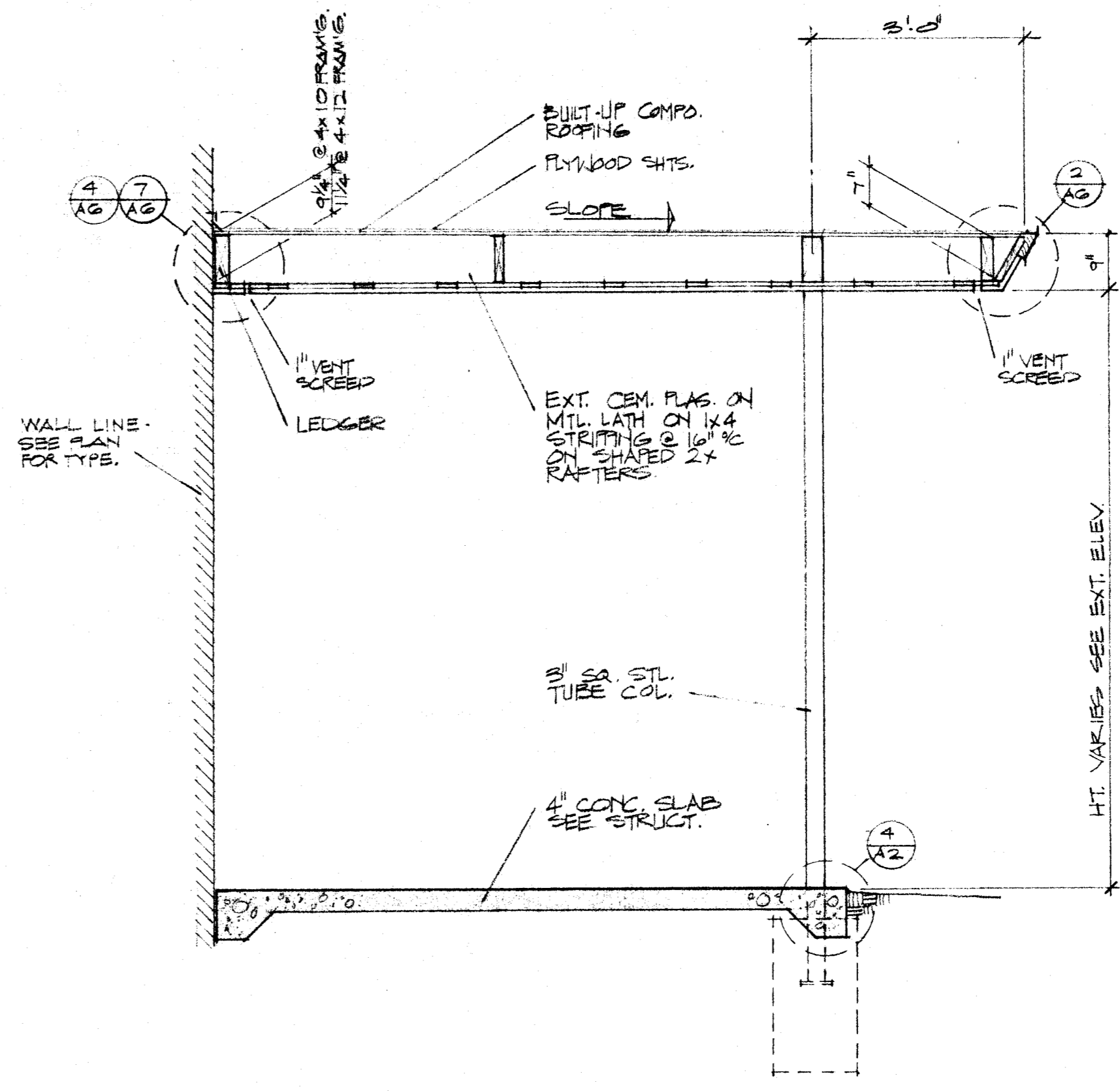
ROOM FINISH SCHEDULE

- MATERIALS:**
- I. VINYL ASBESTOS TILE
 - II. CARPET
 - III. CERAMIC TILE CONCRETE
 - IV. RUBBER TOP SET
 - V. CEMENT
 - VI. GYPSUM BOARD
 - VII. PLASTER
 - VIII. KEENE'S CEM. PLASTER
 - IX. BRICK VENEER
 - X. CER. TILE WAINSCOT
 - XI. EXTERIOR PLASTER
 - XII. SUBST. GRID W/LAYIN ACQU. TILE
 - XIII. ACOUSTIC TILE
 - XIV. ACOUSTIC PLASTER.
- FINISHES:**
- A. PAINT-VINYL
 - B. PAINT-ENAMEL
 - C. INTEGRAL COLOR VINYL WALL COVERING
 - D. MATCH EXIST.
 - E. PATCH FINISH TO MATCH EXIST.
 - F. CLEAR SEALER
- * PATCH EXIST. MATERIAL AS REQD. * REPAIR OR REMOVE EXIST. PRIOR TO INSTALLING NEW.

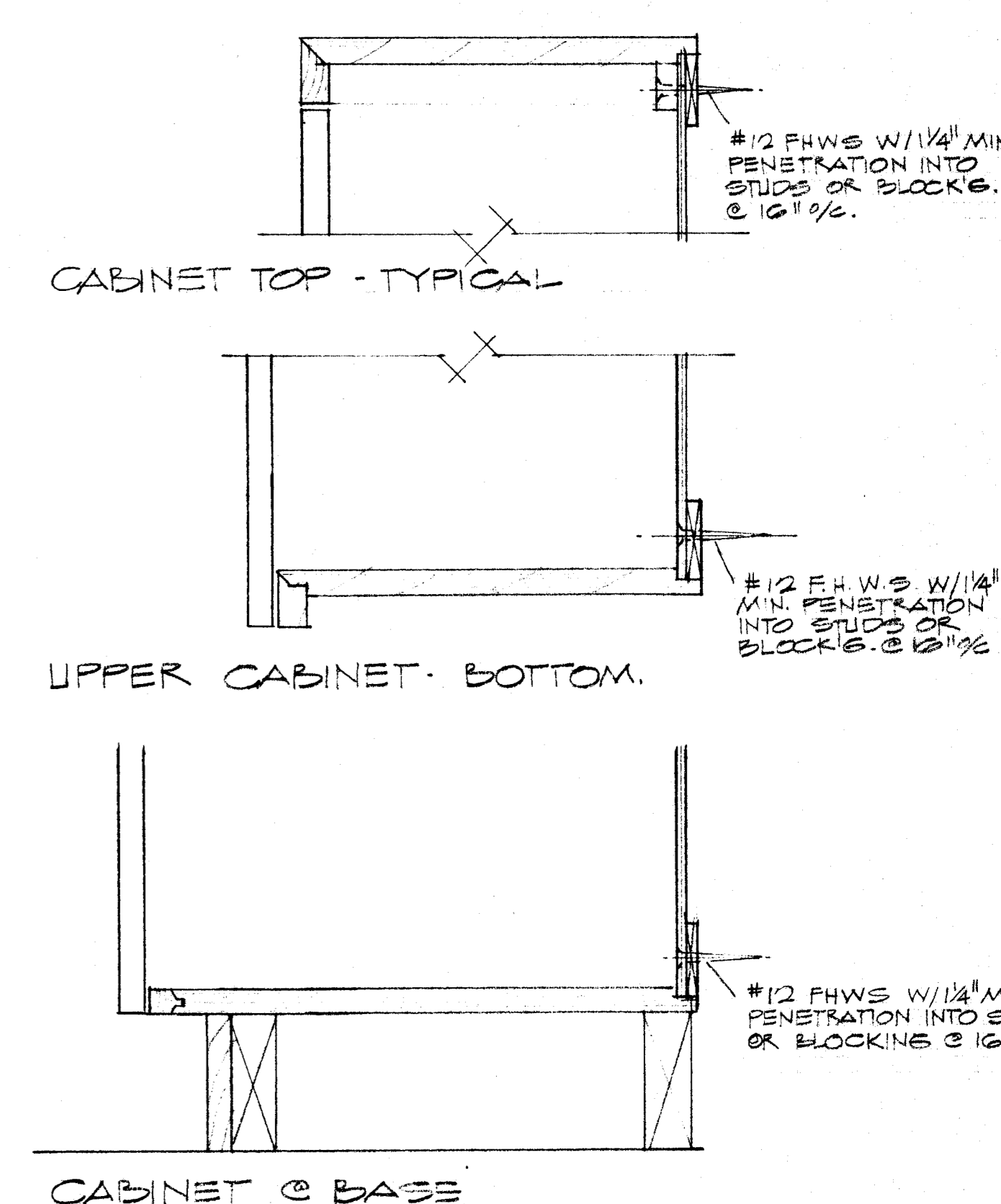
ROOM NAME & NUMBER	FLOOR	BASE				WALLS								CEILING			REMARKS		
		MTL.		FIN.		NORTH		EAST		SOUTH		WEST		MTL.		FIN.		HEIGHT	
		1	2	1	2	1	2	1	2	1	2	1	2	1	2	1		2	1
ADMINISTRATION - UNIT 'A'																			
PUBLIC	A-1	1	-	7	-	14	S	-	-	14	S	-	-	22	C		VARIES		
GENERAL OFFICE	A-2	1	-	7	-	-	-	11	A	11	A	-	-	20	-		+9'-0"		
STUDENTS	A-3	1	-	7	-	11	A	11	A	-	-	11	A	20	-		+9'-0"		
PRINCIPAL	A-4	2	-	7	-	11	A	11	A	11	A	11	A	20	-		+9'-0"		
TOILET	A-5	3	-	3	-	13	B	13	B	13	B	13	B	13	B		+9'-0"		
HEALTH	A-6	1	-	7	-	11	B	11	B	11	B	11	B	20	-		+9'-0"		
COUNSELOR	A-7	1	-	7	-	11	A	11	A	11	A	11	A	20	-		+9'-0"		
LIBRARY	A-8	1	-	7	-	11	A	11	A	11	A	11	A	20	-		+9'-0"		
HALL	A-9	1	-	7	-	11	A	11	A	11	A	11	A	11	B		+9'-0"		
MEN	A-10	3	-	3	-	3	-	3	-	13	B	13	B	13	B		+8'-0"		
JANITOR	A-11	1	-	7	-	13	B	13	B	13	B	13	B	13	B		+9'-0"		
WOMEN	A-12	3	-	3	-	13	B	13	B	13	B	13	B	13	B		+8'-0"		
KINDERGARTEN UNIT 'B'																			
KINDERGARTEN	B-1	1	2	7	-	11	A	11	A	11	A	11	A	20	-		+9'-0"		
WASH	B-2	1	3	3	7	13	B	13	B	13	B	13	B	13	B		+9'-0"		
GIRL	B-3	3	-	3	-	13	B	13	B	13	B	13	B	13	B		+8'-0"		
BOY	B-4	3	-	3	-	13	B	13	B	13	B	13	B	13	B		+8'-0"		
WORK ROOM	B-5	1	-	7	-	11	A	11	A	11	A	11	A	20	-		+9'-0"		
TOY STORAGE	B-6	4	-	-	-	16	A	16	A	16	A	16	A	16	A		+9'-0"		
KINDERGARTEN	B-1R	1	2	7	-	11	A	11	A	11	A	11	A	20	-		+9'-0"		
WASH	B-2R	1	3	3	7	13	B	13	B	13	B	13	B	13	B		+9'-0"		
GIRL	B-3R	3	-	3	-	13	B	13	B	13	B	13	B	13	B		+8'-0"		
BOY	B-4R	3	-	3	-	13	B	13	B	13	B	13	B	13	B		+8'-0"		
WORK ROOM	B-5R	1	-	7	-	11	A	11	A	11	A	11	A	20	-		+9'-0"		
TOY STORAGE	B-6R	4	-	-	-	16	A	16	A	16	A	16	A	16	A		+9'-0"		
TOILET BLDG UNIT 'C'																			
GIRLS	C-1	3	-	3	-	13	B	13	B	13	B	13	B	13	B		VARIES		
BOYS	C-2	3	-	3	-	13	B	13	B	13	B	13	B	13	B		VARIES		
ATHLETIC EQUIP.	C-3	4	-	7	-	11	B	11	B	11	B	11	B	11	B		VARIES		
EXIST'G. BUILDINGS UNIT 'R'																			
LIBRARY	R-1	2	*	7	*	12	A	12	A	12	A	12	A	20	-		10'-0"		
TOY STORAGE	R-1A	1	*	7	*	12	A	12	A	12	A	12	A	12	A		12'-2"		
SUPPLY	R-1B	1	*	7	*	12	A	12	A	12	A	12	A	12	A		12'-2"		
STORAGE	R-1C	1	*	7	*	12	A	12	A	12	A	12	A	12	A		12'-2"		
COAT ROOM	R-1D	2	*	7	*	12	A	12	A	12	A	12	A	20	-		10'-0"		
SUPPLY	R-1E	1	*	7	*	12	A	12	A	12	A	12	A	12	A		12'-2"		
JANITOR	R-1F	1	*	7	*	12	B	12	B	12	B	12	B	12	B		12'-2"		
VEST.	R-1G	1	*	7	*	12	A	12	A	12	A	12	A	20	-		10'-0"		
INSTR. MTLG. CTR.	R-2	2	*	7	*	12	A	12	A	12	A	12	A	20	-		10'-0"		
TOILET	R-2A	3	*	3	*	12	B	12	B	12	B	12	B	12	B		8'-0"		
TOILET	R-2B	3	*	3	*	12	B	12	B	12	B	12	B	12	B		8'-0"		
STORAGE	R-3	-	-	-	-	-	-	-	-	-	-	-	-	-	-		-		
STORAGE	R-4	4	-	-	-	12	B	12	B	12	B	12	B	12	B		12'-2"		
CLASSROOM	R-5	2	*	7	*	12	A	12	A	12	C	12	A	20	-		10'-0"		
CLASSROOM	R-6	2	*	7	*	12	A	12	A	12	C	12	A	20	-		10'-0"		
CLASS ROOM	R-7	2	*	7	*	12	A	12	A	12	C	12	A	20	-		10'-0"		
CLASS ROOM	R-8	2	*	7	*	12	A	12	A	12	C	12	A	20	-		10'-0"		
STORAGE	R-9	4	-	-	-	12	B	12	B	12	B	12	B	12	B		12'-2"		
TEACHER DINING	R-10	2	*	7	*	12	A	12	D	12	A	12	A	20	-		10'-0"		
JANITOR	R-11	1	*	7	*	12	B	12	B	12	B	12	B	12	B		9'-0"		
WOMEN	R-12	3	-	3	-	13	B	13	B	13	B	13	B	13	B		9'-0"		
MEN	R-13	3	-	3	-	13	B	13	B	13	B	13	B	13	B		9'-0"		
TEACHER LOUNGE	R-14	2	*	7	*	12	A	12	D	12	A	12	A	20	-		10'-0"		
VESTIBULE	R-15	1	*	7	*	12	A	12	A	12	A	12	A	12	A		12'-2"		



(A) SECTION COVERED CORRIDOR 1/2" = 1'-0"



(B) SECTION COVERED CORRIDOR @ WALL 1/2" = 1'-0"



(1) CABINET ANCHORAGE NO SCALE

(2) ISLAND CABINET ANCHORAGE NO SCALE

THE ARCHITECT AND SPECIFICATIONS ARE HEREBY ADVISED THAT THE ARCHITECT HAS NO LIABILITY FOR THE ACCURACY OF THE INFORMATION PROVIDED BY THE OWNER OR OTHER SOURCES. THE ARCHITECT HAS CONDUCTED VISUAL GENERAL VERIFICATION OF THE INFORMATION PROVIDED BY THE OWNER AND HAS FOUND IT TO BE REASONABLY ACCURATE. THE ARCHITECT HAS CONDUCTED VISUAL GENERAL VERIFICATION OF THE INFORMATION PROVIDED BY THE OWNER AND HAS FOUND IT TO BE REASONABLY ACCURATE. THE ARCHITECT HAS CONDUCTED VISUAL GENERAL VERIFICATION OF THE INFORMATION PROVIDED BY THE OWNER AND HAS FOUND IT TO BE REASONABLY ACCURATE.

APPROVED

141306

DATE: 2-8-78
 PRINTS ISSUED FOR: OSA
 MARK: []
 DATE: []
 REVISIONS: []
 DRAWN BY: GSK
 DATE: 4/12/78
 JOB NO.: 77-91-1
 CHECK'D: []

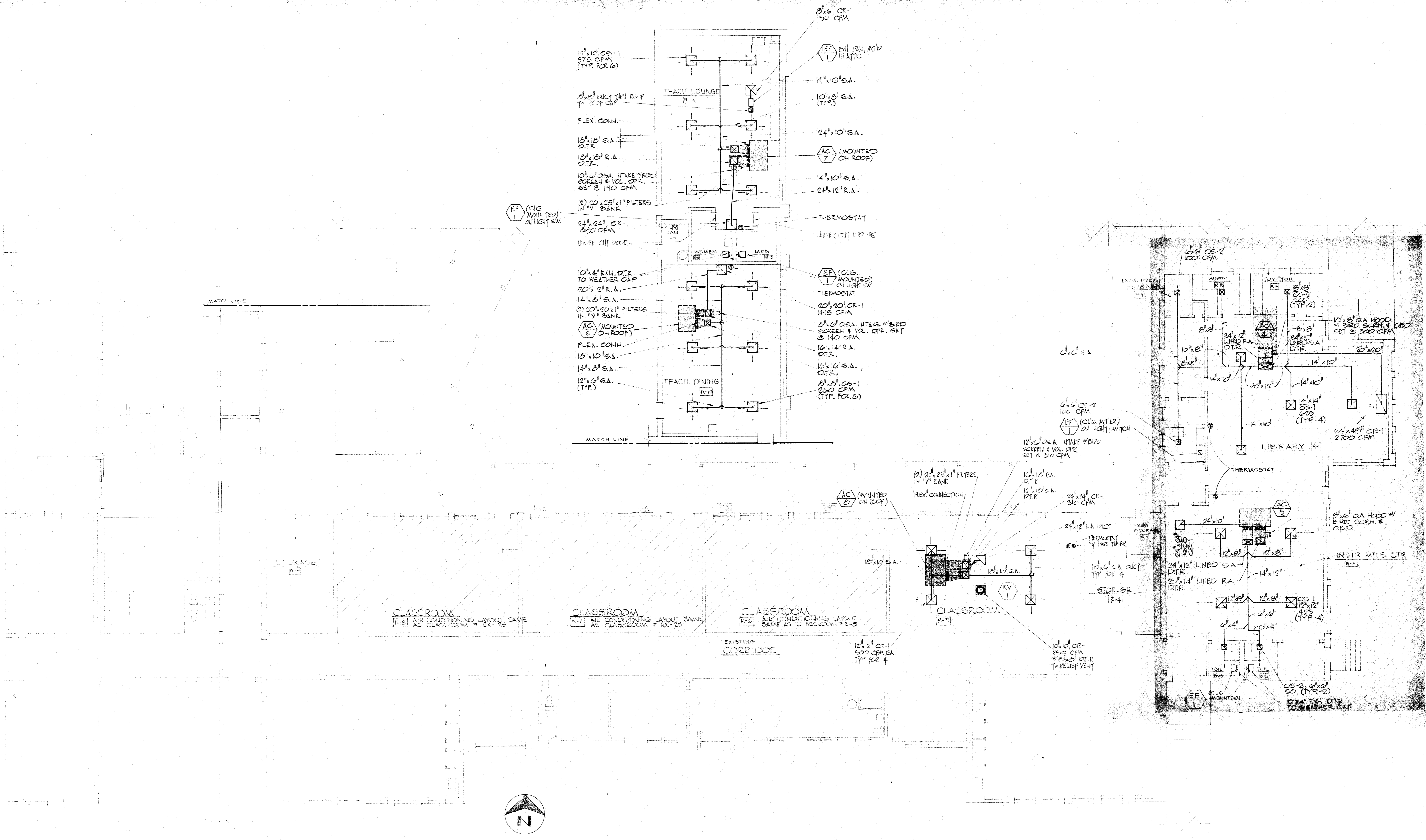
REINHER & ASSOCIATES
 ARCHITECTS - 5405 STOCKDALE HWY. BAKERSFIELD, CALIFORNIA 93309 - (805) 832-1105

EDDY - PAYNTER
 ARCHITECTS - 5405 STOCKDALE HWY. BAKERSFIELD, CALIFORNIA 93309 - (805) 832-1105

ROBERT H. EDDY - C-828
WILLIAM H. PAYNTER - C-1624
 DONALD W. BENFRO - C-2282

ROOM FINISH SCHEDULE & DETAILS

ADDITIONS & ALTERATIONS, HORACE MANN SCHOOL
 BAKERSFIELD CITY SCHOOL DISTRICT
 BAKERSFIELD, CALIFORNIA



AIR CONDITIONING FLOOR PLAN — ADMINISTRATION (EXISTING BUILDING) UNIT "R"

GENERAL NOTE:
 1. DUCT HANGERS SHALL BE AS NOTED IN SPEC. SECTION.

NOTE:
 Air Conditioning/Plumbing
 This building has a new 4-bar ceiling w/an existing ceiling space for Typ. Detail see A-17

THE ABOVE DRAWING AND SPECIFICATIONS AND IDEAS, DESIGN AND ARRANGEMENTS REPRESENTED THEREIN ARE OUR BEST WORK. THE PATENT OF THE ARCHITECT, AND IN PART THE PATENT OF OTHERS, IS HEREBY ACKNOWLEDGED. THE ARCHITECT ASSUMES NO LIABILITY FOR ANY DAMAGE OR LOSS OF PROFITS OR BUSINESS, OR FOR ANY CONSEQUENCES OF ANY KIND, ARISING FROM THE USE OF THIS DRAWING OR SPECIFICATIONS, OR FROM ANY CONTRACTS ENTERED INTO BY ANY PARTY THEREUNDER.

APPROVED
 APR 7 1972
 WILLIAM H. PAYNTER

OFFICE IN THE STATE ARCHITECTS' EXAMINING BOARD SECTION
 441 306
 APPROVED APR - 7 '78
 JOHN W. BARNETT


R. H. WILKERSON - Mechanical Engr. and ASSOCIATES
 12 Monterey St. 127-2546
 Bakersfield, California 93315
 RHW

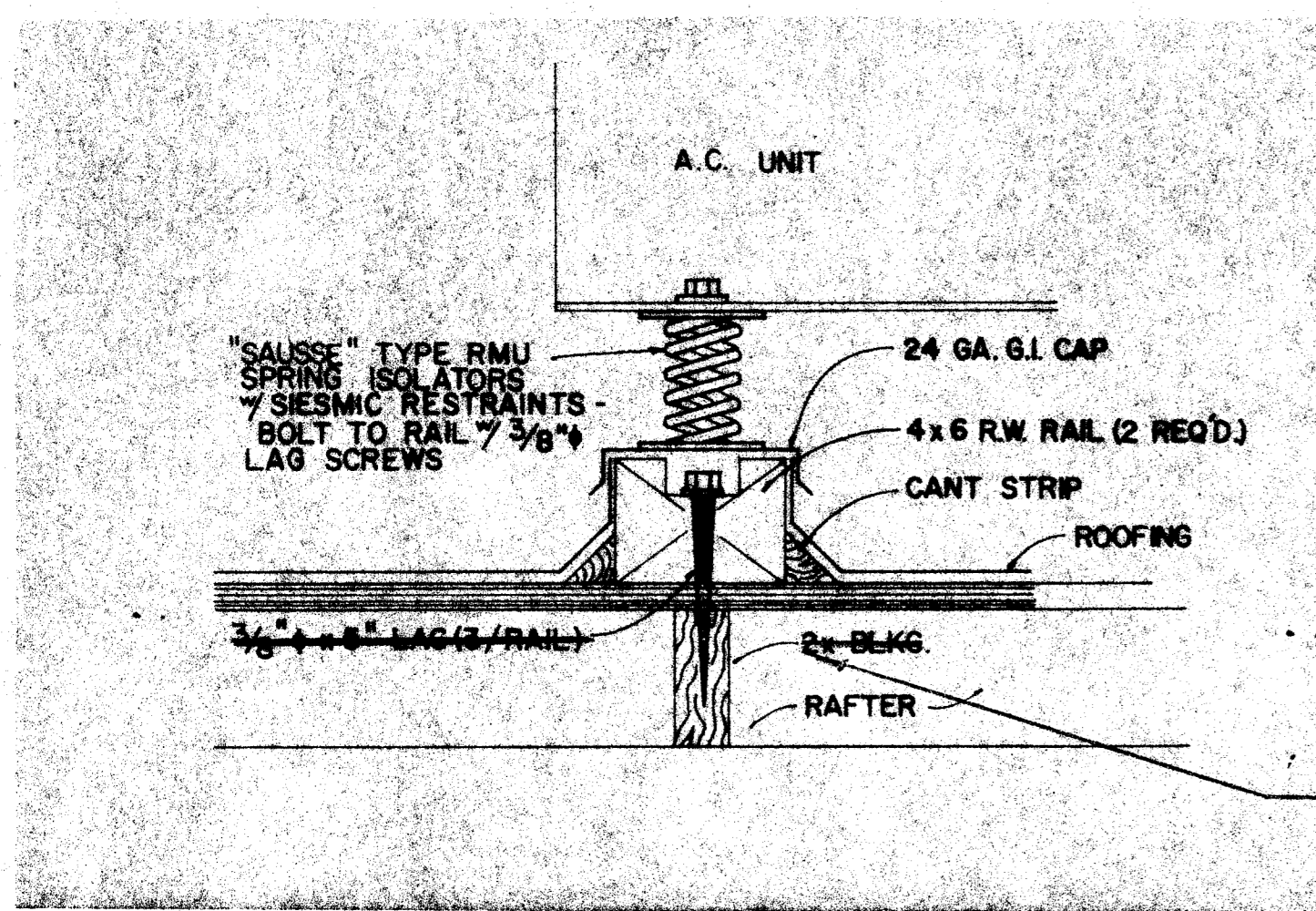
DATE	PRINTS ISSUED FOR:	MARK	DATE	REVISIONS

DRAWN BY: R.S.B.S.
DATE: 4-12-78
JOB NO.: 77-91-1
CHECK'D BY: E.H.V.

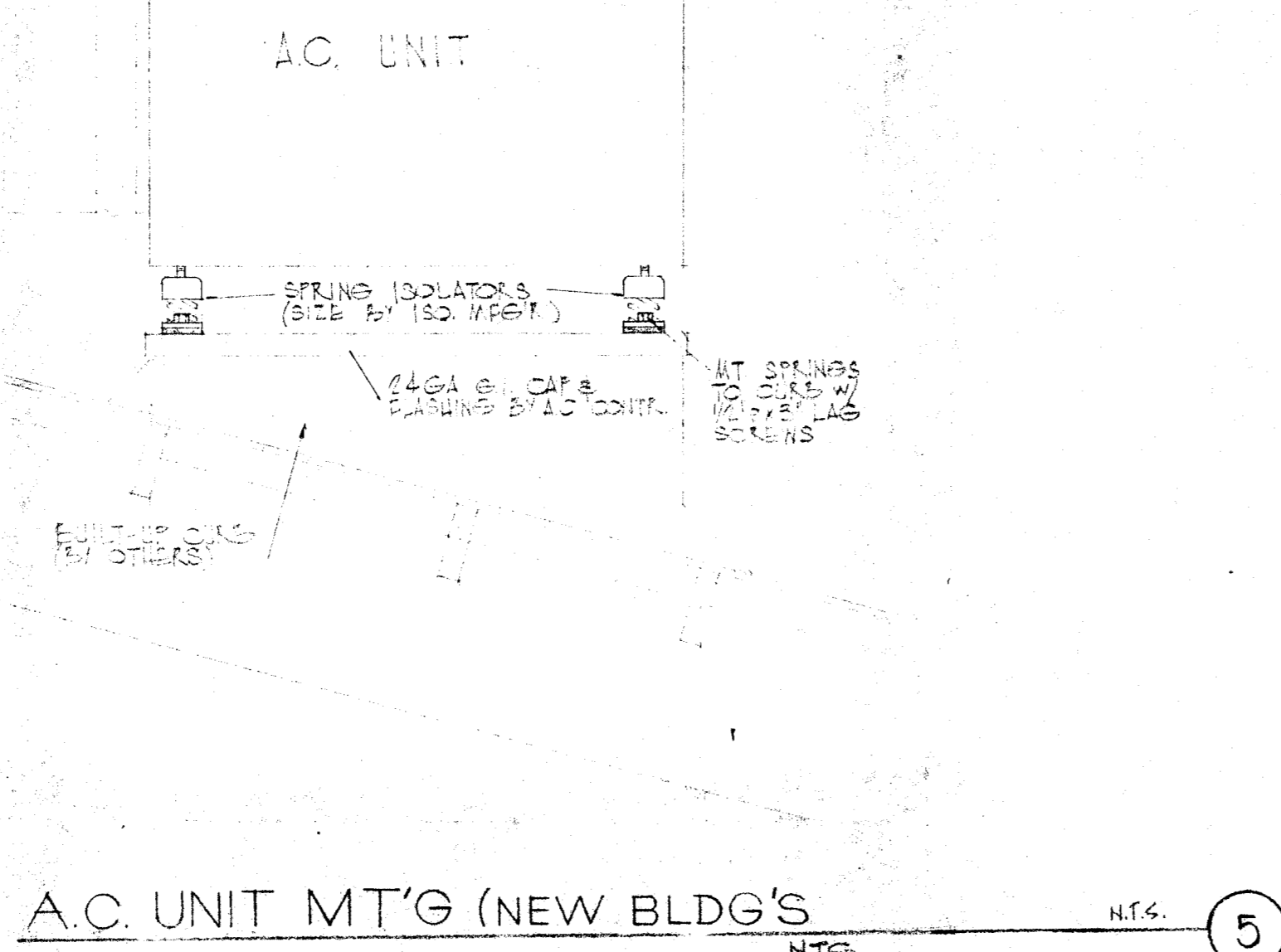
ROBERT M. BDDY C-399
WILLIAM H. PAYNTER C-1634
ARNOLD W. REINERO C-5283

AIR CONDITIONING FLOOR PLAN
 ADDITIONS & ALTERATIONS - STORAGE MANN SCHOOL
 BAKERSFIELD CITY SCHOOL DISTRICT
 BAKERSFIELD, CALIFORNIA

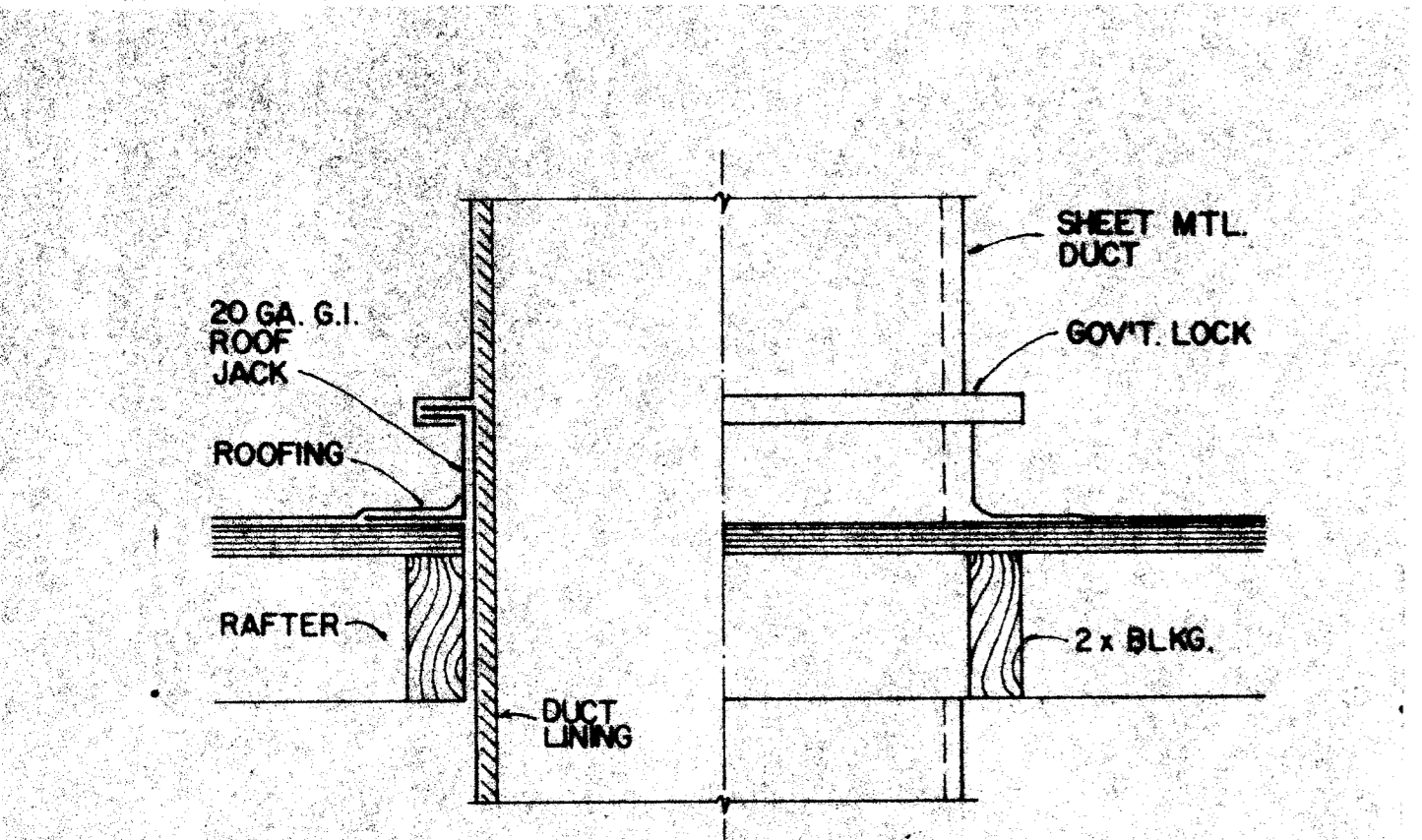




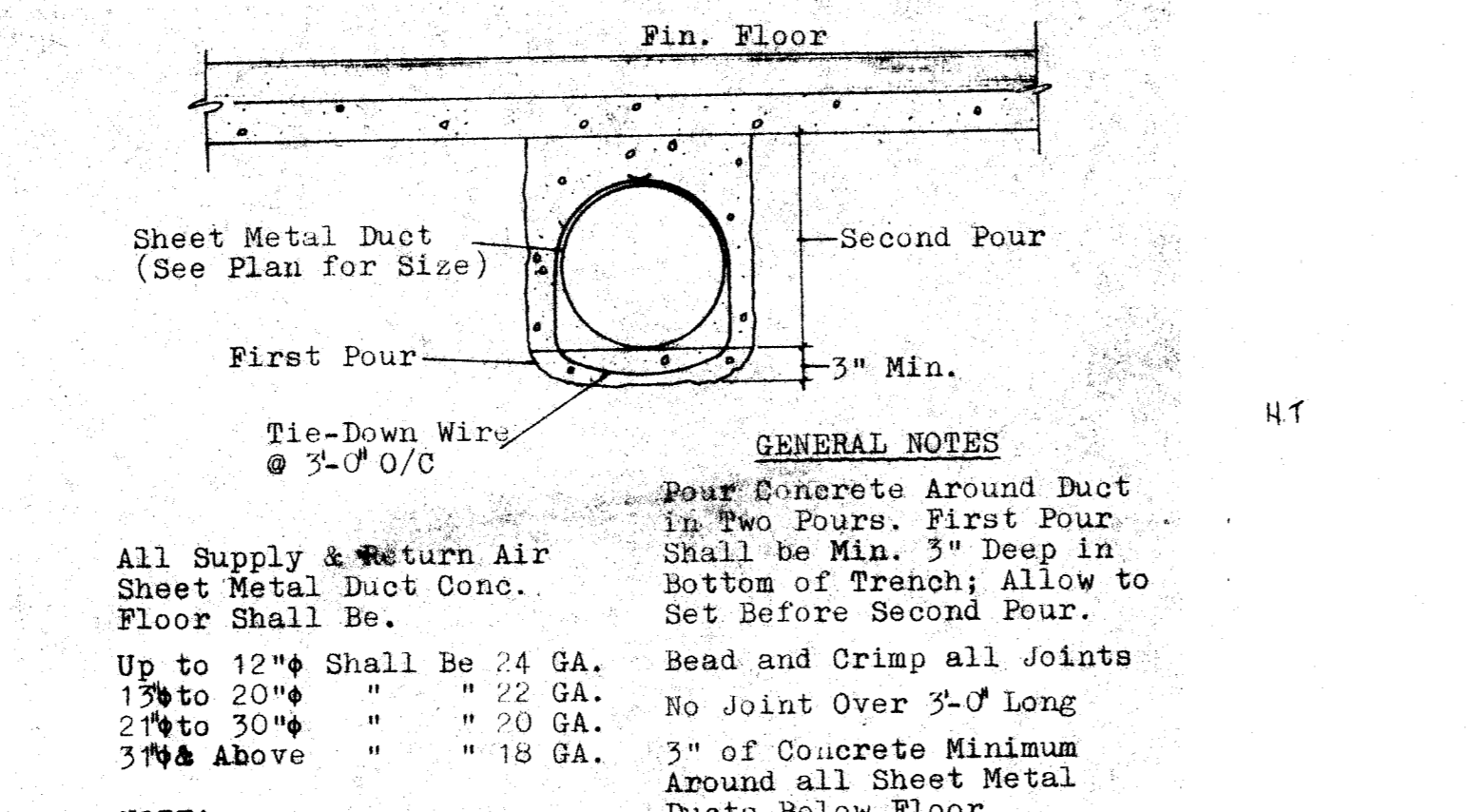
A.C. UNIT MOUNTING DETAIL (EXIST. BLDG.) N.T.S. ①



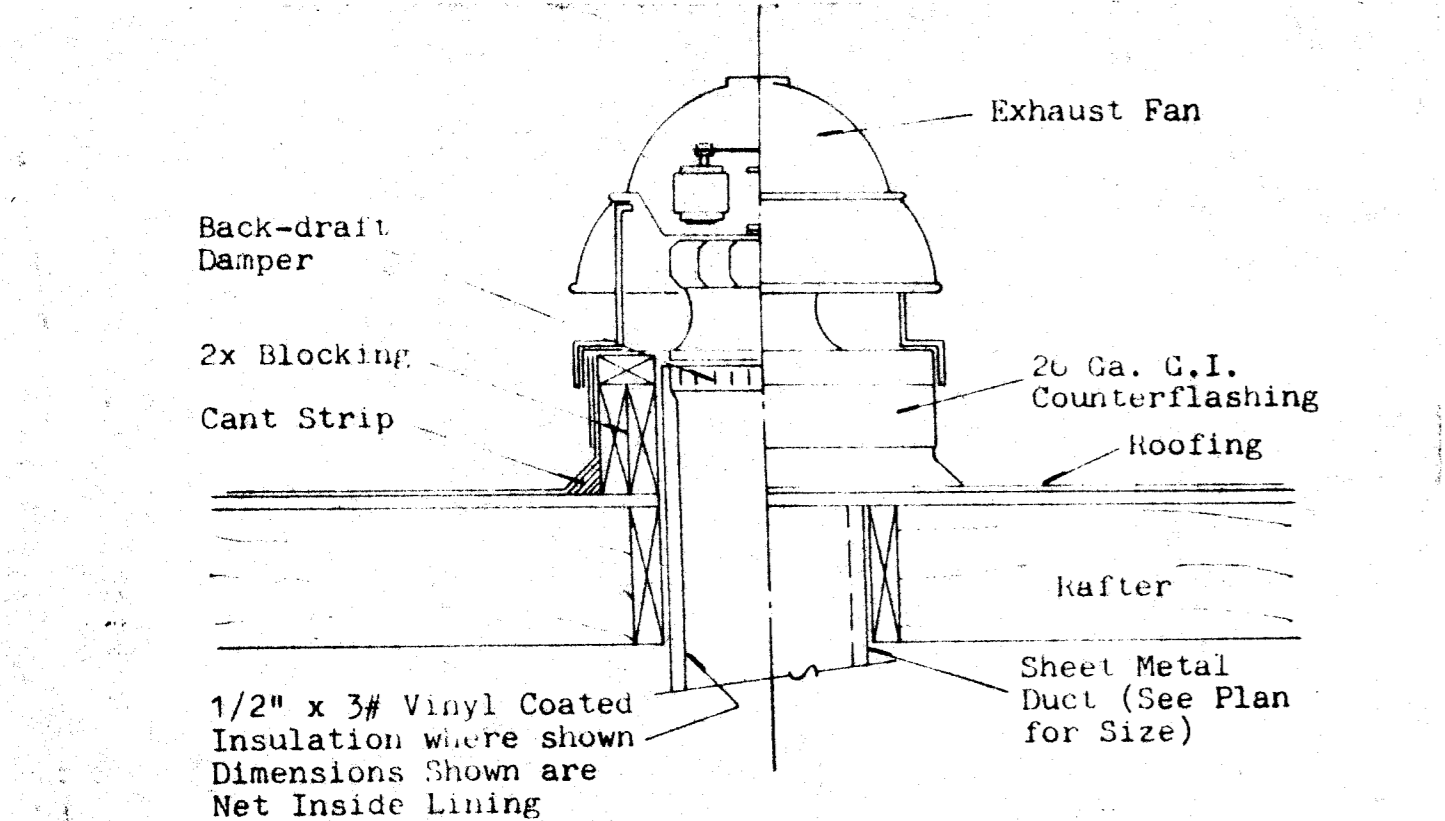
A.C. UNIT MT'G (NEW BLDG'S) N.T.S. ⑤



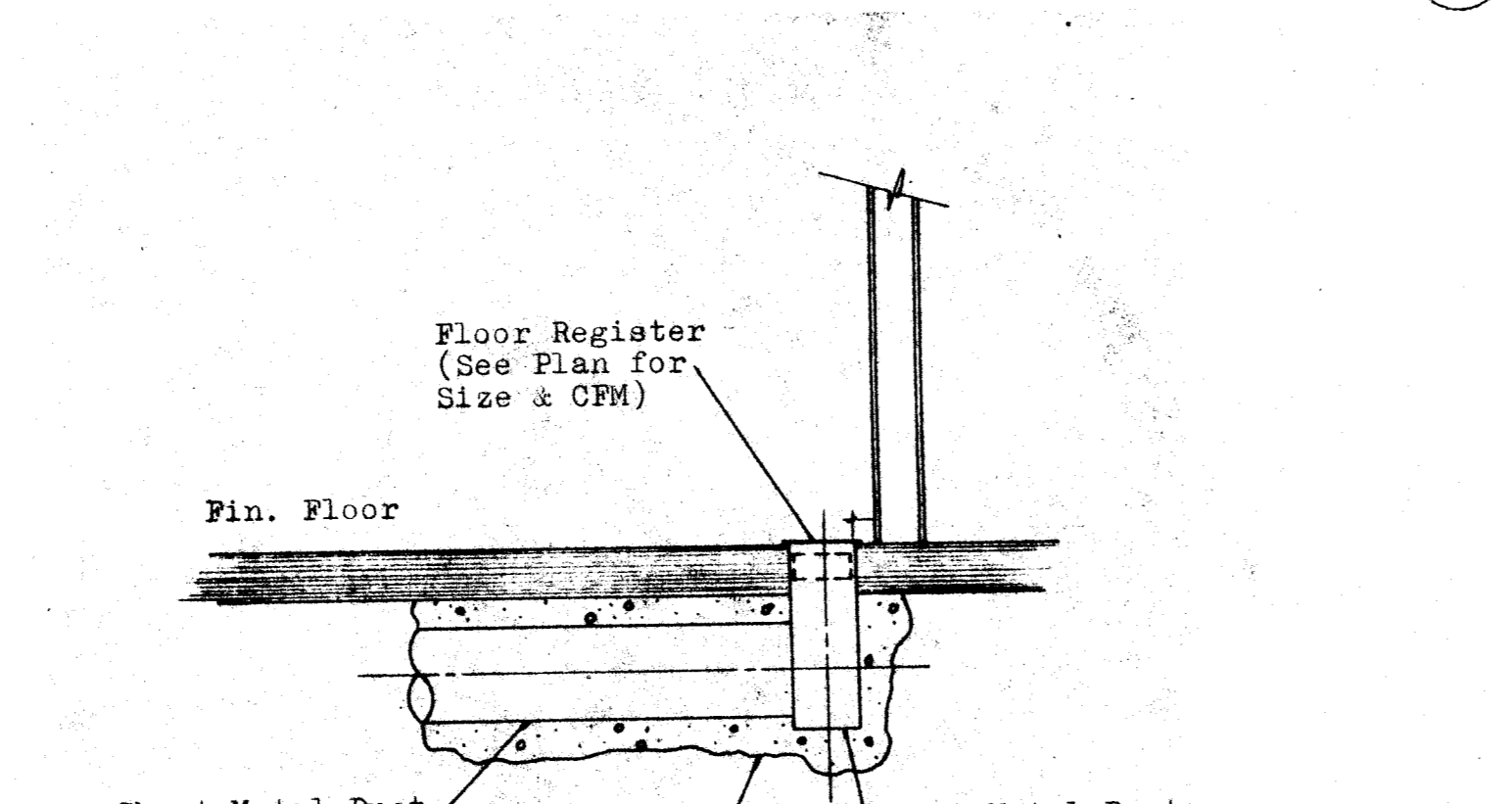
DUCT THRU ROOF DETAIL N.T.S. ②



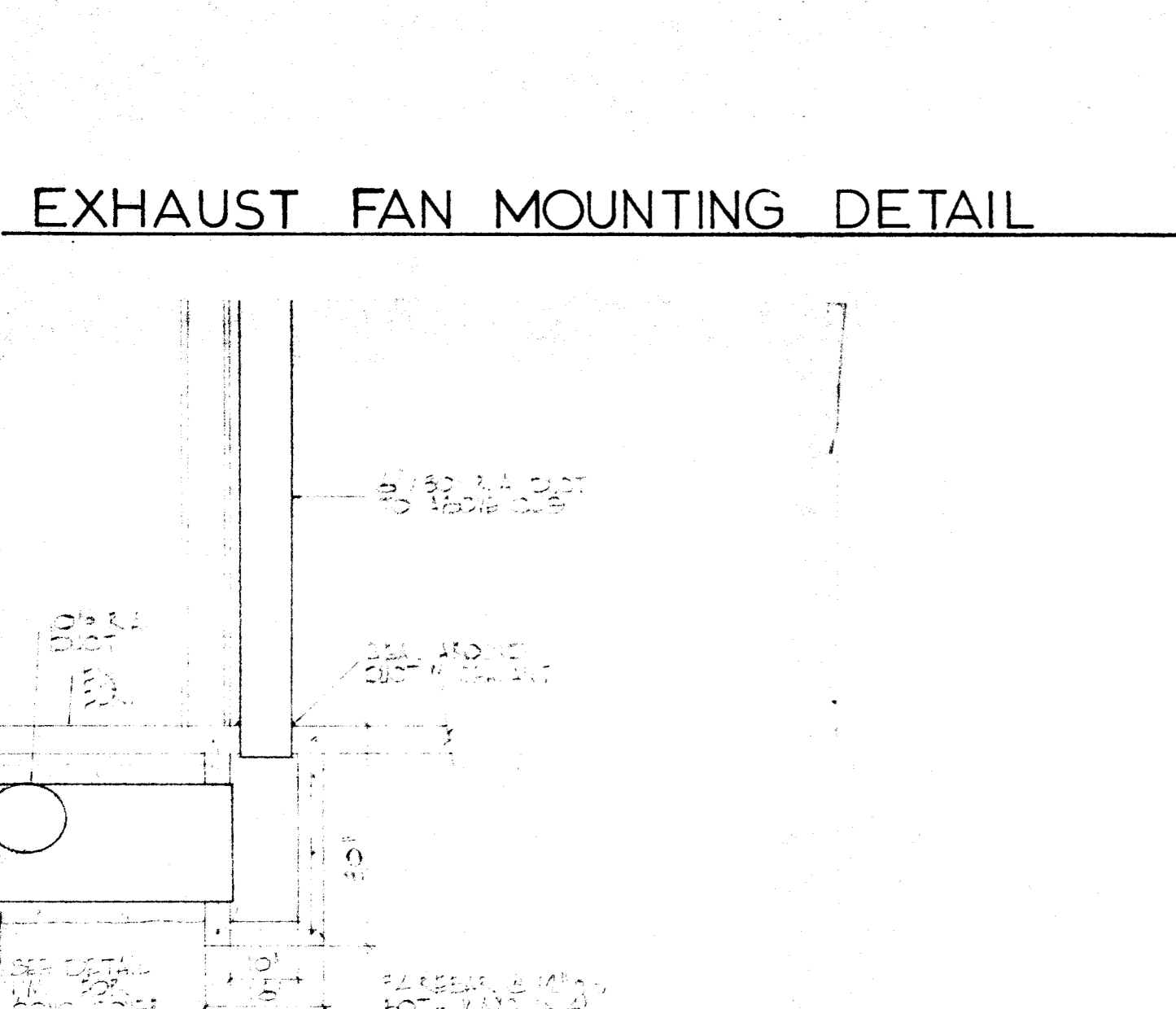
DUCT BELOW FLOOR DETAIL N.T.S. ⑥



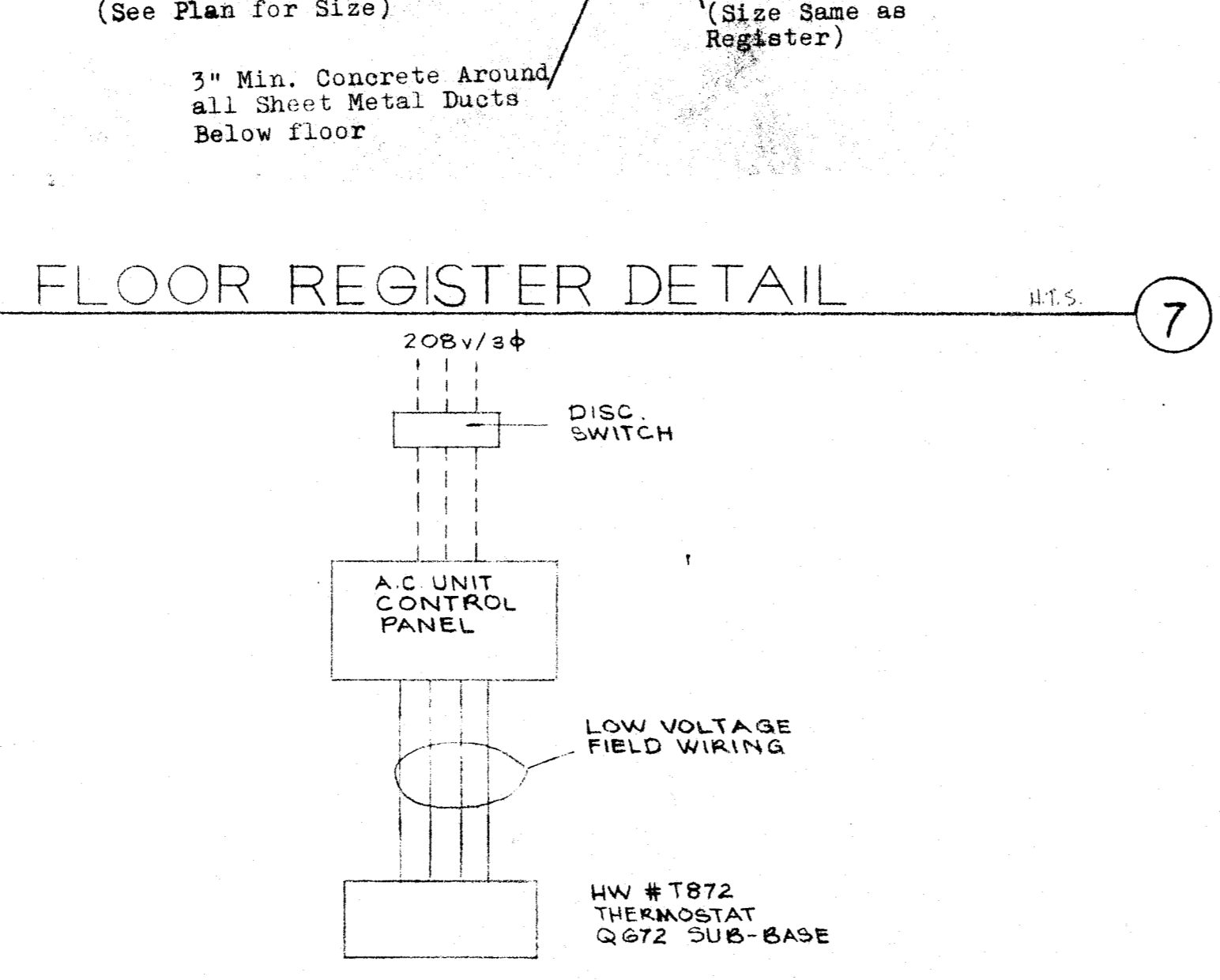
EXHAUST FAN MOUNTING DETAIL N.T.S. ③



FLOOR REGISTER DETAIL N.T.S. ⑦



DUCT BELOW FLOOR DETAIL N.T.S. ④



A.C. UNIT WIRING DIAGRAM N.T.S. ⑧

AIR CONDITIONING LEGEND					
SYMBOL	ABBREVIATION	DESCRIPTION	SYMBOL	ABBREVIATION	DESCRIPTION
⊕	A.A.V.	AUTOMATIC AIR VENT	⊕	HWR	HEATING HOT WATER RETURN
	A.C.	AIR CONDITIONING	⊕	HWS	HEATING HOT WATER SUPPLY
	A.P.	AIR CONDITIONING ACCESS PANEL	⊕	H&V	HEATING AND VENTILATING
	B.D.	BALANCING DAMPER	⊕	INT.	INTERNAL
	B.T.	BYPASS TIMER	⊕	KO	KEY OPERATED
	B.V.	BUTTERFLY VALVE	⊕	L.P.G.	LIQUEFIED PETROLEUM GAS
	C.E.	CEILING EXHAUST REGISTER	⊕	N.C.	NORMALLY CLOSED
	C.R.	CEILING RETURN REGISTER	⊕	N.I.C.	NOT IN CONTRACT
	C.S.	CEILING SUPPLY REGISTER	⊕	N.O.	NORMALLY OPEN
	CFM	CUBIC FEET PER MINUTE	⊕	OSA	OUTSIDE AIR
	CH. W.R.	CHILLED WATER RETURN	⊕	ODD	OPPOSED BLADE DAMPER
	CH. W.S.	CHILLED WATER SUPPLY	⊕	POC	POINT OF CONNECTION
	COND.	CONDENSATE	⊕	PG	PRESSURE GAUGE WITH GAUGE COCK
	CONN.	CONNECTION	⊕	R.A.	RETURN AIR
	CONT.	CONTINUATION	⊕	RG	RELIEF GRILLE
	CV	CONTROL VALVE	⊕	S.A.	SUPPLY AIR
	C-O	CENTER TO CENTER	⊕	S.M.	SHEET METAL
	D.L.	DOOR LOUVER	⊕	S.O.V.	SHUT OFF VALVE
	DN.	DOWN	⊕	S.P.S.T.	SINGLE POLE SINGLE THROW
	D.P.D.T.	DOUBLE POLE DOUBLE THROW	⊕	STAT	THERMOSTAT
	E.F.	EXHAUST FAN	⊕	T.C.V.	TEMPERATURE CONTROL VALVE
	F	FURNACE	⊕		THERMOMETER
	F.D.	FIRE DAMPER	⊕	V.D.	VOLUME DAMPER
	F.E.	FLOOR EXHAUST REGISTER	⊕	YAC	VACUUM
	F.T.R.	FLEX THRU ROOF	⊕	W.B.	WALL EXHAUST REGISTER
	FLEX. CONN.	FLEXIBLE CONNECTION	⊕	W.S.	WALL SUPPLY REGISTER
	F.R.	FLOOR RETURN REGISTER	⊕	W.R.	WALL RETURN REGISTER
	GA.	GAUGE			
	G.P.M.	GALLONS PER MINUTE			
	G.V.	GATE VALVE			

EQUIPMENT SCHEDULE	
AC 1	Lennox #GCS3-952-125 Htg./Clg. Roof Mounted Unit - 3000 CFM @ .6" E.S.P. - 241 F. - 83.0 MBH Total & 84.4 MBH Sens. @ 105° Ambient & 65° E.W.B. - 125,000 BTUH Input & 93,750 BTUH Output - 44.0 F.L.A. @ 208V/60/3φ - 1610 lbs.
AC 2	Lennox #GCS3-463-90 Htg./Clg. Roof Mounted Unit - 1590 CFM @ .4" E.S.P. - 76.1 MBH Total & 35.0 MBH Sens. @ 105° Ambient & 65° E.W.B. - 90,000 BTUH Input & 60,000 BTUH Output - 23.2 F.L.A. @ 208V/60/3φ - 730 lbs.
AC 3a	Lennox #GCS3-413-80b Htg./Clg. Roof Mounted Unit - 1350 CFM @ .3" E.S.P. - 21.0 MBH Total & 43.0 MBH Sens. @ 105° Ambient & 65° E.W.B. - 120,000 BTUH Input & 60,000 BTUH Output - 21.3 F.L.A. @ 208V/60/3φ - 640 lbs.
AC 3b	Same as AC/1
AC 5	Lennox #GCS3-913-120 Htg./Clg. Roof Mounted Unit - 1885 CFM @ .5" E.S.P. - 44.8 MBH Total & 43.0 MBH Sens. @ 105° Ambient & 65° E.W.B. - 120,000 BTUH Input & 90,000 BTUH Output - 25.4 F.L.A. @ 208V/60/3φ - 850 lbs.
AC 6	Same as AC/3 except 1555 CFM @ .4" E.S.P.
AC 7	Same as AC/8 except 2250 CFM @ .4" E.S.P.
AC 8	Lennox #GCS3-553-120 Htg./Clg. Roof Mounted Unit - 2000 CFM @ .4" E.S.P. - 52.0 MBH Total & 43.0 MBH Sens. @ 105° Ambient & 65° E.W.B. - 120,000 BTUH Input & 90,000 BTUH Output - 25.4 F.L.A. @ 208V/60/3φ - 900 lbs.
EE 1	Trade Wind #VOT90 Clg. Mounted Exhaust Fan - 90 CFM @ .1" S.P. - 1.40 Amps - 120V/60/1φ - Interlock w/light switch
EE 2	Exit Aire #CX-1518 Size 15 Exhaust Fan - 1850 CFM @ 1/4" S.P. - 1/4 H.P. Belt Drive - 120V/60/1φ
EE 3	Exit Aire #CX-1516 Size 15 Exhaust Fan - 1040 CFM @ 1/4" S.P. - 1/6 H.P. Belt Drive - 120V/60/1φ
EE 4	Exit Aire #CX-1033 Size 10 Exhaust Fan - 440 CFM @ 1/4" S.P. - 1/6 H.P. Direct Drive - 120V/60/1φ (Interlock w/ AC/3a)
EE 7	SOD-G-D Greenheck - In-Line Exhaust Fan 150 CFM @ 1/8" S.P. - 1/40 H.P. 115V-1 ph. with Roof Cap, 6x8 Duct Thru Roof - Interlock w/ AC/7
REGISTER SCHEDULE	
CS-1	Anemostat #RND-PP 24"x24" Panel
CS-2	Anemostat #RND-S 24"x24" Panel
CR-1	Anemostat #GC90L 24"x24" Panel
CR-2	Anemostat #GC90 24"x24" Panel
CE-1	Anemostat #GC90L 24"x24" Panel
CE-2	Anemostat #GC90 24"x24" Panel
DL-1	Anemostat NSA-X
NOTE: See plan for sizes.	

ALL MECHANICAL AND ELECTRICAL EQUIPMENT SHALL BE BRACED OR ANCHORED TO RESIST A HORIZONTAL FORCE OF 20% OF ITS OPERATING WEIGHT ACTING IN ANY DIRECTION. WHERE ANCHORAGE DETAILS ARE NOT SHOWN ON THE DRAWINGS THE FIELD INSTALLATION SHALL BE SUBJECT TO THE APPROVAL OF THE MECHANICAL ENGINEER AND THE FIELD REPRESENTATIVE OF THE OFFICE OF THE STATE ARCHITECT.

APPROVED

DATE: 4-12-70

JOB NO. 77-91-1

CHECK'D: E.W.H.

DATE

PRINTS ISSUED FOR:

MARK

DATE

REVISIONS

DRAWN: L.M.

DATE: 4-12-70

JOB NO. 77-91-1

CHECK'D: E.W.H.

WILLIAM H. PAYNTER & ASSOCIATES

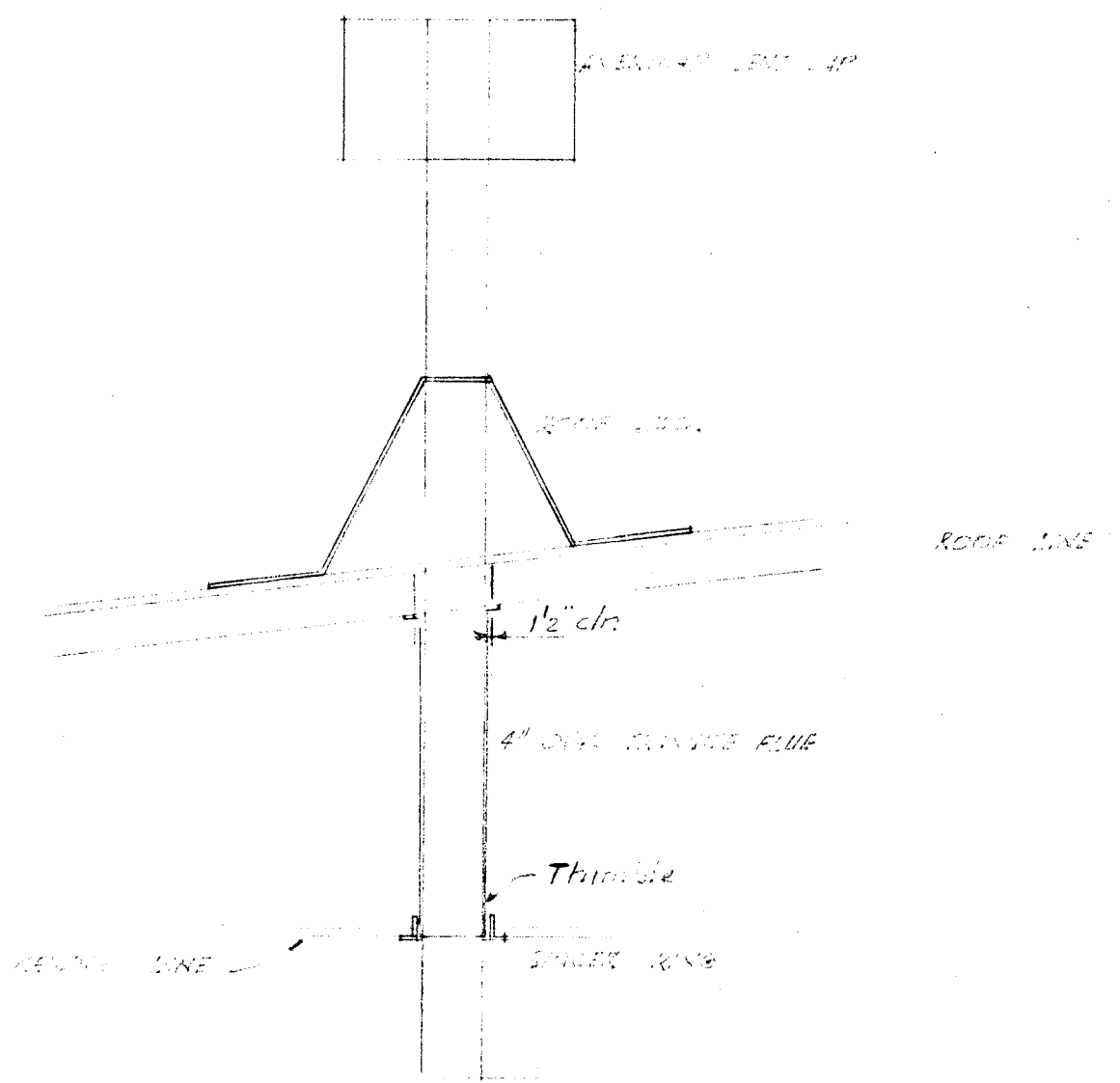
19 BAKERFIELD ST. BAKERSFIELD, CALIFORNIA 93301

TEL: 833-2846

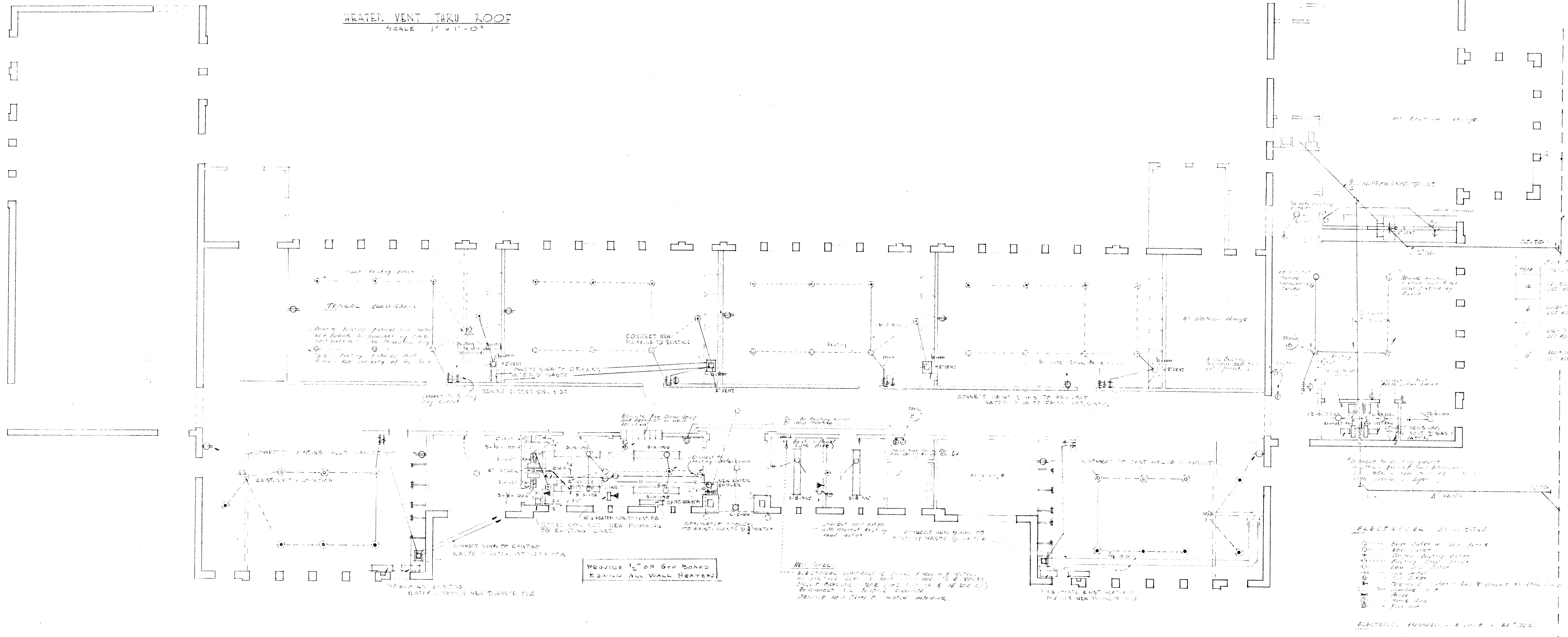
A.C. DETAILS, SCHEDULES & LEGEND

ADDITIONS & ALTERATIONS: HORACE MANN SCHOOL BAKERSFIELD CITY SCHOOL DISTRICT BAKERSFIELD, CALIFORNIA

EDDY - PAYNTER - RENFRO & ASSOCIATES
 ARCHITECTS - 5405 STOCKDALE HWY. BAKERSFIELD, CALIFORNIA 93309 - (805) 832-1105



HEATER VENT THRU ROOF
SCALE: 1/8" = 1'-0"

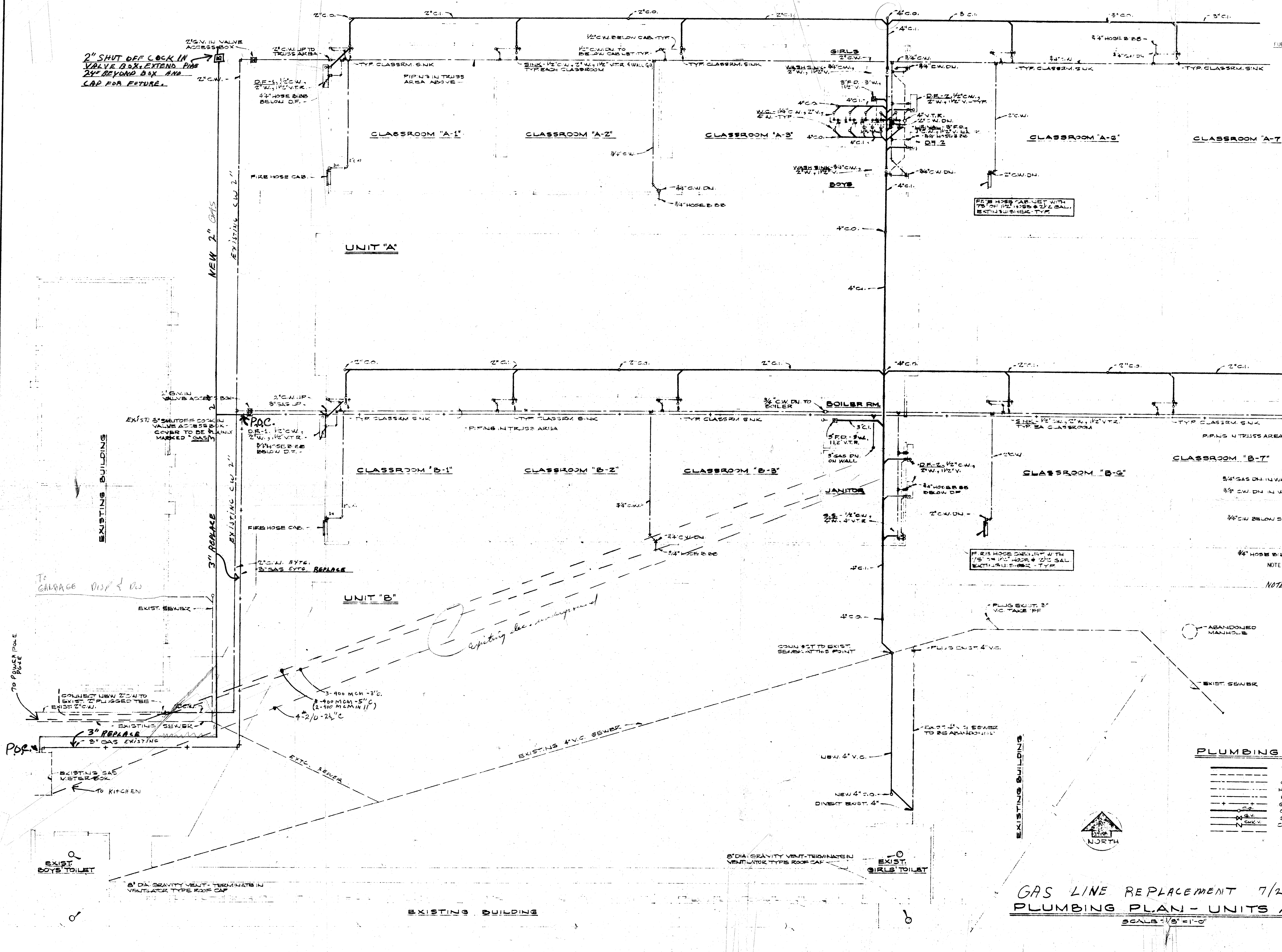


FLOOR PLAN OF PLUMBING & ELECTRICAL
SCALE: 1/8" = 1'-0"

NO.	DESCRIPTION	DATE	BY
1	REVISION		
2	REVISION		
3	REVISION		
4	REVISION		

CHECK AND VERIFY ALL DIMENSIONS BEFORE PROCEEDING WITH THE WORK. REPORT ANY DISCREPANCIES TO ARCHITECT.

COUNTY OF KERN OFFICE OF SUPERINTENDENT OF SCHOOLS JESSE D. STOCKTON - SUPERINTENDENT	STATE OF CALIFORNIA DEPARTMENT OF PUBLIC WORKS DIVISION OF ARCHITECTURE	BAKERSFIELD CITY SCHOOLS 1600 N. ST. BAKERSFIELD, CALIF. BOARD OF EDUCATION	REAR OF HORACE MANN ELEM. SCH. BAKERSFIELD CITY SCHOOL DIST. BAKERSFIELD, CALIFORNIA	DRAWN BY
APPROVED _____ DATE _____	STATE OF CALIFORNIA DEPARTMENT OF PUBLIC WORKS DIVISION OF ARCHITECTURE APPLICATION NO. _____ APPROVED _____ SUPERVISING STRUCTURAL ENGINEER	APPROVED _____ DATE _____ _____	JOB NO. _____ ERNEST L. M'COY - A-I-A- ARCHITECT 129 HAY BLDG. 1612 - 19th ST. BAKERSFIELD CALIFORNIA	OF SHEETS _____ DATE _____



- A. Materials:**
- All gas lines shall be Schedule 40 weight black steel pipe with screwed or all welded fittings. Piping 3" and longer in size shall be of all welded construction using Schedule 40 forged steel weld fittings.
 - Fittings: Tubo Turn or Ldish fittings shall be used for all welded connections. Black malleable, bonded 150 pound fittings for screwed connections.
 - Pipe Protection: See Paragraph "C" (below)
 - Gas Valves: Shall be square head brass cocks with check, Crane #254 or equal, for sizes up to and including 1 1/2" and 175 pound fabricated plug valves, Waltham #1796, Mercus-Nordstrom #142, American Car and Foundry #1430 for sizes 2" and over. Furnish each valve with operating wrench with extension handle for underground valves.
 - Unions:
 - Threaded Pipe - Right and left couplings. (No unions shall be used in fuel gas lines except ground joint unions may be used at appliance or fixture connections).
 - Welded Pipe - Tubo Turn 1 1/2" W.P.F. flanges.
 - Joints:
 - Threaded Pipe - Approved compound.
 - sleeves for Gas Piping: Run on drawings and/or as required by code, under walks, covered passages, building or other structures shall be terra-cotta or fiber. Where caulking is required to prevent seepage, they shall be black steel pipe.
 - Yard Boxes: See Paragraph "B" (below)
 - Escutcheons: Chrome plated, brass, Crane No. 13-BC with set screws.
- B. YARD BOXES:**
- Where yard boxes are called for, and unless otherwise specified, they shall be made of concrete, approximately 12" wide, 18" long and 12" deep, or larger (outside dimensions), as required. Where necessary, yard boxes shall have extension. Each water valve, gas cock and sewer cleanout to grade shall be provided with a precast concrete access box with cast iron cover equal to Brooks Products, Inc. Model 3RT, 12" minimum diameter with "sewer," "water," "gas" identification cast into iron coverplate.
 - Covers for Yard Boxes Over Shut-Off Valves shall be equipped with self-closing checkered cast iron lids fitted to the concrete box. Covers shall be suitably marked with 1" minimum letters.
 - Yard boxes shall be of sufficient size to provide not less than 11" clearance on all sides of valves, valve hand wheels, locks, or other equipment installed therein.
 - Yard boxes shall be set flush with finished grade.
- C. UNDERGROUND PIPE PROTECTION:**
- All buried black and/or galvanized steel pipe shall be machine wrapped with a single wrap (at least 3" minimum overlap) of 20 mil thick Johns-Manville "Printed Taper" Aramid, DuPont #410-20 or Scotchgard #52. Fittings shall be handwrapped with the same materials as used for straight pipe, except that if tape is used, the fittings shall have a double wrap of 10 mil thickness tape. At the Contractor's option, the pipe may be protected with "X-Tru-Cost" brand continuously extruded polyethylene coating. Fittings shall be protected with primer and plastic or tape as specified above.

NOTE: Contractor shall saw-cut all concrete and blacktop and repair all paving disturbed by his work.

NOTE: SPECIAL CARE SHALL BE TAKEN WHEN TRENCHING TO AVOID BURIED PIPE. CONTRACTOR WILL BE HELD RESPONSIBLE FOR DAMAGE.

PLUMBING PIPING SCHEDULE

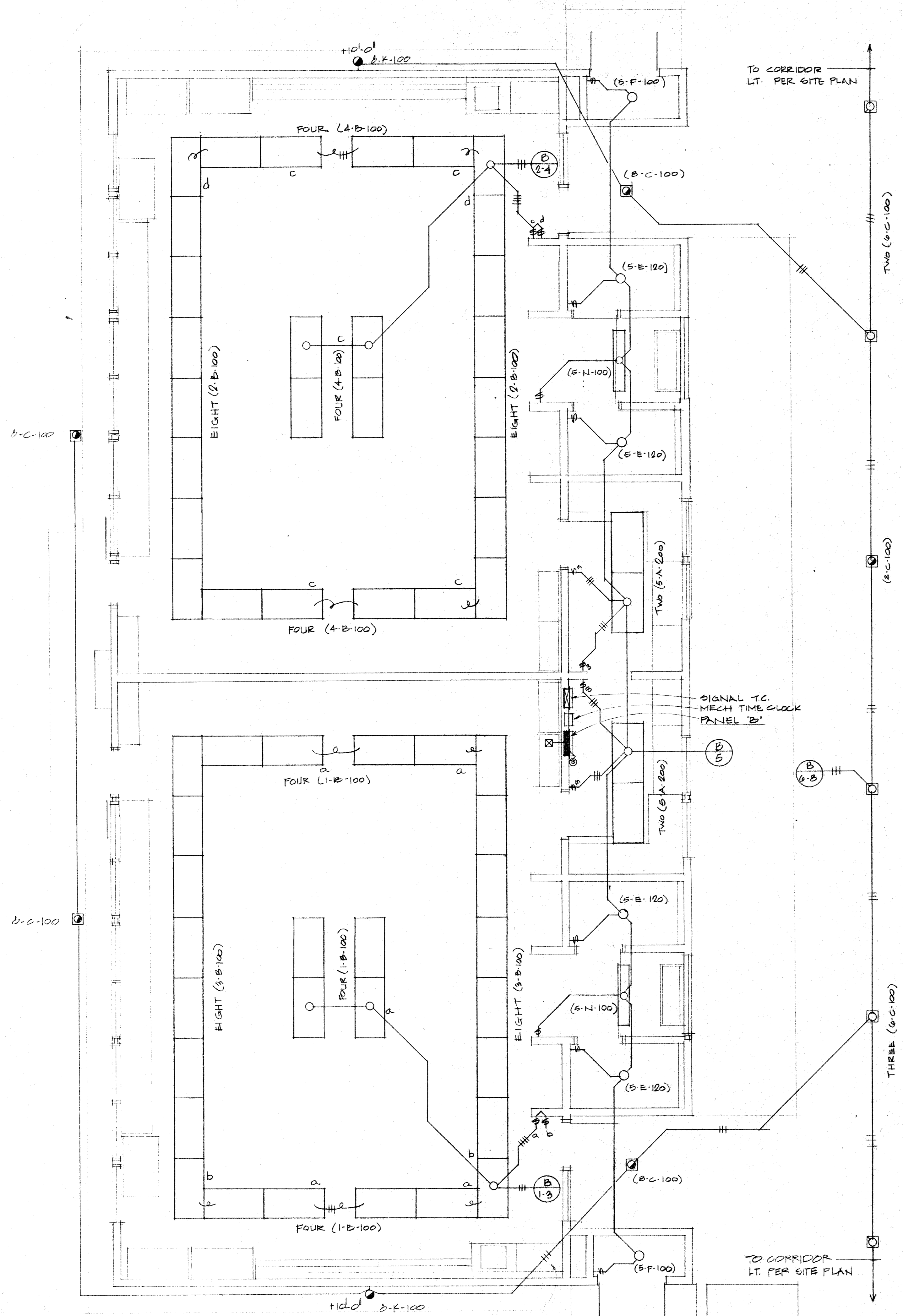
W.	SOIL OR WASTE
V.	VENT
C.W.	COLD WATER
H.W. 180°	DOMESTIC HOT WATER - 180° TO DISHWASHER
H.W. 140°	DOMESTIC HOT WATER - 140° TO FIXTURES
+	CLEANOUT
G.S.	GAS
C.O.	CHECK VALVE
S.V.	SHUT-OFF VALVE
CHK.V.	EXISTING SEWER

GAS LINE REPLACEMENT 7/20/71
PLUMBING PLAN - UNITS A & B
SCALE: 1/8" = 1'-0"

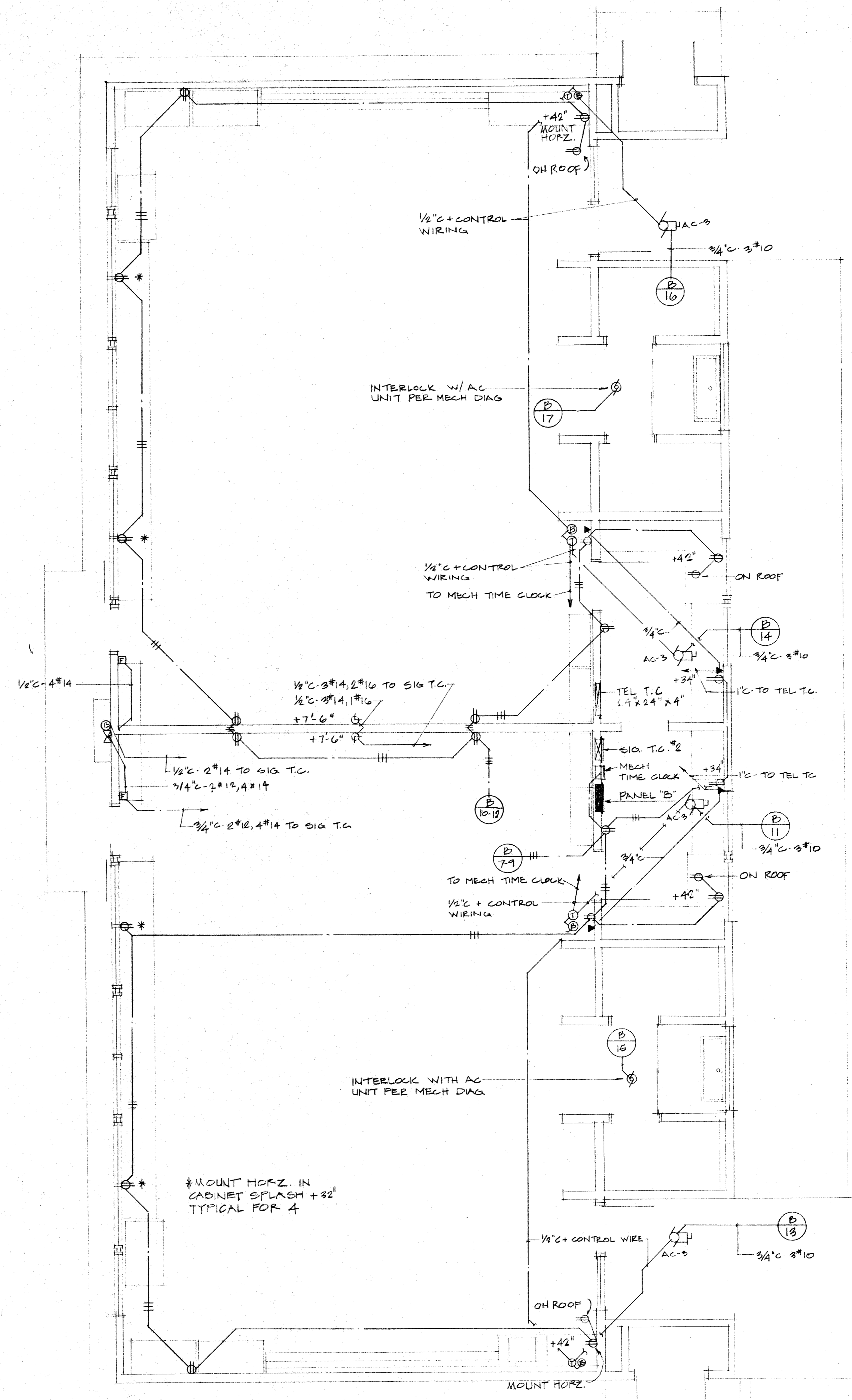
Installed - Summer 1971
Bundlesh plumbing

OFFICE OF SUPERINTENDENT OF SCHOOLS APPROVED DATE: _____	STATE OF CALIFORNIA DEPARTMENT OF PUBLIC WORKS DIVISION OF ARCHITECTURE APPROVED: _____ SUPERVISING STRUCTURAL ENGINEER	BAKERSFIELD CITY SCHOOLS 1600 K ST. BAKERSFIELD, CALIF. BOARD OF EDUCATION	APPROVED: _____ DATE: _____	ADDITIONS & ALTERATIONS TO HORACE MANN ELEM. SCHOOL 2710 NILES STREET BAKERSFIELD, CALIFORNIA	ERNEST L. MCCOY A.I.A. ARCHITECT 8111 N STREET BAKERSFIELD	(532) JOB NO. _____ DATE 7/14/71 DRAWN KESLEY CHECKED _____ SHEET _____ OF _____
---	---	--	--------------------------------	--	--	---

CHECK AND VERIFY ALL DIMENSIONS AND CONDITIONS AT JOB SITE BEFORE PROCEEDING WITH THE WORK. REPORT ANY DISCREPANCIES TO THE ARCHITECT.



LIGHTING PLAN-UNIT "B"
SCALE: 1/4" = 1'-0"



POWER & SIGNALS PLAN-UNIT "B"
SCALE: 1/4" = 1'-0"

THE ABOVE DRAWINGS AND SPECIFICATIONS ARE THE PROPERTY OF THE ARCHITECT AND ARE TO BE KEPT IN THE ARCHITECT'S OFFICE. NO PART OF THESE DRAWINGS OR SPECIFICATIONS SHALL BE REPRODUCED OR TRANSMITTED IN ANY FORM OR BY ANY MEANS, ELECTRONIC OR MECHANICAL, INCLUDING PHOTOCOPYING, RECORDING, OR BY ANY INFORMATION STORAGE AND RETRIEVAL SYSTEM, WITHOUT THE WRITTEN CONSENT OF THE ARCHITECT. THE ARCHITECT'S OFFICE SHALL BE NOTIFIED IMMEDIATELY IN WRITING OF ANY UNAUTHORIZED REPRODUCTION OR TRANSMISSION OF THESE DRAWINGS OR SPECIFICATIONS. THE ARCHITECT'S OFFICE SHALL BE NOTIFIED IMMEDIATELY IN WRITING OF ANY UNAUTHORIZED REPRODUCTION OR TRANSMISSION OF THESE DRAWINGS OR SPECIFICATIONS.

APPROVED
DATE: 4/13/91
APPROVED: APR-7778

CONELMUS ENGINEERING, INC.
CONSULTING ELECTRICAL ENGINEER
208 WEST AVENUE 91 - TEL: 735-2671
VIRGILIA, CALIFORNIA 93277

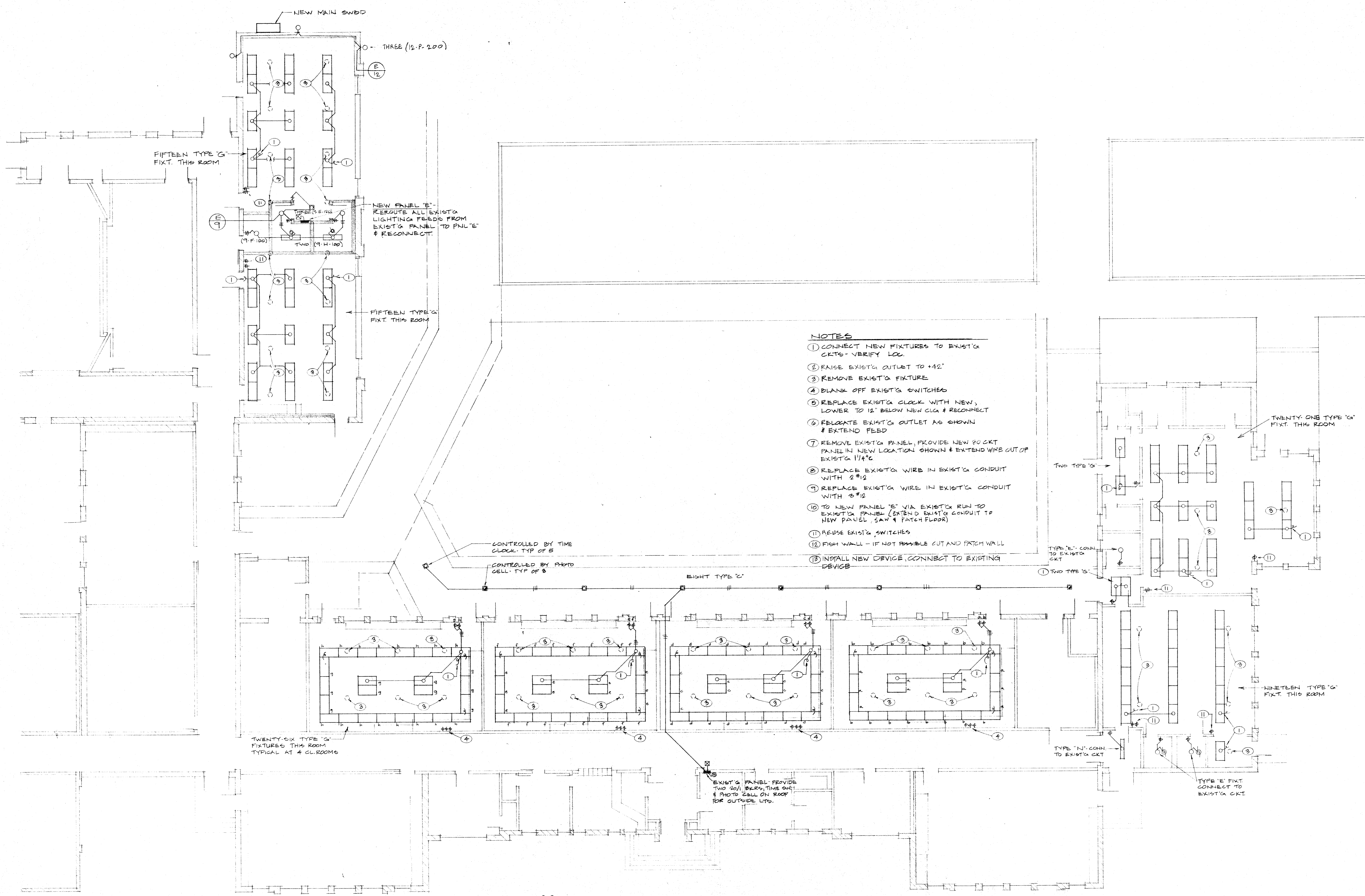
DATE	PRINTS ISSUED FOR	MARK	DATE	REVISIONS	DRAWN BY, SK.
2-27-78	OSA	1			DATE: 4/12/78
		2			JOB NO. 77-91-1
		3			CHECK'D
		4			
		5			

ROBERT M. EDDY - C.E.S.S.
WILLIAM W. PAYNTER - C.E.S.S.
DONALD W. BARKER
DONALD W. BARKER - C.E.S.S.

UNIT B LIGHTING, POWER & SIGNAL PLANS
ADDITIONS & ALTERATIONS, HORACE MANN SCHOOL
BAKERSFIELD CITY SCHOOL DISTRICT
BAKERSFIELD, CALIFORNIA

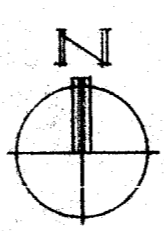
3

EDDY - PAYNTER - REINERO & ASSOCIATES
A.I.A. ARCHITECTS - 5405 STOCKDALE HWY. BAKERSFIELD, CALIFORNIA 93309 - (805) 832-



- NOTES**
- ① CONNECT NEW FIXTURES TO EXIST'G CKTS - VERIFY LOG.
 - ② RAISE EXIST'G OUTLET TO +42"
 - ③ REMOVE EXIST'G FIXTURE
 - ④ BLANK OFF EXIST'G SWITCHES
 - ⑤ REPLACE EXIST'G CLCK WITH NEW, LOWER TO 12" BELOW NEW CLG & RECONNECT
 - ⑥ RELOCATE EXIST'G OUTLET AS SHOWN & EXTEND FEED
 - ⑦ REMOVE EXIST'G PANEL, PROVIDE NEW PCKT PANEL IN NEW LOCATION SHOWN & EXTEND WIRE OUT OF EXIST'G 1 1/4" G
 - ⑧ REPLACE EXIST'G WIRE IN EXIST'G CONDUIT WITH 2 #12
 - ⑨ REPLACE EXIST'G WIRE IN EXIST'G CONDUIT WITH 3 #12
 - ⑩ TO NEW PANEL 'E' VIA EXIST'G RUN TO EXIST'G PANEL (EXTEND EXIST'G CONDUIT TO NEW PANEL, SAW & PATCH FLOOR)
 - ⑪ REUSE EXIST'G SWITCHES
 - ⑫ FISH WALL - IF NOT POSSIBLE CUT AND PATCH WALL
 - ⑬ INSTALL NEW DEVICE, CONNECT TO EXISTING DEVICE

LIGHTING PLAN-UNIT 'R'
 SCALE: 1/8" = 1'-0"



THE SEALS, SIGNATURES AND SPECIFICATIONS AND OTHER DOCUMENTS REFERENCED HEREIN ARE THE PROPERTY OF THE ARCHITECT AND NO PART THEREOF SHALL BE COPIED, REPRODUCED OR USED IN CONNECTION WITH ANY OTHER PROJECT WITHOUT THE WRITTEN CONSENT OF ARCHITECT. THE ARCHITECT'S LIABILITY IS LIMITED TO THE PROFESSIONAL SERVICES PROVIDED AND DOES NOT INCLUDE THE DESIGN OF STRUCTURAL, MECHANICAL, ELECTRICAL, OR OTHER SPECIALTY SYSTEMS UNLESS SPECIFICALLY NOTED OTHERWISE ON THESE DRAWINGS. THE ARCHITECT'S LIABILITY IS LIMITED TO THE PROFESSIONAL SERVICES PROVIDED AND DOES NOT INCLUDE THE DESIGN OF STRUCTURAL, MECHANICAL, ELECTRICAL, OR OTHER SPECIALTY SYSTEMS UNLESS SPECIFICALLY NOTED OTHERWISE ON THESE DRAWINGS.

APPROVED
 R41306 APPROVED APR-7-78
 STATE OF CALIFORNIA
 OFFICE OF THE STATE ARCHITECT
 STRUCTURAL SAFETY DIVISION


W. Cornelius
 CORNELIUS ENGINEERING, INC.
 CONSULTING ELECTRICAL ENGINEER
 206 WEST MAIN ST., SUITE 202
 VISALIA, CALIFORNIA 93277

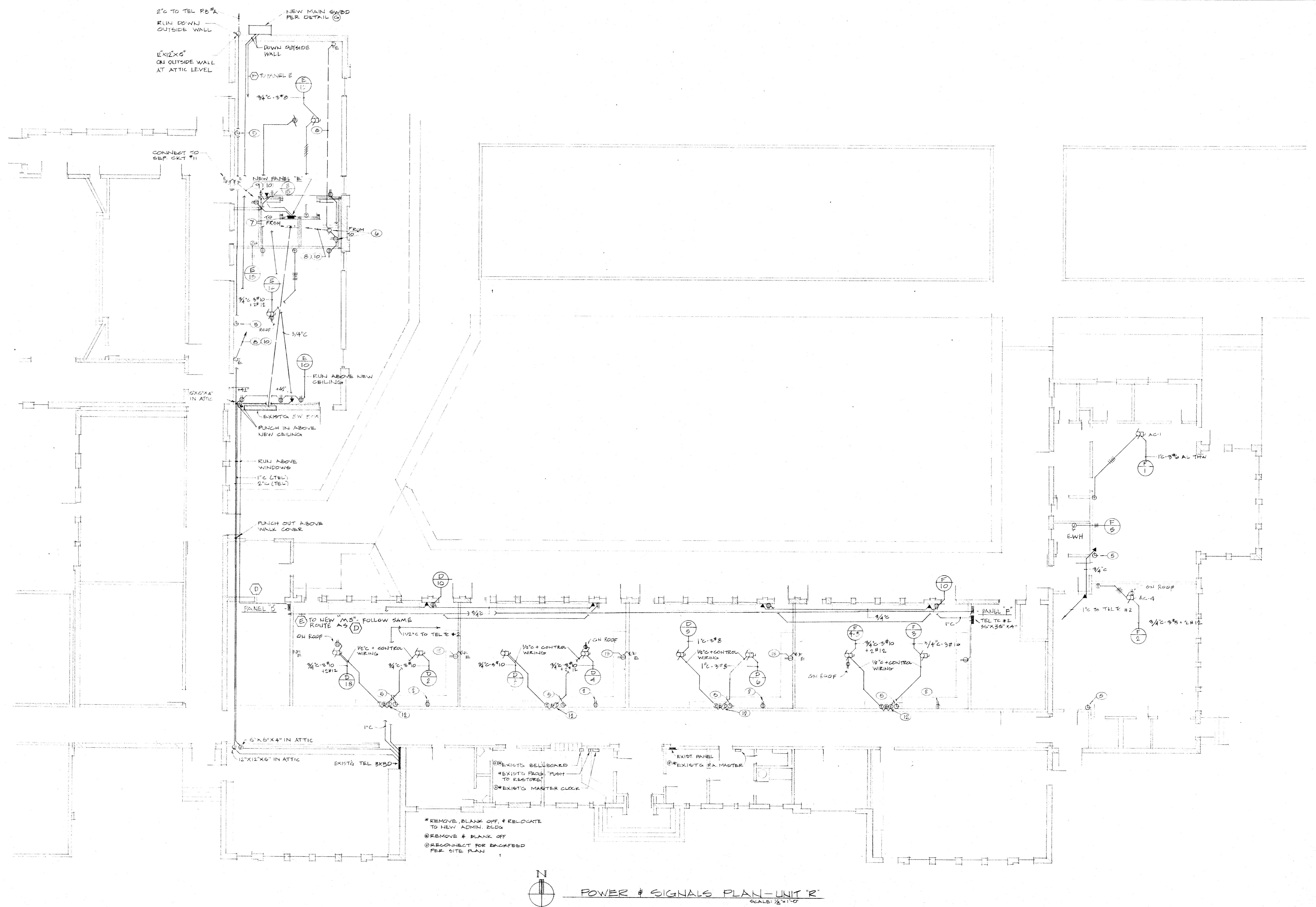
DATE	PRINTS ISSUED FOR:	MARK	DATE	REVISIONS	DRAWN	RS, SK
2-2-78	05A	1				
		2				
		3				
		4				
		5				

DATE	PRINTS ISSUED FOR:	MARK	DATE	REVISIONS	DRAWN	RS, SK
4/12/78						

W. Eddy
 WILLIAM H. PAYNTER, C-1654
 DONALD W. REINERO, C-1113

UNIT R LIGHTING PLAN
 ADDITIONS & ALTERATIONS, HORACE MANN SCHOOL
 BAKERSFIELD CITY SCHOOL DISTRICT
 BAKERSFIELD, CALIFORNIA





POWER & SIGNALS PLAN - UNIT R
 SCALE: 1/8" = 1'-0"

- * REMOVE, BLANK OFF, & RELOCATE TO NEW ADMIN. BLDG
- @ REMOVE & BLANK OFF
- RECONNECT FOR BACKFEED PER SITE PLAN

THE ABOVE DRAWING AND SPECIFICATIONS ARE HEREBY APPROVED AND AUTHORIZED BY THE ARCHITECT AND SHALL BE CONSIDERED THE BASIS FOR THE CONTRACT AND SHALL BE THE BASIS FOR THE CONTRACTOR'S OBLIGATION TO THE OWNER. THE CONTRACTOR SHALL BE RESPONSIBLE FOR OBTAINING ALL NECESSARY PERMITS AND APPROVALS FROM THE LOCAL, STATE AND FEDERAL AGENCIES. THE CONTRACTOR SHALL BE RESPONSIBLE FOR OBTAINING ALL NECESSARY PERMITS AND APPROVALS FROM THE LOCAL, STATE AND FEDERAL AGENCIES. THE CONTRACTOR SHALL BE RESPONSIBLE FOR OBTAINING ALL NECESSARY PERMITS AND APPROVALS FROM THE LOCAL, STATE AND FEDERAL AGENCIES.


APPROVED
 [Signature]
 DATE: 4/12/78

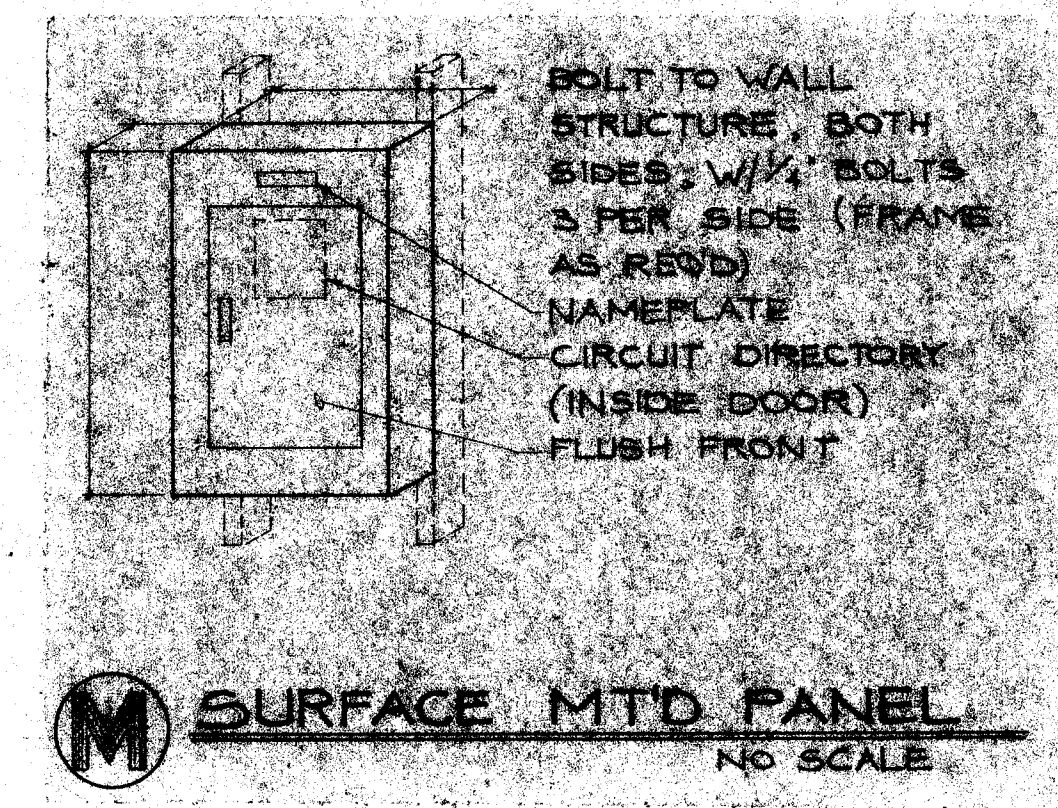
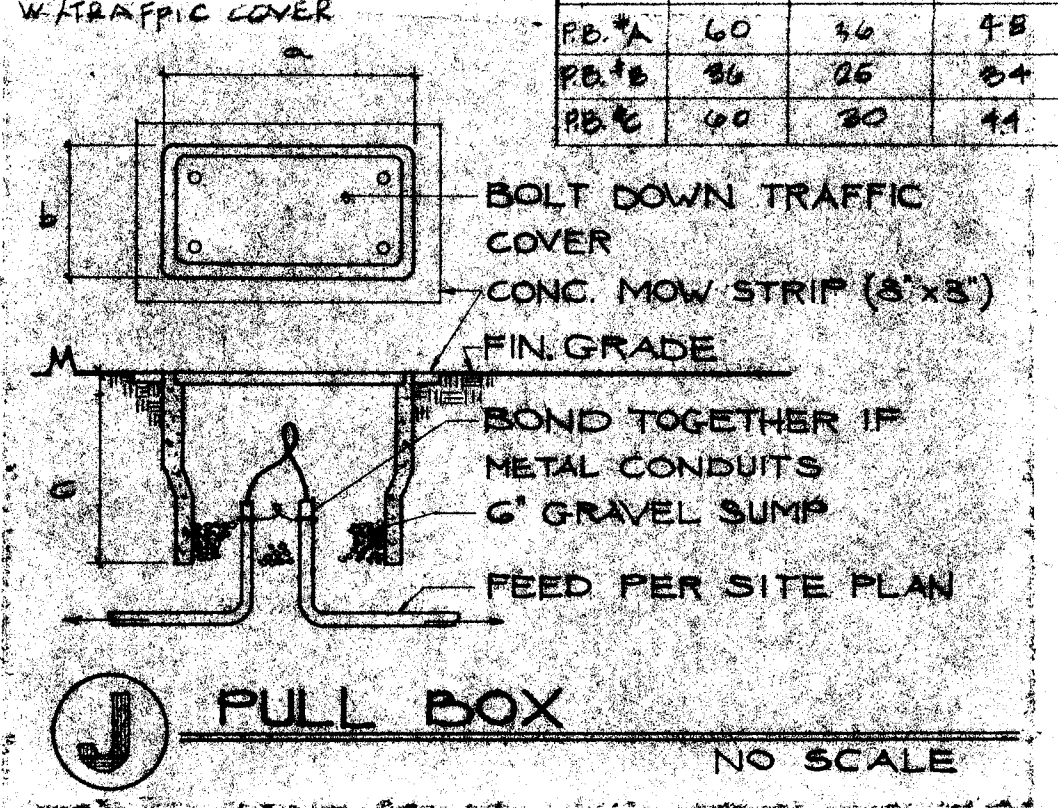
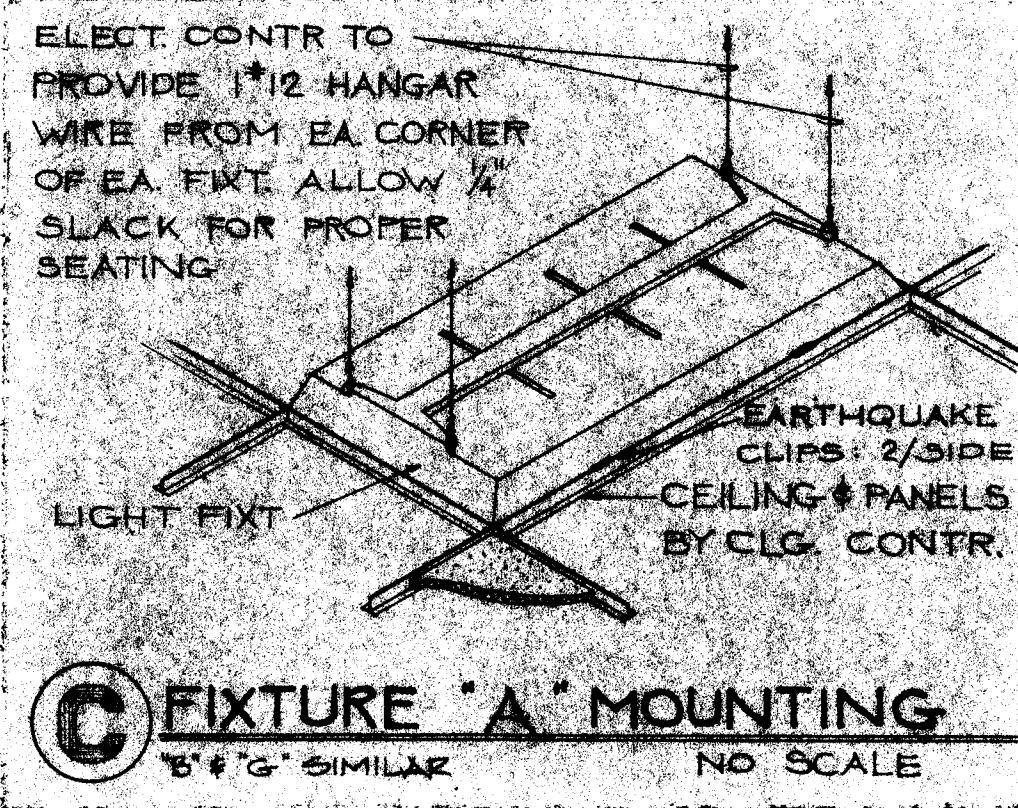
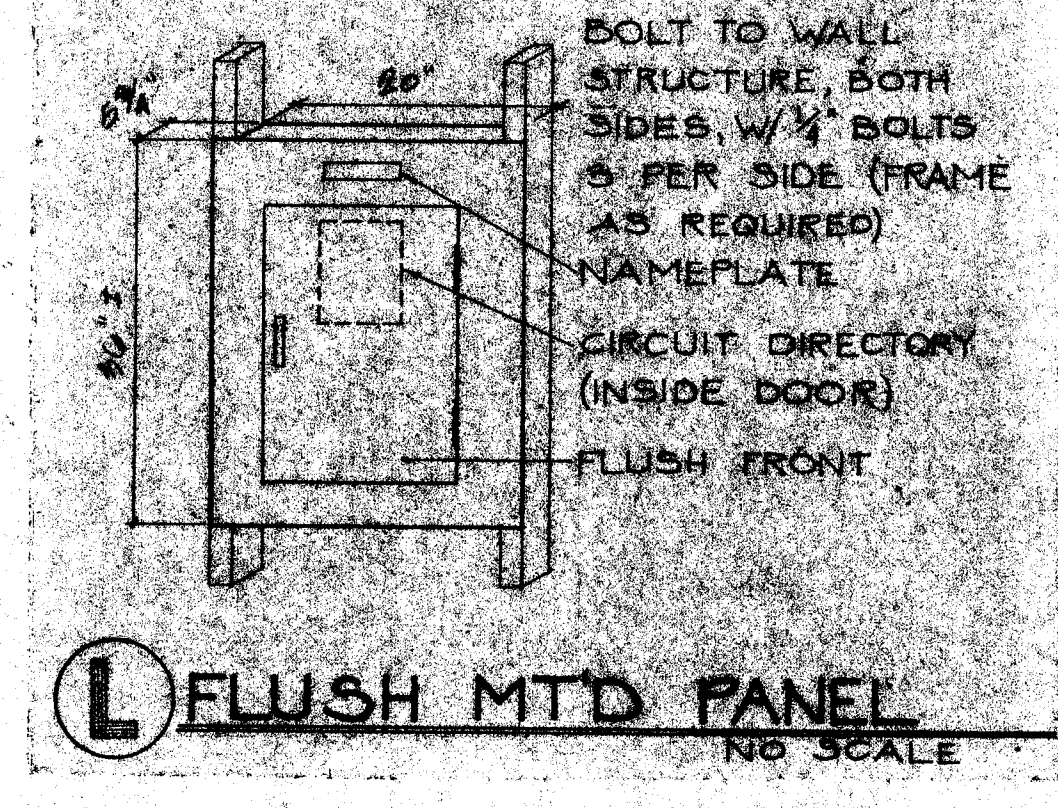
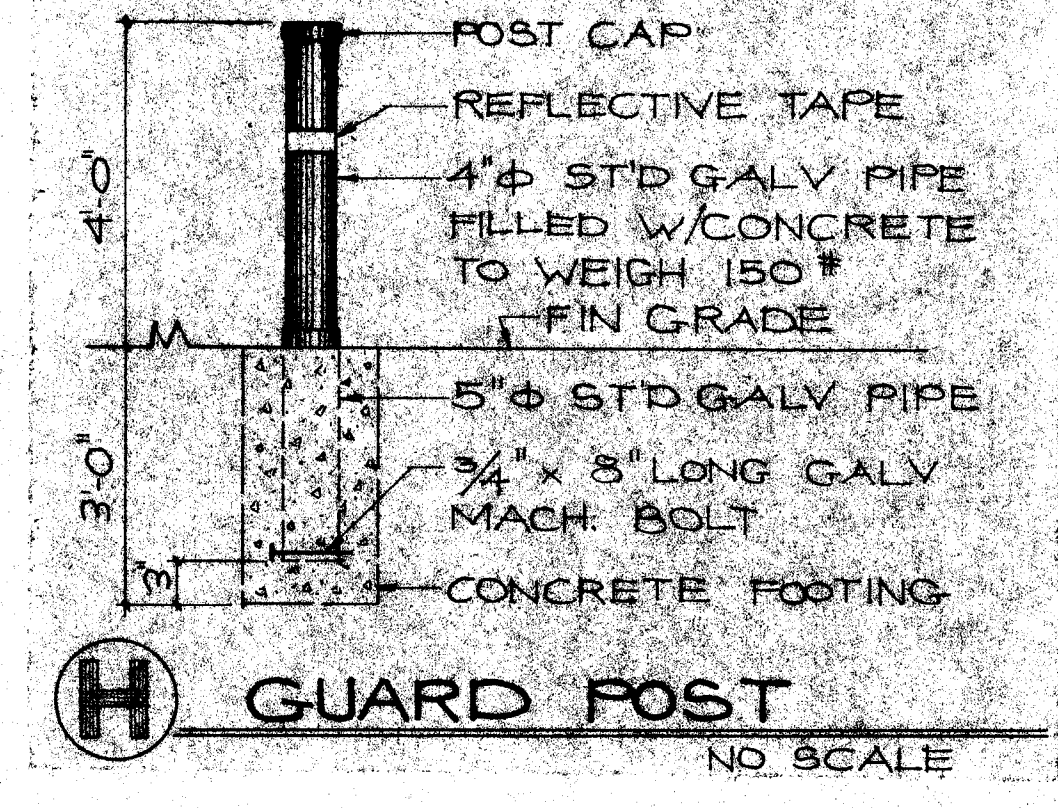
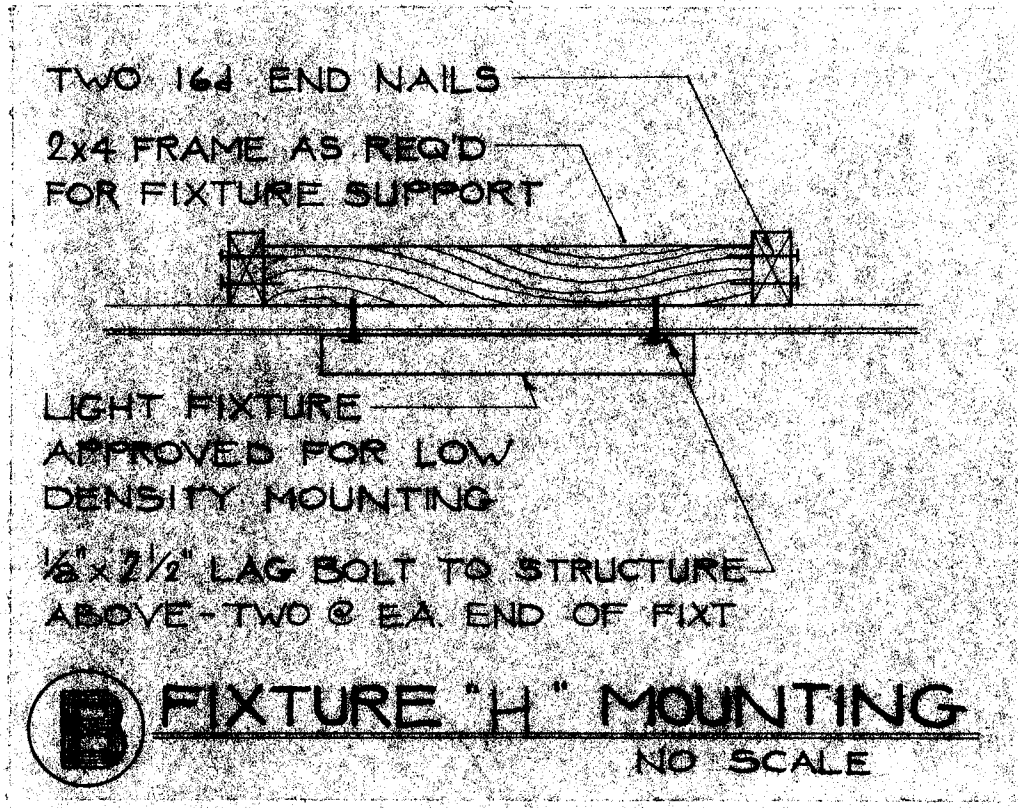
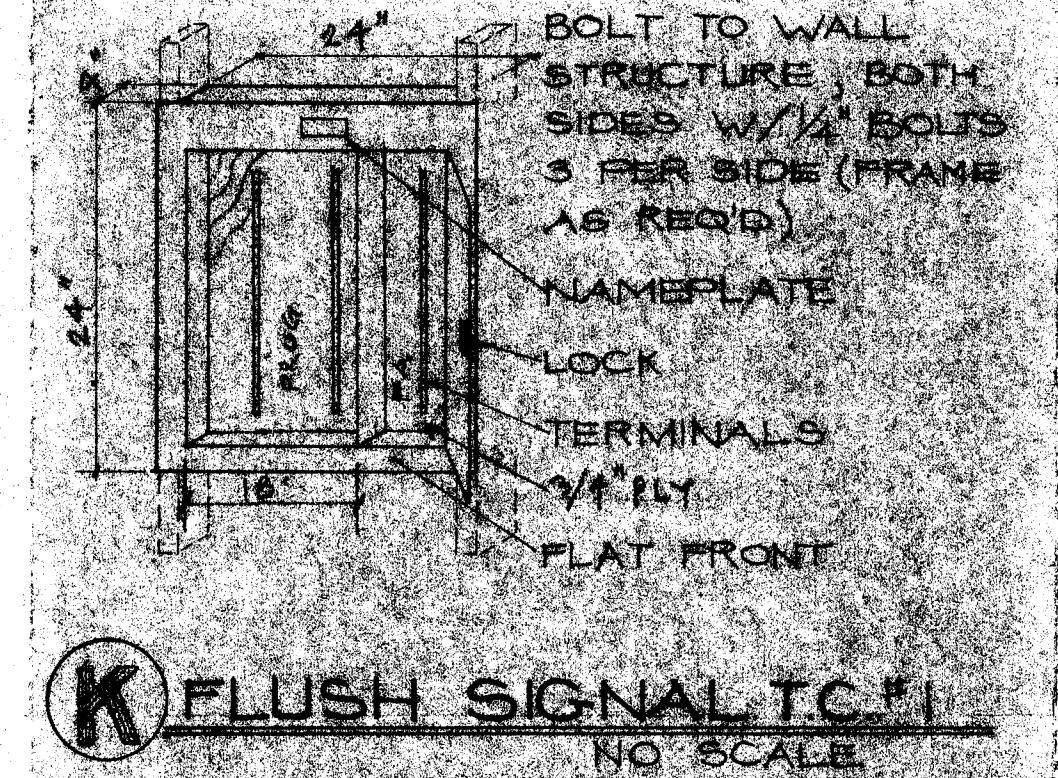
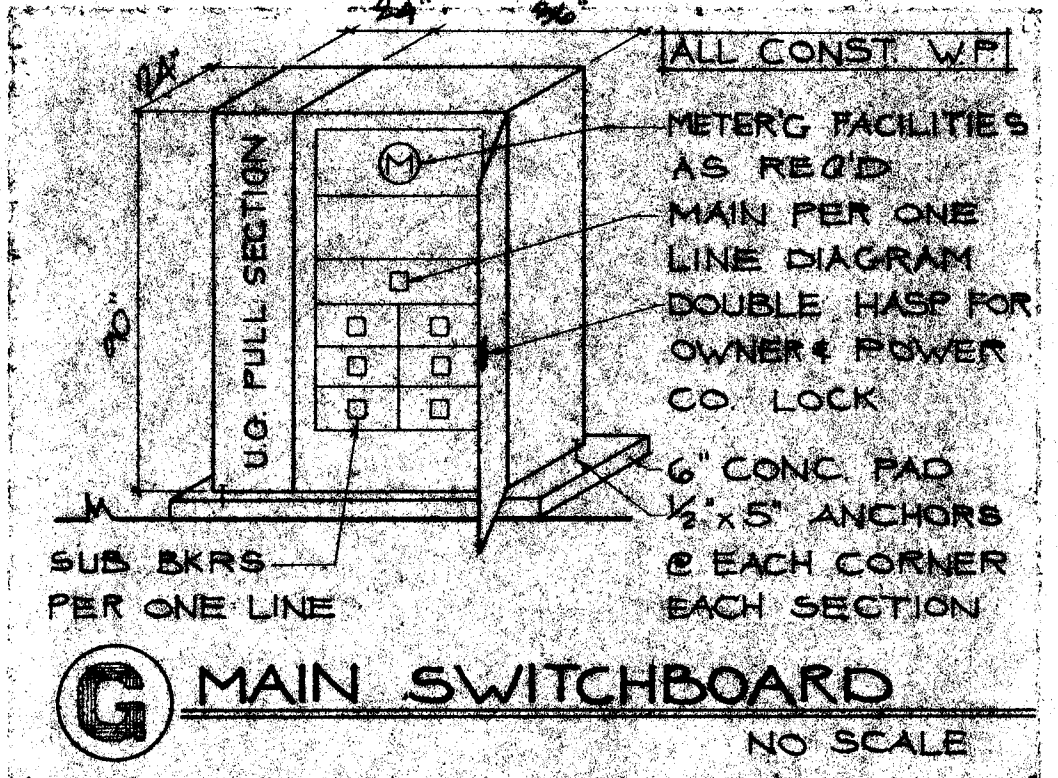
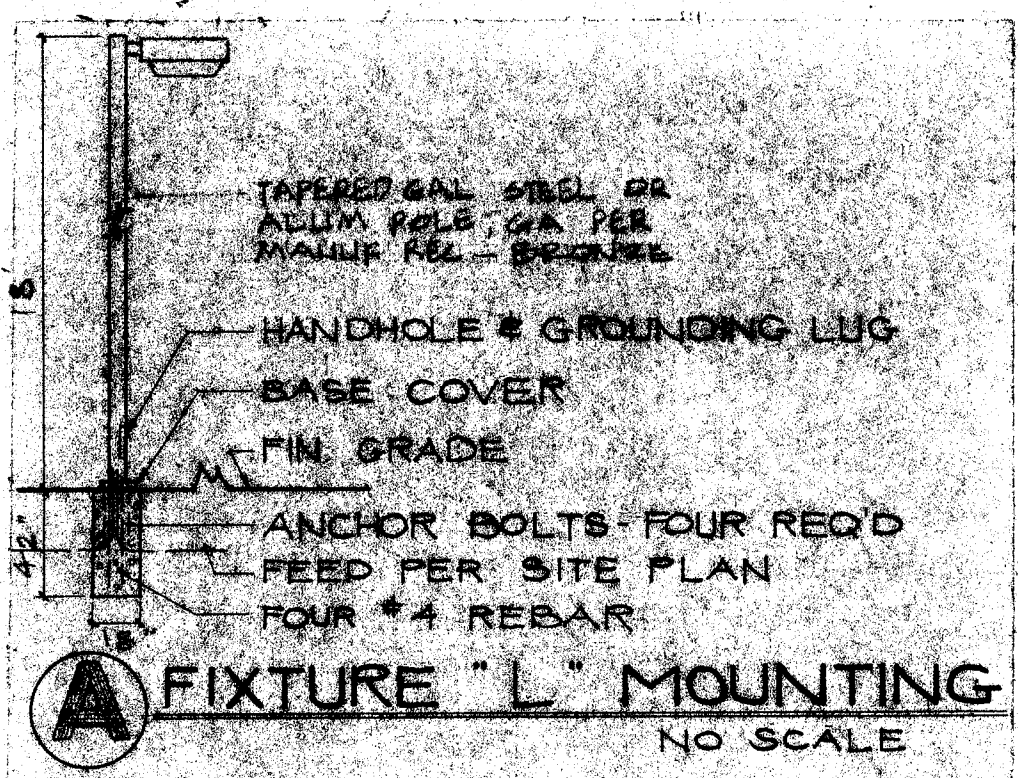
WILLIAM H. PAYNTER
 ARCHITECTS
 5405 STOCKDALE HWY.
 BAKERSFIELD, CALIFORNIA 93309

DATE	PRINTS ISSUED FOR:	MARK	DATE	REVISIONS	DRAWN BY: SA
2-8-78	OSA				DATE 4/12/78
					JOB NO. 77-91-1
					CHECK'D

WHP
 ROBERT M. EDDY C-893
 WILLIAM H. PAYNTER C-1624
 DONALD W. REINFRO C-5283

UNIT R POWER & SIGNAL PLAN
 ADDITIONS & ALTERATIONS, HORACE MANN SCHOOL
 BAKERSFIELD CITY SCHOOL DISTRICT
 BAKERSFIELD, CALIFORNIA





FIXTURE SCHEDULE

TYPE	WATTS	LAMPS	MANUFACTURER	CATALOG #	FINISH	NOTE
A	900	1-PC	LIGHTOLIER	FLUORITE 2011	FLUSH	PER DETAIL (C)
B	100	1-PC	LIGHTOLIER	FLUORITE 2011	FLUSH	APPROVED FOR THIS WORK
C	100	1-PC	MARCO	UNIBEST 2017	FLUSH	NEW 7/8 W LAMP UNLAMP
D	150	1-PC	LIGHTOLIER	1004-004	FLUSH	
E	120	1-PC	MARCO	242054-F	FLUSH	DRUM
F	100	1-PC	DAYANT	6000	FLUSH	PER DETAIL (C)
G	100	1-PC	LIGHTOLIER	FLUORITE 2011	FLUSH	PER DETAIL (C)
H	100	1-PC	MARCO	NEPTON	FLUSH	NEW 7/8 W LAMP UNLAMP
J	100	1-PC	LIGHTOLIER	1004-004	FLUSH	
K	125	1-PC	G.E.	CT50100	FLUSH	BRONZE FINISH
L	200	1-PC	PHENIX	1017-1017	FLUSH	PER DETAIL (C) BRONZE FINISH
M	150	1-PC	MARCO	12-00	FLUSH	FLUORITE
N	100	1-PC	LIGHTOLIER	80515	FLUSH	
P	200	1-PC	G.E.	CT500005	FLUSH	6" BELOW TOP OF PRECAST BRONZE FIN.

BOLT ON
120/208 VOLTS 3-Ø-4 WIRE
225 A BUSSING 200 A MAIN BKR
57' CFT

PANEL 'A'

CIR	LOAD VA	DESC	DESC	LOAD VA	BKR CIR
1	1600	LIGHTS	LIGHTS	1600	7
3	700			700	4
5	1800		VIA B	1800	6
7	1800	CONV OUTL	VIA B	1800	8
9	1800	CONV OUTL	CONV OUTL	1800	10
11	1800			1800	12
13	1800	TEL BLDG		1800	14
15	1800	WTR HTR	AC UNIT	1800	16
17	1800	1800		1800	18
19	500	FA MASTER	SPARE	500	20
21	500	500		500	22
23					24
25					26
27					28
29					30

TOTAL LOAD V.A. = 22000 VA, 16200 VA, 16200 VA
TOTAL CONNECTED LOAD = 50400 VA

BOLT ON
120/208 VOLTS 3-Ø-4 WIRE
225 A BUSSING 200 A MAIN BKR
57' CFT

PANEL 'D'

CIR	LOAD VA	DESC	DESC	LOAD VA	BKR CIR
1	1800	AC UNIT	AC UNIT	1800	7
3	1800	1800		1800	4
5	1800	1800		1800	6
7	500	SPARE	CONV OUTL	1800	8
9	500	500	CONV OUTL	1800	10
11					12
13					14
15					16

TOTAL LOAD V.A. = 18000 VA, 18000 VA, 18000 VA
TOTAL CONNECTED LOAD = 46800 VA

BOLT ON
120/208 VOLTS 3-Ø-4 WIRE
225 A BUSSING 200 A MAIN BKR
57' CFT

PANEL 'B'

CIR	LOAD VA	DESC	DESC	LOAD VA	BKR CIR
1	1600	LIGHTS	LIGHTS	1600	7
3	1600			1600	4
5	1800			1800	6
7	1800	CONV OUTL	VIA B	1800	8
9	1800	CONV OUTL	CONV OUTL	1800	10
11	1800	1800		1800	12
13	1800	1800	AC UNIT	1800	14
15	1800	1800	AC UNIT	1800	16
17	500	500		500	18
19	500	500		500	20
21					22
23					24
25					26
27					28
29					30

TOTAL LOAD V.A. = 18000 VA, 16200 VA, 16200 VA
TOTAL CONNECTED LOAD = 46800 VA

BOLT ON
120/208 VOLTS 3-Ø-4 WIRE
225 A BUSSING 200 A MAIN BKR
57' CFT

PANEL 'E'

CIR	LOAD VA	DESC	DESC	LOAD VA	BKR CIR
1	1000	1000		1000	2
3	1000			1000	4
5	1000			1000	6
7	1000			1000	8
9	1000	LIGHTS	CONV OUTL	1000	10
11	1000	LIGHTS	LIGHTS	1000	12
13	1000	1000		1000	14
15	1000	1000		1000	16

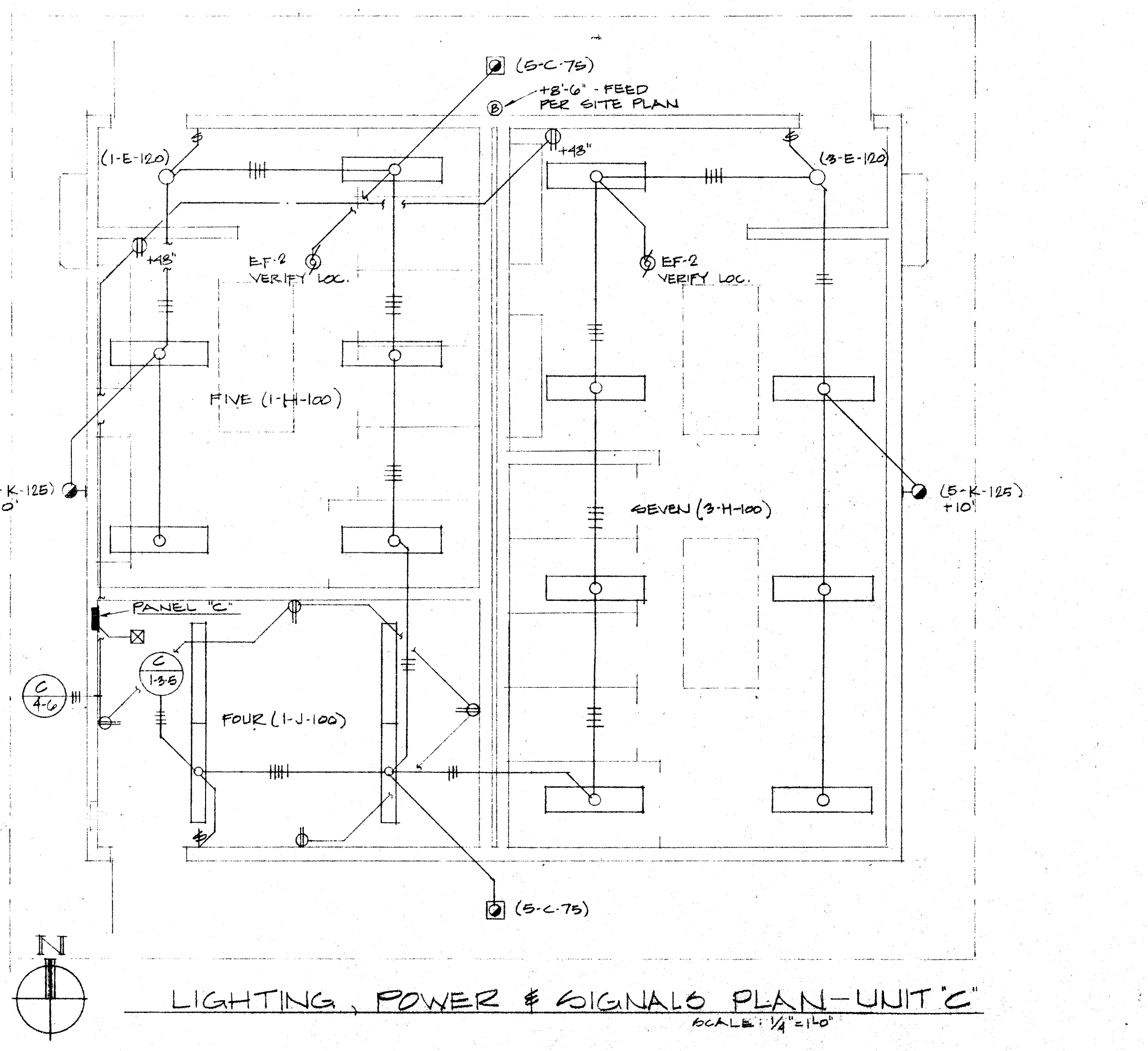
TOTAL LOAD V.A. = 10000 VA, 10000 VA, 10000 VA
TOTAL CONNECTED LOAD = 30000 VA

BOLT ON
120/208 VOLTS 3-Ø-4 WIRE
60 A BUSSING 60 A MAIN BKR
10 CFT

PANEL 'C'

CIR	LOAD VA	DESC	DESC	LOAD VA	BKR CIR
1	1000	LIGHTS	SPARE	500	1
3	800		CONV OUTL	1500	4
5	100	VIA B	CONV OUTL	1500	6
7	500		CONV OUTL	1500	8
9				1500	10

TOTAL LOAD V.A. = 3400 VA, 2000 VA
TOTAL CONNECTED LOAD = 3700 VA




APPROVED
A41 306
APPROVED APR-7 78

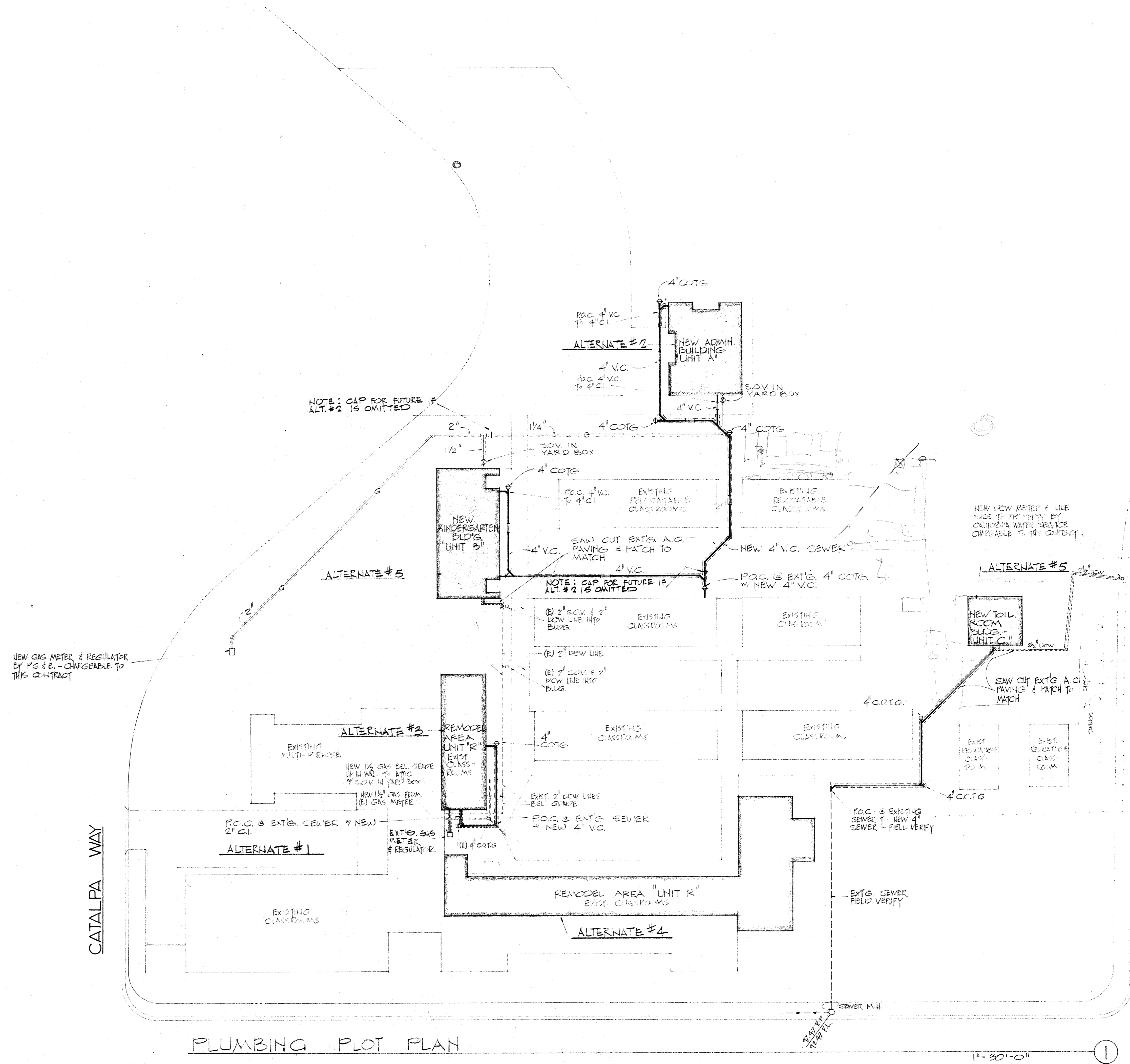
DATE 2-8-78
PRINTS ISSUED FOR: []
MARK []
DATE []
REVISIONS []
DRAWN []
DATE 4/12/76
JOB NO. 77-91-1
CHECK'D []

ROBERT H. EDDY C-893
WILLIAM H. PAYNTER C-1654
DONALD V. RENNERT C-3223

UNIT 'C' ELECTRICAL PLAN, SCHEDULES & DTL'S.
ADDITIONS & ALTERATIONS, HORACE MANN SCHOOL
BAKERSFIELD CITY SCHOOL DISTRICT
BAKERSFIELD, CALIFORNIA



MARK	SOIL TRAP	VENT	DCW	DHW	MANUFACTURER AND MODEL NO.	DESCRIPTION
WC-1	4"	INT	2"	1 1/2"	American Std. "Madera" No. 2222.016	Vitreous China - Flush Valve Water Closet - Floor Mounted - Siphon Jet Action - Elongated Bowl - 2" w/No. 481910-100 Bolt Caps - Seat No. 5321.070 - 1 1/2" Top Spud - Sloan Royal Flush Valve No. 110
(Same as WC-1 except w/No. 115 Flush Valve and No. F-72-A2 Trap Primer)						
WC-2	4"	INT	2"	3/4"	American Std. "Elongated Cabinet" No. 2109.056	Vitreous China - Floor Mounted - Siphon Jet Action Bowl - Close Coupled Tank No. 4049.052, 2 Bolt Caps w/No. 5330.065 Seat & Cover - No. 3405.016 Toilet Tank Supply
WC-3	4"	INT	2"	1 1/2"	American Std. "Devereaux Baby" No. 2272.011	Vitreous China - Flr. Mtd. - Siphon Vortex Action - 10" High - 1 1/2" Top Spud - No. 5330.113 Seat - Sloan Royal No. 113 Flush Valve w/No. F-72-A2 Trap Primer
UR	2"	2"	1 1/2"	3/4"	American Std. "Stallbrook" No. 6400.014	Vitreous China - Floor Mounted - Washdown Urinal - 3/4" Top Spud - Integral Flush Spreader w/No. 3230.018 Beehive Strainer - Sloan Royal #186 Flush Valve - 2" C.I. "P" Trap
LAV-1	2"	1 1/2"	1 1/2"	3/4"	American Std. "Viking" No. 0285.039	Vitreous China Corner Lav. - Integral Heritage Fitting w/Pop-Up Drain - (2) Angle Wall Stops w/Supply Pipes, 1 1/2"x1 1/2" C.B. C.P. "P" Trap
LAV-2	2"	1 1/2"	1 1/2"	3/4"	American Std. No. 0350.132 "Macerne" 20"x18"	Vitreous China - Wall Hanger - (1) Chicago No. 700 Faucet - No. 2411.015 Grid Drain - 1 1/2"x1 1/2" C.P. C.B. "P" Trap - (1) Angle Wall Stop w/Supply Pipe
LAV-3	2"	1 1/2"	1 1/2"	3/4"	American Std. "Macerne" No. 0351.132 20"x18"	Vitreous China - Front Overflow - w/Wall Hangers - No. 2103.703 Centerset w/Pop-Up Drain - 1 1/2"x1 1/2" C.P. C.B. L.A. Pattern "P" Trap - (2) No. 2302.134 C.P. Lav. Supplies w/Valves
S-1	2"	1 1/2"	1 1/2"	3/4"	American Std. "Custom Line" No. 7013.014 24"x21"	Acid Resisting Enamelled Cast Iron Counter Mounted Sink - Single Bowl - Fitting Ledge - Flat Rim - Chrome No. 895 H/Low Faucet (2) No. 2302.081 Supply Pipes - No. 4331.013 Strainer - 1 1/2" C.P. L.A. Pattern C.B. "P" Trap - Stainless Steel Mounting Rim
S-2	2"	1 1/2"	1 1/2"	3/4"	Haws No. 4120	20"x20" Classroom Sink - Cast Iron Fitted with No. 3010 Bubbler at Right Front and No. 5500 Pantry Faucet at Left Rear - Loose Key Angle Supply Valve - Flat Strainer w/Tailpiece - 1 1/2" "P" Trap and "Hudee" Stainless Steel Locking Rim
S-3	2"	1 1/2"	1 1/2"	3/4"	American Std. "Carnegie" No. 8513.111	Wall Mt'd. Wash Sink, (2) #4332.039 Single Faucets (Drill for Cold Water Only) w/Haws No. 5056 Bubbler w/ 1/2" C.P. Nipple & C.P. Escutcheon Plate - For Thru Back Mt'd - #4302.018 Grid Strainer, 1 1/2" C.P. C.B. "P" Trap - Wall Hung - Provide Stops in Supply Pipes Below Sink
S-4	2"	2"	1 1/2"	3/4"	Florestone No. 83-5-12	36"x36"x12" DP. Terrazzo Top Receptor w/S.S. Ledge Caps - Integral Grid Drain - 2" Caulked Conn. 2" C.I. "P" Trap - "Chicago" #397 Faucet w/V.B. & Stops in Shanks
S-5	3"	3"	2"	3/4"	American Std. "Lakewall" No. 7692.049 22"x18"	Enamelled Cast Iron Service Sink - Wall Hanger - For Thru Back Faucet - No. 8340.262 Heritage Faucet - Aquaseal Valve - Renewable Seats - Bucket Hook - Vacuum Breaker - No. 8279.018 Rim Guard - No. 7796.176 Trap w/No. 8301.012 Strainer
S-6	3"	3"	2"	3/4"	American Std. "Florwell" No. 7740.020 28"x28"	Floor Type Service Sink - Enamelled Cast Iron - Fitted w/8344.111 Supply Fitting, #7745.011 Rim Guard, #7721.020 Drain and Cast Iron "P" Trap
BF-1	2"	1 1/2"	1 1/2"	3/4"	Haws No. 1455 (5' Long)	Acid Resisting Enamelled Cast Iron Drinking Fountain (5) No. 5850 Valve - (3) No. 5700 Bubbler - 1 1/2" C.P. C.B. "P" Trap
BF-2	2"	1 1/2"	1 1/2"	1/2"	Haws No. HWS-8	Electric Wall Hung Drinking Fountain 8.2 G.P.H. or 50" Water, 1/4" H.F. @ 120V-16, 1 1/2" C.B. "P" Trap, 1/2" Angled Wall Stop
J-1	3/4"	3/4"	3/4"	3/4"	"Jetglass" No. M20LSD 87	20 G. Glass Lined L6-Boy - 4500 W. @ 240V-16, Watts Temp./Press. Relief Valve - 18 GPH Rise @ 100'
J-2	3/4"	3/4"	3/4"	3/4"	"Jetglass" No. M20LSD 70	20 G. Glass Lined L6-Boy - 4500 W. @ 240V-16, Watts Temp./Press. Relief Valve - 18 GPH Rise @ 100'
J-3	3/4"	3/4"	3/4"	3/4"	"Jetglass" No. M7U5S	17 G. Glass Lined - 4500 W. @ 240V-16, Watts 10XL Temp./Press. Relief Valve, 6 G.P.H. Recovery @ 240V-16
FD-1	2"	2"	1 1/2"		J.R. Smith No. 2010-A	Dico Cast Iron Floor Drain - 5" Polished Nickel Bronze Round Grate - 2" C.I. "P" Trap w/Trap Primer Connection
FB-1	Wall	3/4"			Acorn "Wall Valve" No. 8120	Cast Bronze 3/4" Wall Faucet - Solid Flange - Loose Key w/Wheel Handles on Valves
FB-2	Wall	3/4"			Acorn "Wall Valve" No. 8120	Polished Chrome Plated Cast Bronze 3/4" Wall Faucet - Solid Flange - Loose Key w/Key
FB-3	Wall	3/4"			Potter Roemer No. 2709	Semi-Recessed, 4" Wall Fire Extinguisher Cabinet - 15-5/8" W x 27" H x 3 1/2" Deep, Door Style "BG" w/Fire Extinguisher Decal, Fire Extinguisher No. ABC-20 Dry Chemical 20 lbs.



PLUMBING PLOT PLAN

NILE STREET

HORACE MANN AVENUE

THE OWNER HEREBY RELEASES AND AGREES TO HOLD HARMLESS THE ARCHITECT FROM AND AGAINST ALL CLAIMS, DAMAGES, LOSSES AND EXPENSES, INCLUDING REASONABLE ATTORNEY'S FEES, THAT MAY BE ASSERTED AGAINST THE ARCHITECT BY ANY THIRD PARTY AS A RESULT OF THE ARCHITECT'S NEGLIGENCE OR OTHERWISE IN CONNECTION WITH THE PERFORMANCE OF HIS PROFESSIONAL SERVICES UNDER THIS AGREEMENT. THIS RELEASE SHALL NOT BE APPLICABLE TO ANY CLAIMS, DAMAGES, LOSSES AND EXPENSES, INCLUDING REASONABLE ATTORNEY'S FEES, THAT MAY BE ASSERTED AGAINST THE ARCHITECT BY ANY THIRD PARTY AS A RESULT OF THE ARCHITECT'S NEGLIGENCE OR OTHERWISE IN CONNECTION WITH THE PERFORMANCE OF HIS PROFESSIONAL SERVICES UNDER THIS AGREEMENT.

APPROVED

 WILLIAM M. PAYNTER
 ARCHITECT

APPROVED

 ROBERT N. EDDY
 ARCHITECT

APPROVED

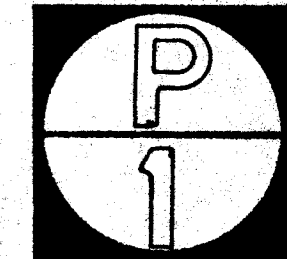
 DONALD W. KEMPF
 ARCHITECT

WILLIAM M. PAYNTER & ASSOCIATES
 12 Manhattan St., 227-2840
 Bakersfield, California 93305

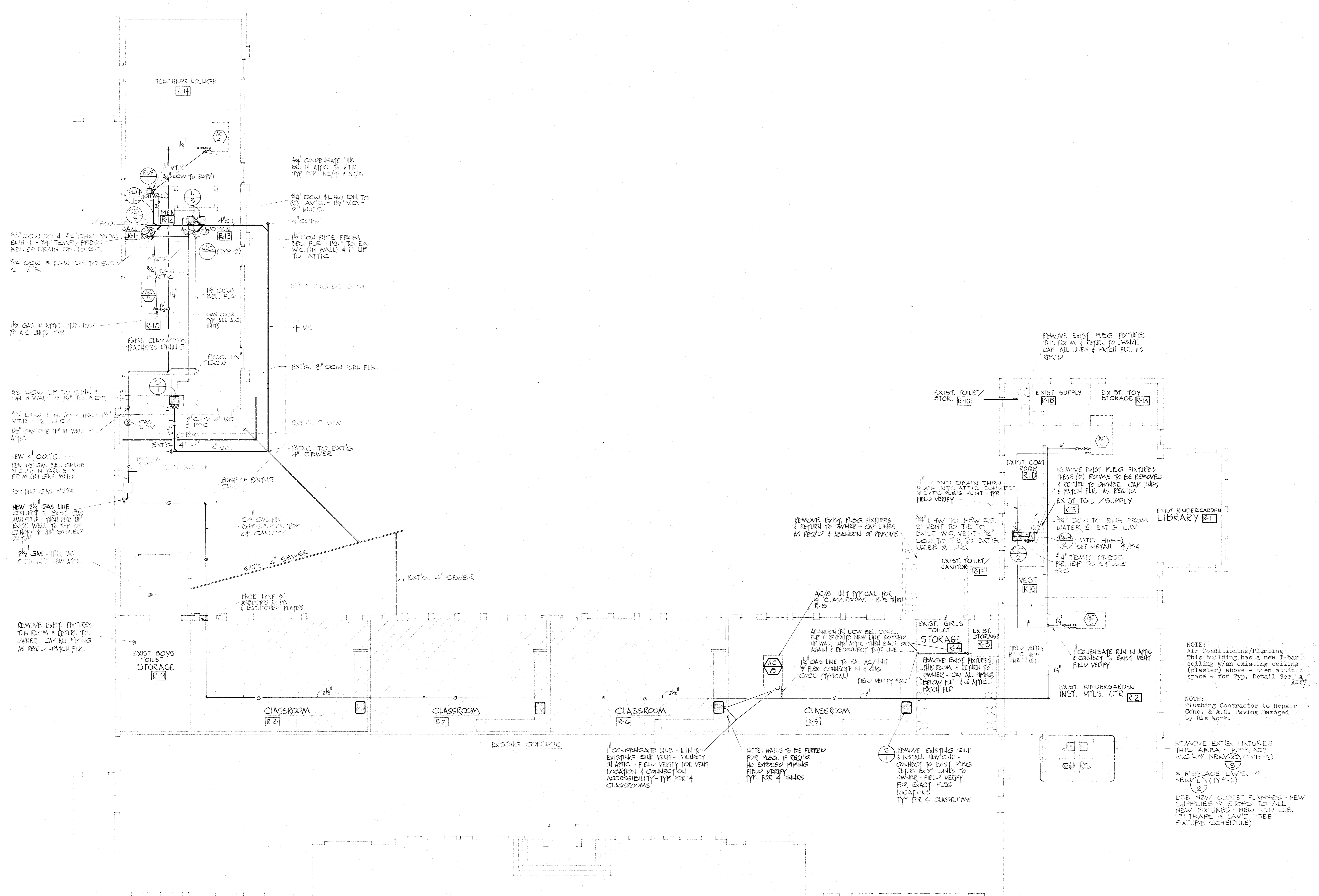
DATE	PRINTS ISSUED FOR	MARK	DATE	REVISIONS	DRAWN R.B.
					DATE 4-12-70
					JOB NO. 77-91-1
					CHECK'D E.H.W.

ROBERT N. EDDY C-895
 WILLIAM M. PAYNTER C-1054
 DONALD W. KEMPF C-1383

PLUMBING PLOT PLAN - FIXTURE SCHEDULE
 ADDITIONS & ALTERATIONS, HORACE MANN SCHOOL
 BAKERSFIELD CITY SCHOOL DISTRICT
 BAKERSFIELD, CALIFORNIA



EDDY - PAYNTER - RINERO & ASSOCIATES
 ARCHITECTS - 5405 STOCKDALE HWY. BAKERSFIELD, CALIFORNIA 93309 - (805) 832-1105



PLB'G. PLAN - EXISTING BLD'G. - UNIT "R"
 1/8" = 1'-0" ①

NOTE:
 Air Conditioning/Plumbing
 This building has a new T-bar
 ceiling w/an existing ceiling
 (plaster) above - then attic
 space - for typ. Detail See A-17

NOTE:
 Plumbing Contractor to Repair
 Conc. & A.C. Paving Damaged
 by His Work.

REMOVE EXIS. FIXTURES
 THIS AREA - REPLACE
 W/C BY NEW (TYP-2)

REPLACE LAVS BY
 NEW (TYP-2)

USE NEW CLOSET FLANGES - NEW
 SUPPLIES BY STOPS TO ALL
 NEW FIXTURES - NEW CH C.B.
 FITTINGS & LAVS (SEE
 FIXTURE SCHEDULE)

THE ABOVE DRAWING AND SPECIFICATIONS AND IDEAS, DESIGN AND ARRANGEMENTS HEREIN
 ARE THE PROPERTY OF THE ARCHITECT AND NO PART
 THEREOF SHALL BE COPIED, REPRODUCED OR USED IN CONNECTION WITH ANY WORK
 UNLESS SOLELY FOR THE PURPOSES OF THE PROJECT FOR WHICH THE SAME ARE PREPARED
 AND WITHOUT THE WRITTEN CONSENT OF THE ARCHITECT. VISUAL CONTACT WITH THESE
 DRAWINGS OR THE ORIGINALS SHALL CONSTITUTE CONVICTION OF VIOLATION OF THE
 PENAL CODE OF THE STATE OF CALIFORNIA. ANY CONTRACTOR SHALL BE RESPONSIBLE FOR OBTAINING ALL NECESSARY
 PERMITS AND APPROVALS FROM THE APPROPRIATE AGENCIES. THE ARCHITECT'S LIABILITY IS LIMITED TO THE
 PROFESSIONAL SERVICES PROVIDED BY HIM OR HER. THE ARCHITECT DOES NOT WARRANT THE
 ACCURACY OF THE INFORMATION PROVIDED BY THE CLIENT. THE ARCHITECT'S LIABILITY IS LIMITED TO THE
 PROFESSIONAL SERVICES PROVIDED BY HIM OR HER.

APPROVED
 143 3064 APPROVED 100-7178

OFFICE OF THE ARCHITECT
 STATE OF CALIFORNIA
 143 3064 APPROVED 100-7178

G. W. PERSON - Mechanical Eng.
 and ASSOCIATES
 2140 Broadway St. 322-2556
 Bakersfield, California 93305

DATE	PRINTS ISSUED FOR:	MARK	DATE	REVISIONS	DRAWN L.M.
		1			DATE 4-19-70
		2			JOB NO. 77-91-1
		3			CHECK'D E.H.W.

ROBERT M. EDDY - C-893
 WILLIAM H. PAYNTER - C-1624
 DONALD W. RENNIFRO - C-2282

PLB'G. FLOOR PLAN (UNIT "R")
ADDITIONS & ALTERATIONS, HORACE MANN SCHOOL
 BAKERSFIELD CITY SCHOOL DISTRICT
 BAKERSFIELD, CALIFORNIA

