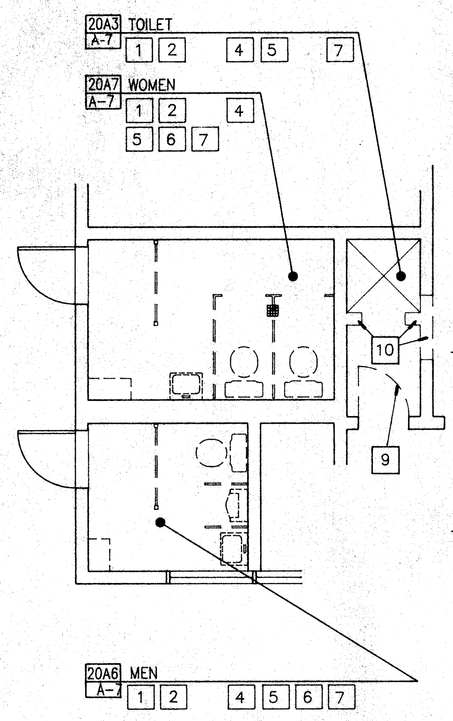

DEMOLITION PLAN

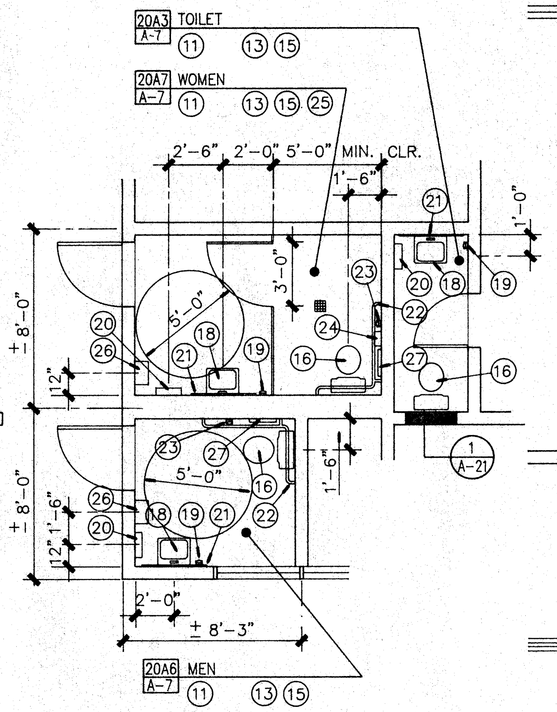

FLOOR PLAN

REFER TO MOUNTING HEIGHT SCHED., SHEET A-6, FOR CLEARANCE DIMENSIONS AND MOUNTING HEIGHTS OF FIXTURES AND ACCESSORIES.

PARTIAL PLAN A

BUILDING A

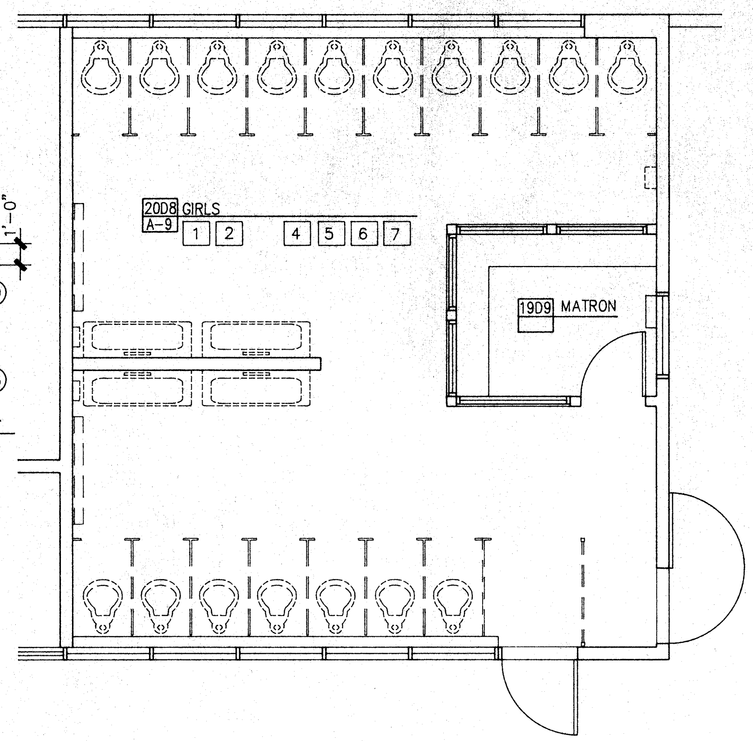

DEMOLITION PLAN

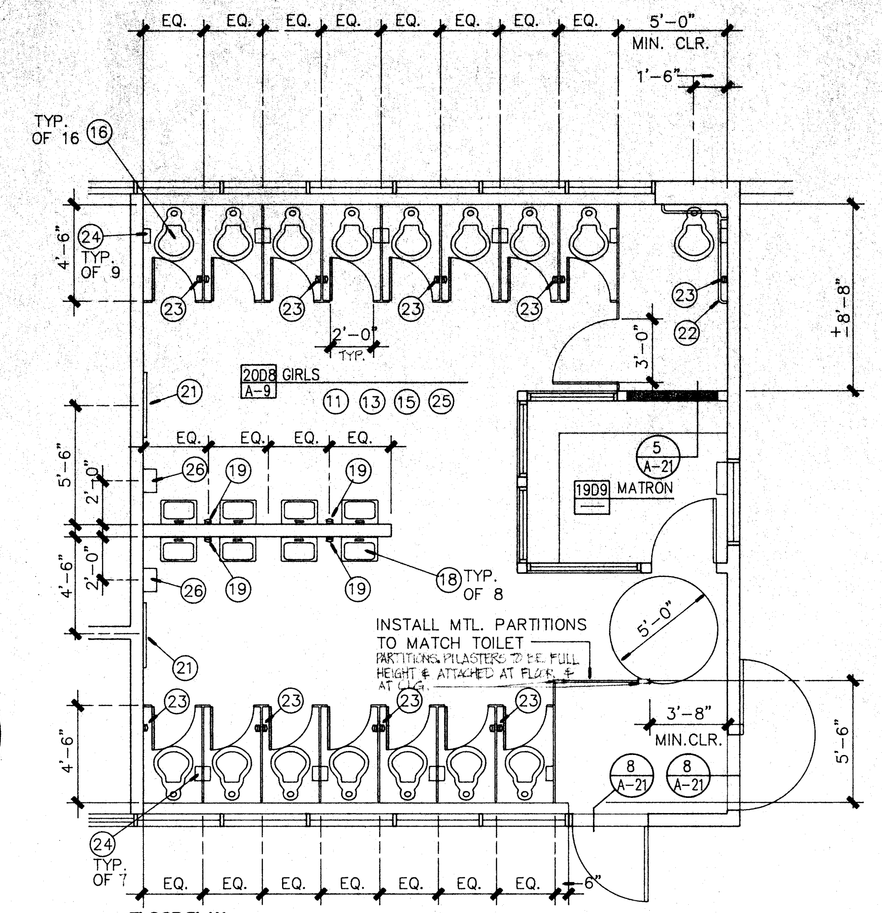

FLOOR PLAN

REFER TO MOUNTING HEIGHT SCHED., SHEET A-6, FOR CLEARANCE DIMENSIONS AND MOUNTING HEIGHTS OF FIXTURES AND ACCESSORIES.

PARTIAL PLAN C

BUILDING D

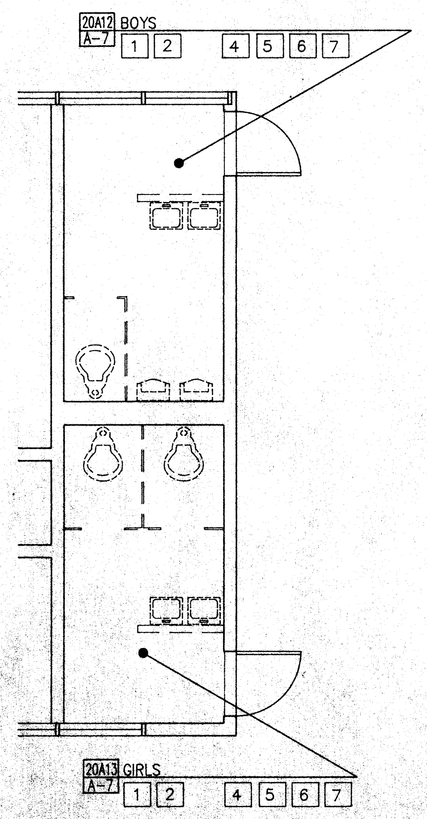

DEMOLITION PLAN

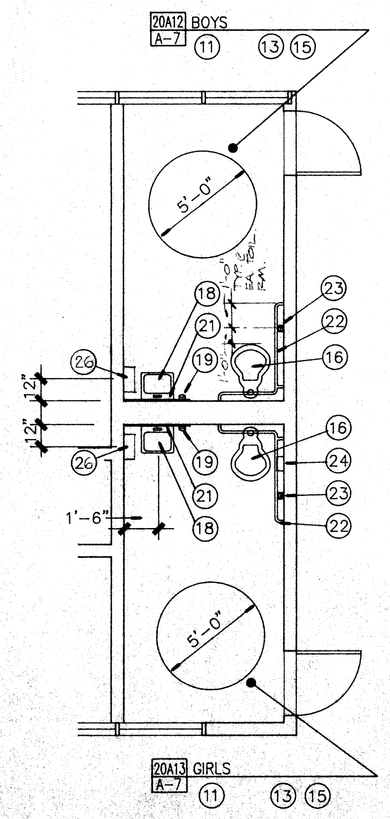

FLOOR PLAN

REFER TO MOUNTING HEIGHT SCHED., SHEET A-6, FOR CLEARANCE DIMENSIONS AND MOUNTING HEIGHTS OF FIXTURES AND ACCESSORIES.

PARTIAL PLAN B

BUILDING A

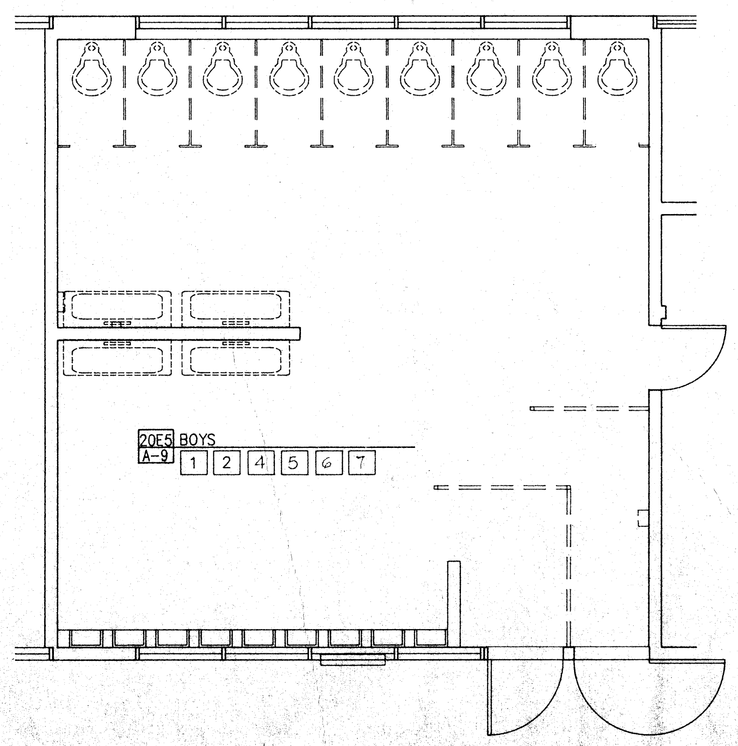

DEMOLITION PLAN

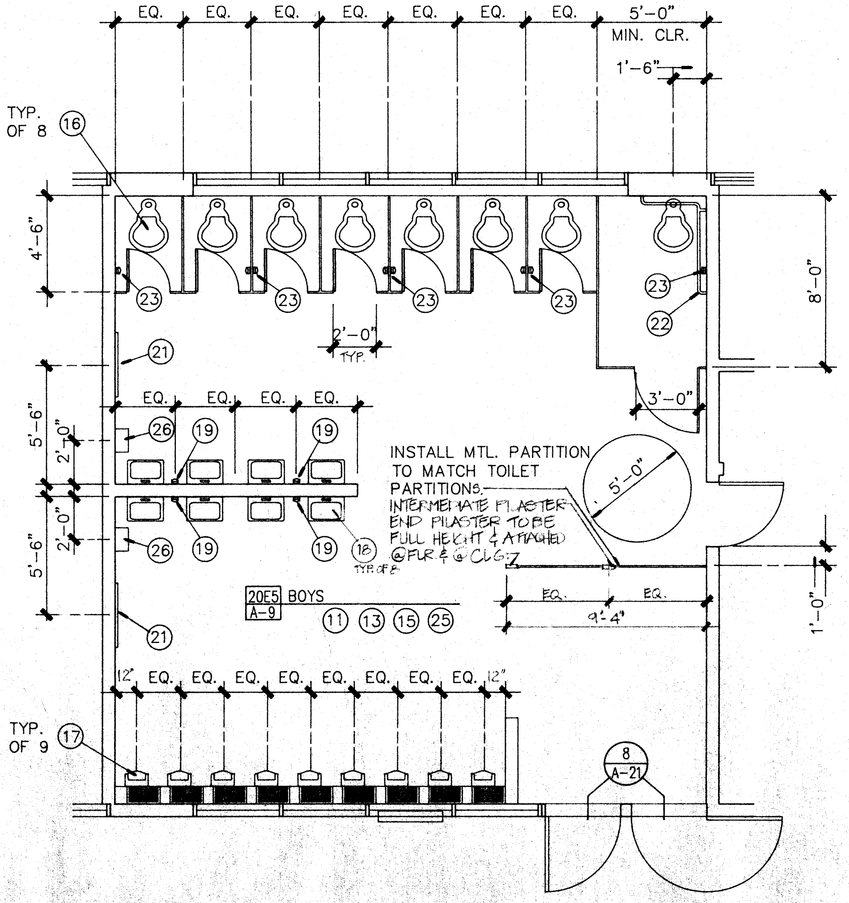

FLOOR PLAN

REFER TO MOUNTING HEIGHT SCHED., SHEET A-6, FOR CLEARANCE DIMENSIONS AND MOUNTING HEIGHTS OF FIXTURES AND ACCESSORIES.

PARTIAL PLAN D

BUILDING E

ENLARGED FLOOR PLANS

1/4"

DEMOLITION PLAN NOTES

ALL NOTES IN THIS COLUMN ARE TO BE USED FOR DRAWINGS ON THIS SHEET ONLY. NOTES LISTED IN THIS COLUMN WHICH ARE NOT INDICATED ON THE DRAWING SHALL BE DISREGARDED.

1. REMOVE EXISTING PLUMBING FIXTURES INCLUDING TOILETS, URINALS, & LAVATORIES. (REINSTALL PLUMBING FIXTURES AS DIRECTED ON PLUMBING PLANS, STOCKPILE IN DESIGNATED AREAS THOSE FIXTURES NOT TO BE REINSTALLED FOR REVIEW BY OWNER FOR SALVAGE).
2. REMOVE EXISTING CERAMIC TILE FLOORING & FLOOR BASE.
3.
4. REMOVE EXISTING WOOD TRIM, MOULDINGS & OTHER SIM. ITEMS IN THIS ROOM THAT WILL INTERFERE WITH THE INSTALLATION OF WALL FINISHES.
5. REMOVE EXISTING CERAMIC TILE WAINSCOT.
6. REMOVE EXISTING TOILET PARTITIONS.
7. REMOVE EXISTING TOILET ROOM ACCESSORIES INCLUDING, BUT NOT NECESSARILY LIMITED TO, SOAP DISPENSERS, PAPER TOWEL DISPENSERS, MIRRORS, TOILET PAPER HOLDERS. VERIFY WITH ARCHITECT FOR ANY OTHER ENCOUNTERED ACCESSORIES. (STOCK FILE IN DESIGNATED AREA FOR REVIEW BY OWNER FOR SALVAGE.)
8. REMOVE EXISTING STAIRS, RAILINGS AND RAISED PLATFORM STRUCTURE.
9. REMOVE EXISTING DOOR AND FRAME.
10. REMOVE EXISTING WALL.

FLOOR PLAN NOTES

ALL NOTES IN THIS COLUMN ARE TO BE USED FOR DRAWINGS ON THIS SHEET ONLY. NOTES LISTED IN THIS COLUMN WHICH ARE NOT INDICATED ON THE DRAWING SHALL BE DISREGARDED.

11. PREPARE (E) FLOOR SURFACE TO ACCEPT FLOORING MATERIAL. (REFER TO RM. FIN. SCHEDULE)
12.
13. PROVIDE AND INSTALL CERAMIC TILE FLOOR.
14. PROVIDE AND INSTALL VINYL COMPOSITION TILE FLOOR.
15. REPAIR, PATCH AND PREPARE WALL SURFACE TO ACCEPT FINISH WALL MATERIAL. (REFER TO RM. FIN. SCHEDULE)
16. PROVIDE AND INSTALL TOILET (REFER TO PLUMBING PLANS FOR REUSE OF SOME EXISTING FIXTURES).
17. PROVIDE AND INSTALL URINAL (REFER TO PLUMBING PLANS).
18. PROVIDE AND INSTALL LAVATORY (REFER TO PLUMBING PLANS).
19. PROVIDE AND INSTALL SOAP DISPENSER.
20. PROVIDE AND INSTALL PAPER TOWEL DISPENSER.
21. PROVIDE AND INSTALL 36"X36" MIRROR.
22. PROVIDE AND INSTALL GRAB BAR.
23. PROVIDE AND INSTALL TOILET PAPER DISPENSER.
24. PROVIDE AND INSTALL NAPKIN DISPOSAL.
25. PROVIDE AND INSTALL TOILET PARTITIONS.
26. PROVIDE AND INSTALL ELECTRIC HAND DRYERS.
27. PROVIDE AND INSTALL TOILET SEAT COVER DISPENSER.
28. PROVIDE AND INSTALL GUARDRAIL.
29. PROVIDE AND INSTALL HANDRAIL.

WALL LEGEND

- EXISTING WALL TO REMAIN
- EXISTING WALL TO BE REMOVED
- EXISTING WALL WITH WINDOWS TO REMAIN
- CONSTRUCT STUD WALL
- CONSTRUCT STUD WALL (PARTIAL HEIGHT)

OFFICE OF THE STATE ARCHITECT
ACCESS COMPLIANCE SECTION
51547 AUG 01 '89
APPLICATION FEE $: 300.00
NO.

IDENTIFICATION STAMP
Department of General Services
Office of the State Architect
Structural Safety Section
Appl. # A5 1547 Checked by NOLA

RRA
Architecture
Planning
Interior Design
Space Planning

Donald W. Renfro AIA	C5283
Mark E. Russell AIA	C13726
Carl G. Elliott AIA	C7571
K. Bartram Huffman AIA	C12061
Kenneth A. Kalla AIA	C17760
Jeffrey P. Krausse AIA	C16834
Tommy W. Preston AIA	C12283
Larry G. Wiggins AIA	C12514

Renfro-Russell & Associates, Inc.
4800 Stockdale Highway, Suite 304, Bakersfield, California 93309 (805) 327-7075

CONSULTANTS

PROJECT

BAKERSFIELD CITY SCHOOL DISTRICT

WASHINGTON JUNIOR HIGH SCHOOL MODERNIZATION

THE ABOVE DRAWINGS AND SPECIFICATIONS AND IDEAS, DESIGNS AND ARRANGEMENTS REPRESENTED THEREBY ARE AND SHALL REMAIN THE PROPERTY OF THE ARCHITECT AND NO PART THEREOF SHALL BE COPIED, DISCLOSED TO OTHERS OR USED IN CONNECTION WITH ANY WORK OR PROJECT OTHER THAN THE SPECIFIC PROJECT FOR WHICH THEY HAVE BEEN PREPARED AND DEVELOPED WITHOUT THE WRITTEN CONSENT OF THE ARCHITECT. VISUAL CONTACT WITH THESE DRAWINGS OR SPECIFICATIONS SHALL CONSTITUTE CONCLUSIVE EVIDENCE OF ACCEPTANCE OF THESE RESTRICTIONS.

WRITTEN DIMENSIONS ON THESE DRAWINGS SHALL HAVE PRECEDENCE OVER SCALED DIMENSION. CONTRACTORS SHALL VERIFY AND BE RESPONSIBLE FOR ALL DIMENSIONS AND CONDITIONS ON THE JOB AND THIS OFFICE MUST BE NOTIFIED OF ANY VARIATIONS FROM THE DIMENSIONS AND CONDITIONS SHOWN BY THESE DRAWINGS. SHOP DETAILS MUST BE SUBMITTED TO THIS OFFICE FOR APPROVAL BEFORE PROCEEDING WITH FABRICATION.

KEY PLAN

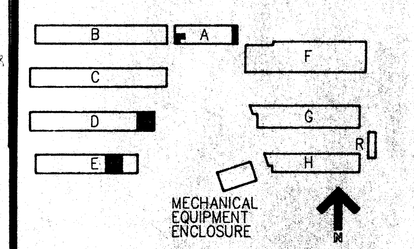

BAKERSFIELD CITY SCHOOL DISTRICT
BOARD OF EDUCATION

DATE	APPROVED

DATE	ISSUED FOR
9-3-91	BIDDING

DATE	REVISIONS
8-16-89	1 A.L.A. DIMN. REQUEST
	2
	3
	4

SHEET TITLE

ENLARGED PARTIAL FLOOR PLANS

APPROVED/ARCHITECT TWP
CHECKED
DRAWN BY ES
DATE 8-1-89
PROJECT NO. 86-216W

SHEET NUMBER 86216CA23D4

A-5

OF 23 SHEETS