

INTERIOR FINISH SCHEDULE

ROOM	NO.	FLOORS	BASE	WALLS	Ceilings	TRIM	MISCELLANEOUS
MULTI-PURPOSE RM	1	1	BARE CEMENT	CEMENT PLASTER 1/2" PLAYSOUND	ACUSTIC TILE	DOORS SASH TRIM CABINET WORK WOOD TRIM	LINEOLEUM TOPS FORMICA TOPS INSULATION WEST WALL PLASTIC FINISH WALL PAPERING
LAVATORY	2	1	GREASE PROOF ASPHALT TILE	CEMENT PLASTER 1/2" PLAYSOUND	ACUSTIC TILE	DOORS SASH TRIM CABINET WORK WOOD TRIM	
PASSAGEWAY	3	1	ASPHALT TILE	CEMENT PLASTER 1/2" PLAYSOUND	ACUSTIC TILE	DOORS SASH TRIM CABINET WORK WOOD TRIM	
PASSAGEWAY	4	1	HARDWOOD FLOOR	CEMENT PLASTER 1/2" PLAYSOUND	ACUSTIC TILE	DOORS SASH TRIM CABINET WORK WOOD TRIM	
CHAIR STORAGE	5	1	BARE CEMENT	CEMENT PLASTER 1/2" PLAYSOUND	ACUSTIC TILE	DOORS SASH TRIM CABINET WORK WOOD TRIM	
WOMEN'S	6	1	BARE CEMENT	CEMENT PLASTER 1/2" PLAYSOUND	ACUSTIC TILE	DOORS SASH TRIM CABINET WORK WOOD TRIM	
CARPENTER	7	1	BARE CEMENT	CEMENT PLASTER 1/2" PLAYSOUND	ACUSTIC TILE	DOORS SASH TRIM CABINET WORK WOOD TRIM	
WALK-IN BOX	8	1	BARE CEMENT	CEMENT PLASTER 1/2" PLAYSOUND	ACUSTIC TILE	DOORS SASH TRIM CABINET WORK WOOD TRIM	
STORAGE	9	1	BARE CEMENT	CEMENT PLASTER 1/2" PLAYSOUND	ACUSTIC TILE	DOORS SASH TRIM CABINET WORK WOOD TRIM	
RESTROOM	10	1	BARE CEMENT	CEMENT PLASTER 1/2" PLAYSOUND	ACUSTIC TILE	DOORS SASH TRIM CABINET WORK WOOD TRIM	
RESTROOM	11	1	BARE CEMENT	CEMENT PLASTER 1/2" PLAYSOUND	ACUSTIC TILE	DOORS SASH TRIM CABINET WORK WOOD TRIM	
RESTROOM	12	1	BARE CEMENT	CEMENT PLASTER 1/2" PLAYSOUND	ACUSTIC TILE	DOORS SASH TRIM CABINET WORK WOOD TRIM	
RESTROOM	13	1	BARE CEMENT	CEMENT PLASTER 1/2" PLAYSOUND	ACUSTIC TILE	DOORS SASH TRIM CABINET WORK WOOD TRIM	
RESTROOM	14	1	BARE CEMENT	CEMENT PLASTER 1/2" PLAYSOUND	ACUSTIC TILE	DOORS SASH TRIM CABINET WORK WOOD TRIM	
RESTROOM	15	1	BARE CEMENT	CEMENT PLASTER 1/2" PLAYSOUND	ACUSTIC TILE	DOORS SASH TRIM CABINET WORK WOOD TRIM	
RESTROOM	16	1	BARE CEMENT	CEMENT PLASTER 1/2" PLAYSOUND	ACUSTIC TILE	DOORS SASH TRIM CABINET WORK WOOD TRIM	
RESTROOM	17	1	BARE CEMENT	CEMENT PLASTER 1/2" PLAYSOUND	ACUSTIC TILE	DOORS SASH TRIM CABINET WORK WOOD TRIM	
RESTROOM	18	1	BARE CEMENT	CEMENT PLASTER 1/2" PLAYSOUND	ACUSTIC TILE	DOORS SASH TRIM CABINET WORK WOOD TRIM	
RESTROOM	19	1	BARE CEMENT	CEMENT PLASTER 1/2" PLAYSOUND	ACUSTIC TILE	DOORS SASH TRIM CABINET WORK WOOD TRIM	
RESTROOM	20	1	BARE CEMENT	CEMENT PLASTER 1/2" PLAYSOUND	ACUSTIC TILE	DOORS SASH TRIM CABINET WORK WOOD TRIM	
RESTROOM	21	1	BARE CEMENT	CEMENT PLASTER 1/2" PLAYSOUND	ACUSTIC TILE	DOORS SASH TRIM CABINET WORK WOOD TRIM	
RESTROOM	22	1	BARE CEMENT	CEMENT PLASTER 1/2" PLAYSOUND	ACUSTIC TILE	DOORS SASH TRIM CABINET WORK WOOD TRIM	
RESTROOM	23	1	BARE CEMENT	CEMENT PLASTER 1/2" PLAYSOUND	ACUSTIC TILE	DOORS SASH TRIM CABINET WORK WOOD TRIM	
RESTROOM	24	1	BARE CEMENT	CEMENT PLASTER 1/2" PLAYSOUND	ACUSTIC TILE	DOORS SASH TRIM CABINET WORK WOOD TRIM	
RESTROOM	25	1	BARE CEMENT	CEMENT PLASTER 1/2" PLAYSOUND	ACUSTIC TILE	DOORS SASH TRIM CABINET WORK WOOD TRIM	
RESTROOM	26	1	BARE CEMENT	CEMENT PLASTER 1/2" PLAYSOUND	ACUSTIC TILE	DOORS SASH TRIM CABINET WORK WOOD TRIM	
RESTROOM	27	1	BARE CEMENT	CEMENT PLASTER 1/2" PLAYSOUND	ACUSTIC TILE	DOORS SASH TRIM CABINET WORK WOOD TRIM	
RESTROOM	28	1	BARE CEMENT	CEMENT PLASTER 1/2" PLAYSOUND	ACUSTIC TILE	DOORS SASH TRIM CABINET WORK WOOD TRIM	
RESTROOM	29	1	BARE CEMENT	CEMENT PLASTER 1/2" PLAYSOUND	ACUSTIC TILE	DOORS SASH TRIM CABINET WORK WOOD TRIM	
RESTROOM	30	1	BARE CEMENT	CEMENT PLASTER 1/2" PLAYSOUND	ACUSTIC TILE	DOORS SASH TRIM CABINET WORK WOOD TRIM	

ROOM	NO.	FLOORS	BASE	WALLS	Ceilings	TRIM	MISCELLANEOUS
CLASSROOM	31	1	WOOD COMBINATION	CEMENT PLASTER 1/2" PLAYSOUND	ACUSTIC TILE	DOORS SASH TRIM CABINET WORK WOOD TRIM	
CLASSROOM	32	1	WOOD COMBINATION	CEMENT PLASTER 1/2" PLAYSOUND	ACUSTIC TILE	DOORS SASH TRIM CABINET WORK WOOD TRIM	
CLASSROOM	33	1	WOOD COMBINATION	CEMENT PLASTER 1/2" PLAYSOUND	ACUSTIC TILE	DOORS SASH TRIM CABINET WORK WOOD TRIM	
CLASSROOM	34	1	WOOD COMBINATION	CEMENT PLASTER 1/2" PLAYSOUND	ACUSTIC TILE	DOORS SASH TRIM CABINET WORK WOOD TRIM	
CLASSROOM	35	1	WOOD COMBINATION	CEMENT PLASTER 1/2" PLAYSOUND	ACUSTIC TILE	DOORS SASH TRIM CABINET WORK WOOD TRIM	
CLASSROOM	36	1	WOOD COMBINATION	CEMENT PLASTER 1/2" PLAYSOUND	ACUSTIC TILE	DOORS SASH TRIM CABINET WORK WOOD TRIM	
CLASSROOM	37	1	WOOD COMBINATION	CEMENT PLASTER 1/2" PLAYSOUND	ACUSTIC TILE	DOORS SASH TRIM CABINET WORK WOOD TRIM	
CLASSROOM	38	1	WOOD COMBINATION	CEMENT PLASTER 1/2" PLAYSOUND	ACUSTIC TILE	DOORS SASH TRIM CABINET WORK WOOD TRIM	
CLASSROOM	39	1	WOOD COMBINATION	CEMENT PLASTER 1/2" PLAYSOUND	ACUSTIC TILE	DOORS SASH TRIM CABINET WORK WOOD TRIM	
CLASSROOM	40	1	WOOD COMBINATION	CEMENT PLASTER 1/2" PLAYSOUND	ACUSTIC TILE	DOORS SASH TRIM CABINET WORK WOOD TRIM	
CLASSROOM	41	1	WOOD COMBINATION	CEMENT PLASTER 1/2" PLAYSOUND	ACUSTIC TILE	DOORS SASH TRIM CABINET WORK WOOD TRIM	
CLASSROOM	42	1	WOOD COMBINATION	CEMENT PLASTER 1/2" PLAYSOUND	ACUSTIC TILE	DOORS SASH TRIM CABINET WORK WOOD TRIM	
CLASSROOM	43	1	WOOD COMBINATION	CEMENT PLASTER 1/2" PLAYSOUND	ACUSTIC TILE	DOORS SASH TRIM CABINET WORK WOOD TRIM	
CLASSROOM	44	1	WOOD COMBINATION	CEMENT PLASTER 1/2" PLAYSOUND	ACUSTIC TILE	DOORS SASH TRIM CABINET WORK WOOD TRIM	
CLASSROOM	45	1	WOOD COMBINATION	CEMENT PLASTER 1/2" PLAYSOUND	ACUSTIC TILE	DOORS SASH TRIM CABINET WORK WOOD TRIM	
CLASSROOM	46	1	WOOD COMBINATION	CEMENT PLASTER 1/2" PLAYSOUND	ACUSTIC TILE	DOORS SASH TRIM CABINET WORK WOOD TRIM	
CLASSROOM	47	1	WOOD COMBINATION	CEMENT PLASTER 1/2" PLAYSOUND	ACUSTIC TILE	DOORS SASH TRIM CABINET WORK WOOD TRIM	
CLASSROOM	48	1	WOOD COMBINATION	CEMENT PLASTER 1/2" PLAYSOUND	ACUSTIC TILE	DOORS SASH TRIM CABINET WORK WOOD TRIM	
CLASSROOM	49	1	WOOD COMBINATION	CEMENT PLASTER 1/2" PLAYSOUND	ACUSTIC TILE	DOORS SASH TRIM CABINET WORK WOOD TRIM	
CLASSROOM	50	1	WOOD COMBINATION	CEMENT PLASTER 1/2" PLAYSOUND	ACUSTIC TILE	DOORS SASH TRIM CABINET WORK WOOD TRIM	

INTERIOR PAINTING LEGEND

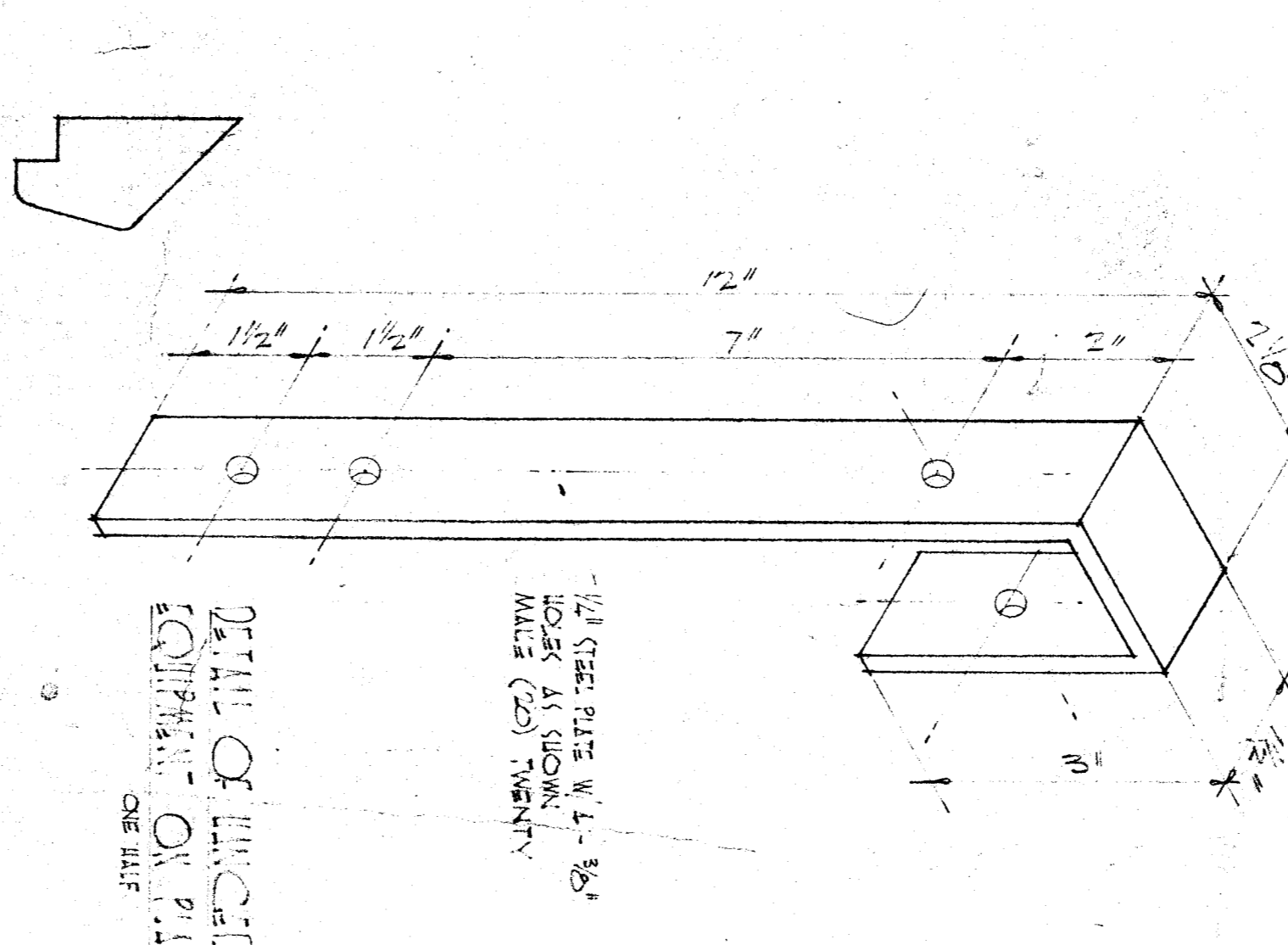
- PLASTER SURFACES
TWO COATS OF 720 "FULL COLOR"
- NATURAL FINISH WOOD SURFACES (PLYWOOD AND OTHERS)
ONE COAT OF 821E "PURE PREPARED PAINT" RUBBED OFF
TWO COATS OF 821F "PURE PREPARED PAINT" RUBBED OFF
- ALL OTHER WOOD SURFACES
ONE COAT OF 821E "PURE PREPARED PAINT" UNDER COAT
ONE COAT OF 821G "PURE PREPARED PAINT" OVER COAT
ONE COAT OF 821H "PURE PREPARED PAINT" FINISH COAT
ONE COAT OF 821I "PURE PREPARED PAINT" FINISH COAT
- METAL SURFACES
ONE COAT OF 4080 "GRAY CHROMATE PRIMER" (Prepainted unless primed by OTHERS)
ONE COAT OF 520 "FULLER GLOW"

EXTERIOR PAINTING LEGEND

- PLASTER SURFACES:
INTEGRAL COLORING BLUE BANNER EXTERIOR COLORED STUCCO
- WOOD SURFACES (EXCEPT DOORS):
ONE COAT OF 178 "PURE PREPARED PRIMER"
TWO COATS OF 4449 "FULL TEC" TRIM COLOR
NATURAL FINISH WOOD DOORS:
ONE COAT OF 821E "PURE PREPARED PAINT" RUBBED OFF
TWO COATS OF "MARINE FULLER STAR" (THIN FIRST COAT ONE PART OF TURPENTINE TO THE GALLON)
- METAL SURFACES:
ONE COAT OF 4080 "GRAY CHROMATE PRIMER" (Prepainted unless primed by OTHERS)
ONE COAT OF 4449 "FULL TEC" COLOR TRIM

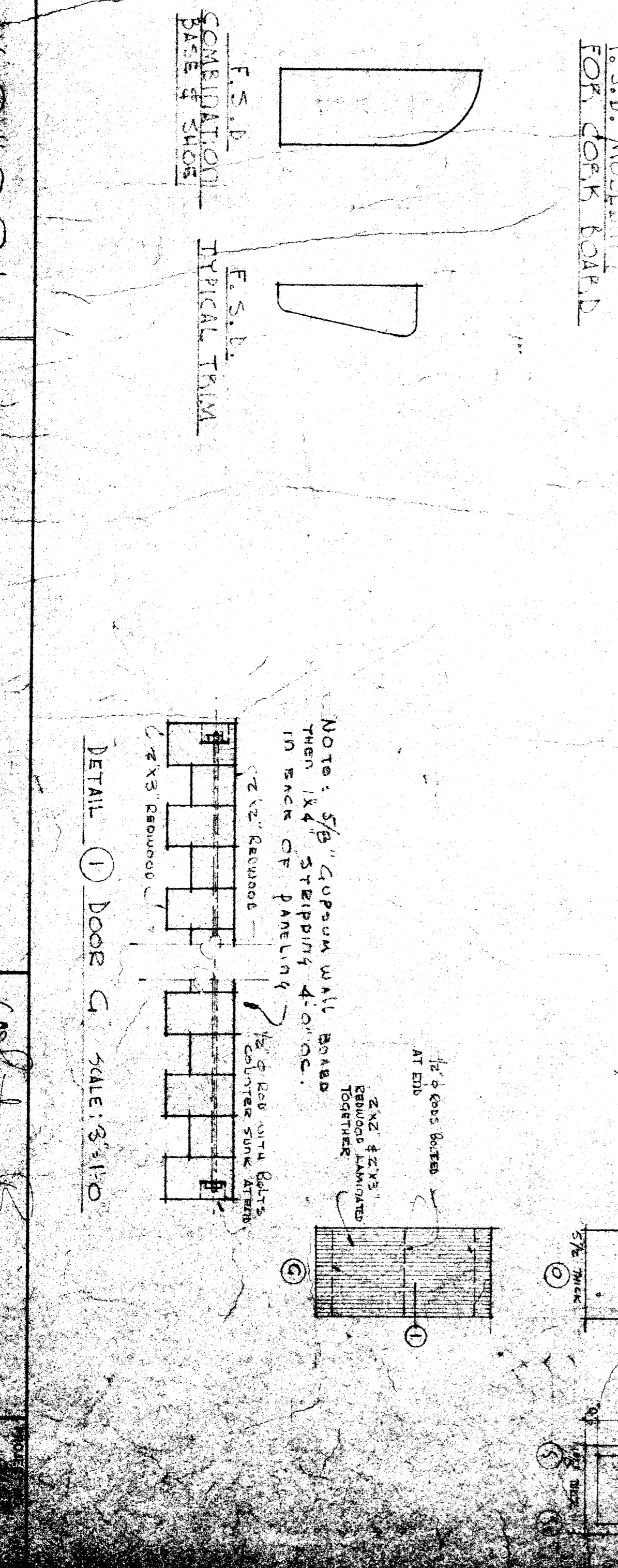
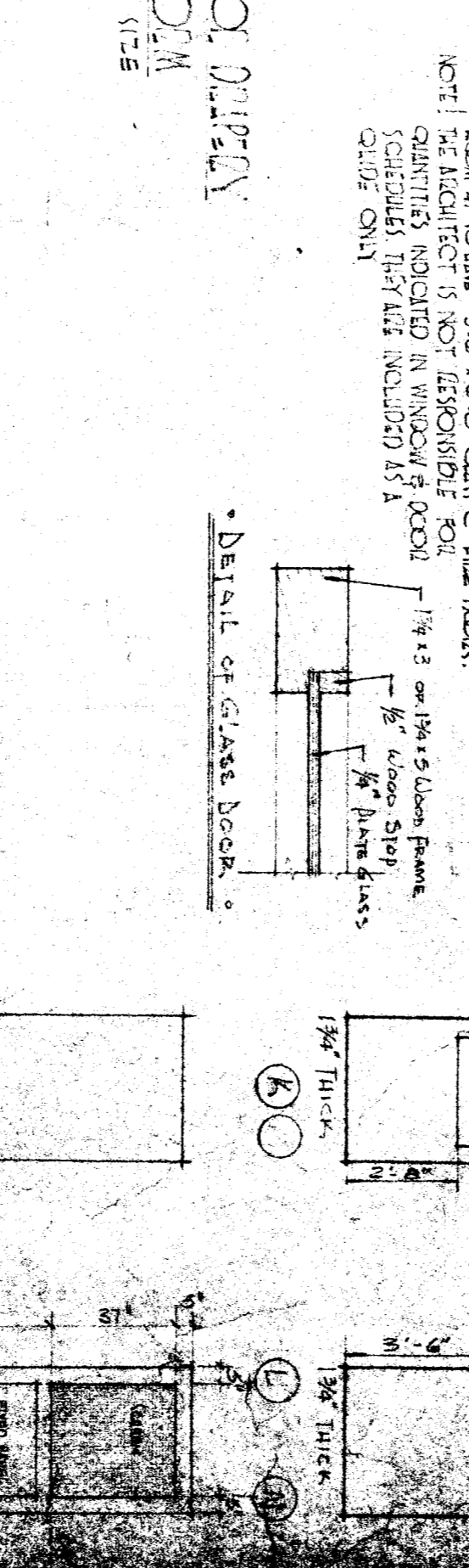
WOOD FINISH SCHEDULE

ITEM	THICKNESS	PAINTING	MIN.	REMARKS
PLYWOOD	1/2"	2d Fm @ 6"	6"	ALL SURFACES TO BE INTERIUM
	3/4"	4d "	6"	"
	1/2"	8 "	6"	"
	3/4"	4d "	6"	"
	1/2"	8 "	6"	"
	3/4"	4d "	6"	"
TRIM	3/4"	2d Fm @ 9"	9"	(A)
	1/2"	4d "	6"	"
	3/4"	4d "	6"	"
	1/2"	8 "	6"	"
	3/4"	4d "	6"	"
FRAMES	1/2"	8d casing @ 12"	12"	(C)
DOORS	1/2"	8d "	12"	"
SASH	1/2"	16d "	16"	"
ETC.	1/2"	20d "	24"	"
Flooring	3/4"	2d cut @ 1/4"	1/4"	BOUND TRAIL FOR T&G
GYPSUM BOARD	5/8"	4d cut @ 1/4"	1/4"	"
ACUSTIC TILE	1/2"	4d cut @ 1/4"	1/4"	"
EXTERIOR TRIM	3/4"	8d cas @ 12"	12"	"
TRIM	1/2"	8d "	12"	"
ROOF SHEET	1/8"	4d cas @ 12"	12"	"
FASCIA	3/4"	4d cas @ 12"	12"	"
TRIM	1/2"	4d cas @ 12"	12"	"
TRIM	1/2"	4d cas @ 12"	12"	"



TYPE	QUANTITY	SIZE	DESCRIPTION
1	92	5'-0" x 6'-7"	GLASS
2	1	5'-0" x 6'-7"	GLASS
3	1	5'-0" x 6'-7"	GLASS
4	1	5'-0" x 6'-7"	GLASS
5	1	5'-0" x 6'-7"	GLASS
6	1	5'-0" x 6'-7"	GLASS
7	1	5'-0" x 6'-7"	GLASS
8	1	5'-0" x 6'-7"	GLASS
9	1	5'-0" x 6'-7"	GLASS

DOOR SCHEDULE	
TYPE	DESCRIPTION
A	1/2" THICK GLASS
B	3/4" THICK GLASS
C	1" THICK GLASS
D	1 1/4" THICK GLASS
E	1 1/2" THICK GLASS
F	1 3/4" THICK GLASS
G	2" THICK GLASS
H	2 1/4" THICK GLASS
I	2 1/2" THICK GLASS
J	2 3/4" THICK GLASS
K	3" THICK GLASS
L	3 1/4" THICK GLASS
M	3 1/2" THICK GLASS
N	3 3/4" THICK GLASS
O	4" THICK GLASS
P	4 1/4" THICK GLASS
Q	4 1/2" THICK GLASS
R	4 3/4" THICK GLASS
S	5" THICK GLASS
T	5 1/4" THICK GLASS
U	5 1/2" THICK GLASS
V	5 3/4" THICK GLASS
W	6" THICK GLASS
X	6 1/4" THICK GLASS
Y	6 1/2" THICK GLASS
Z	6 3/4" THICK GLASS
AA	7" THICK GLASS
AB	7 1/4" THICK GLASS
AC	7 1/2" THICK GLASS
AD	7 3/4" THICK GLASS
AE	8" THICK GLASS
AF	8 1/4" THICK GLASS
AG	8 1/2" THICK GLASS
AH	8 3/4" THICK GLASS
AI	9" THICK GLASS
AJ	9 1/4" THICK GLASS
AK	9 1/2" THICK GLASS
AL	9 3/4" THICK GLASS
AM	10" THICK GLASS
AN	10 1/4" THICK GLASS
AO	10 1/2" THICK GLASS
AP	10 3/4" THICK GLASS
AQ	11" THICK GLASS
AR	11 1/4" THICK GLASS
AS	11 1/2" THICK GLASS
AT	11 3/4" THICK GLASS
AU	12" THICK GLASS



DIVISION OF ARCHITECTURE

BOARD OF EDUCATION

P. D. D. DRIVE SCHOOL DISTRICT
 CITY SCHOOL DISTRICT
 CALIFORNIA

SCHEDULE SHEET
 DOOR WINDOW FINISH, ETC.

WHITNEY BIGGAR ARCHITECT
 MEMBER AMERICAN INSTITUTE OF ARCHITECTS
 3807 STOCKDALE STREET
 BAKERSFIELD, CALIFORNIA
 REGISTERED ARCHITECT