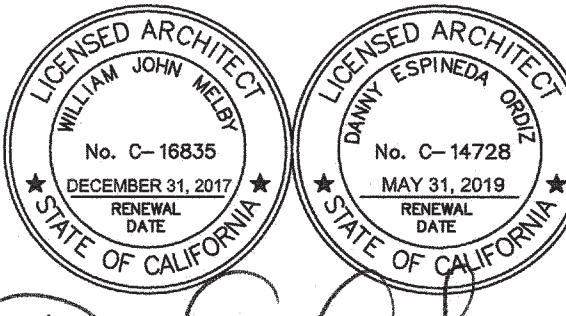


**ORDIZ
MELBY**
ARCHITECTS, INC.

5500 MING AVENUE SUITE 280
BAKERSFIELD, CALIFORNIA 93309
TELEPHONE (861) 832-5258
FACSIMILE (861) 832-4291



DANNY E. ORDIZ, AIA
ARCHITECT C-14728
WILLIAM J. MELBY, AIA
ARCHITECT C-16835

IDENTIFICATION STAMP
DIVISION OF STATE ARCHITECT
OFFICE OF REGULATION SERVICES
APPL. 03-117596
FILE # 15-6
AC FLS SS CML
DATE SEP 25 2017

MODERNIZATION AT MARSA
VOORHIES ELEMENTARY
SCHOOL
6001 PIONEER DRIVE
BAKERSFIELD, CA 93307
FOR:

BAKERSFIELD CITY
SCHOOL DISTRICT
1300 BAKER STREET
BAKERSFIELD CA 93305

PTN: 63321-186

MARK	DATE	DESCRIPTION
	11/01/16	DSA SUBMITTAL
△		
△		
△		
△		

JOB NUMBER:
2015-1663
CAD DRAWING FILE:
1663 VOORHIES MOD-0411 1 MultiPurpose-CD16.pln

DRAWN BY:
CHECKED BY:
CHECK AND VERIFY ALL DIMENSIONS BEFORE
PROCEEDING WITH THE WORK.
REPORT DISCREPANCIES TO THE ARCHITECT.
THE DRAWINGS, IDEAS, AND DESIGNS
REPRESENTED ON THIS SHEET ARE THE
PROPERTY OF THE ARCHITECT.

COPYRIGHT
ORDIZMELBY ARCHITECTS, INC. 2014
SHEET TITLE
**DEMOLITION
PLAN**

SHEET IDENTIFICATION NUMBER
A-112A

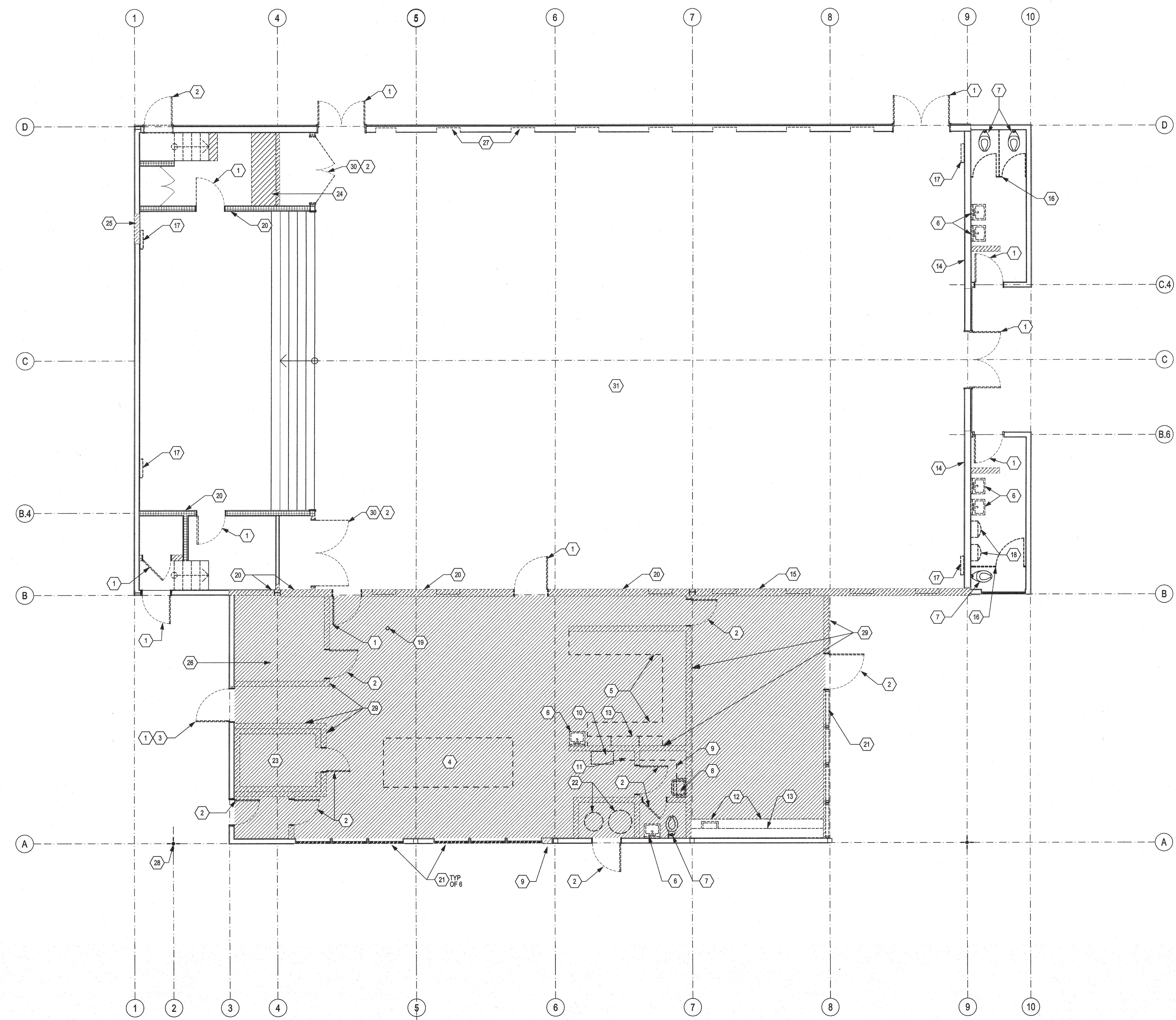
DEMOLITION KEYNOTES

- 1 REMOVE (E) DOOR AND DOOR FRAME. STRUCTURAL FRAMING TO REMAIN IN PLACE.
- 2 REMOVE (E) DOOR AND DOOR FRAME IN ITS ENTIRETY
- 3 REMOVE (E) SCREEN DOOR IN ITS ENTIRETY
- 4 REMOVE (E) KITCHEN HOOD IN ITS ENTIRETY AND ASSOCIATED DUCTWORK. PATCH AND REPAIR ANY ROOF PENETRATIONS LEFTOVER FROM REMOVAL.
- 5 REMOVE (E) DISHWASHING EQUIPMENT, EXHAUST HOOD AND ASSOCIATED DUCTWORK. PATCH AND REPAIR ANY ROOF PENETRATIONS LEFTOVER FROM REMOVAL.
- 6 REMOVE (E) LAVATORY AND ASSOCIATED PLUMBING
- 7 REMOVE (E) TOILET AND ASSOCIATED PLUMBING
- 8 REMOVE (E) UTILITY SINK AND ASSOCIATED PLUMBING
- 9 REMOVE (E) STAINLESS STEEL SHELVES AND UPPER CABINETS
- 10 REMOVE (E) STAINLESS STEEL CABINET
- 11 REMOVE (E) METAL LOCKERS
- 12 REMOVE (E) BASE CABINETS/SINK CABINET IN ITS ENTIRETY
- 13 REMOVE (E) UPPER CABINETS IN THEIR ENTIRETY
- 14 REMOVE (E) ACOUSTICAL WALL TILE
- 15 REMOVE (E) SURFACE MOUNTED CONDUIT. INSTALL NEW WIRING WITHIN WALL FRAMING.
- 16 REMOVE (E) TOILET PARTITIONS
- 17 REMOVE (E) FIRE HOSE CABINET AND ASSOCIATED PLUMBING. REMOVE AND/OR CAP (E) PLUMBING AT SOLE PLATE. SEE PLUMBING DRAWINGS.
- 18 REMOVE (E) URINAL AND ASSOCIATED PLUMBING. SEE PLUMBING DRAWINGS FOR NEW LAYOUT.
- 19 REMOVE (E) UTILITY LINE ALONG WITH CONCRETE SLAB. FIELD VERIFY.
- 20 REMOVE (E) WALL FINISH DOWN TO BARE STUDS
- 21 REMOVE (E) GLAZING AND FRAME IN ITS ENTIRETY
- 22 REMOVE (E) WATER HEATERS AND ASSOCIATED PLUMBING IN ITS ENTIRETY
- 23 REMOVE (E) WALK-IN COOLER AND ASSOCIATED MECHANICAL EQUIPMENT IN ITS ENTIRETY. PATCH AND REPAIR ANY EXTERIOR WALL AND/OR ROOF PENETRATIONS TO MAKE WEATHERPROOF.
- 24 PORTION OF STAGE FLOOR TO BE REMOVED
- 25 PORTION OF WALL TO BE REMOVED
- 26 KITCHEN FLOOR SLAB TO BE REMOVED
- 27 ALCOVES TO BE PREPARED TO RECEIVE WALL ENCLOSURE, SEE A-122A
- 28 (E) TUBE STEEL COLUMN TO REMAIN
- 29 REMOVE (E) WALL IN ITS ENTIRETY
- 30 REMOVE DOORS AND SALVAGE PANEL FINISH
- 31 REMOVE (E) VINYL COMPOSITION TILE FLOOR & (E) RUBBER TOPSET BASE

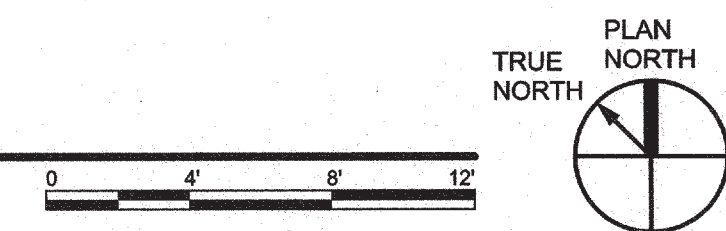
DEMOLITION WALL LEGEND

NOTE: REFER TO FLOOR PLAN WALL TYPES FOR EXTENT OF NEW WORK AND WALL ASSEMBLIES. REFER TO DEMOLITION PLAN AND ITS KEYNOTES FOR DIRECTION.

	EXISTING WALL TO REMAIN
	EXISTING WINDOWS AND DOORS TO REMAIN
	EXISTING WALL TO BE REMOVED
	EXISTING DOOR TO BE REMOVED
	EXISTING WINDOWS TO BE REMOVED



A1 DEMOLITION PLAN
SCALE: 3/16" = 1'-0"



P:\DRAWING\KCS\1663\1700251663\1663 VOORHIES MOD-0411 1 MultiPurpose-CD16.pln
 PLOT DATE: 8/29/2017