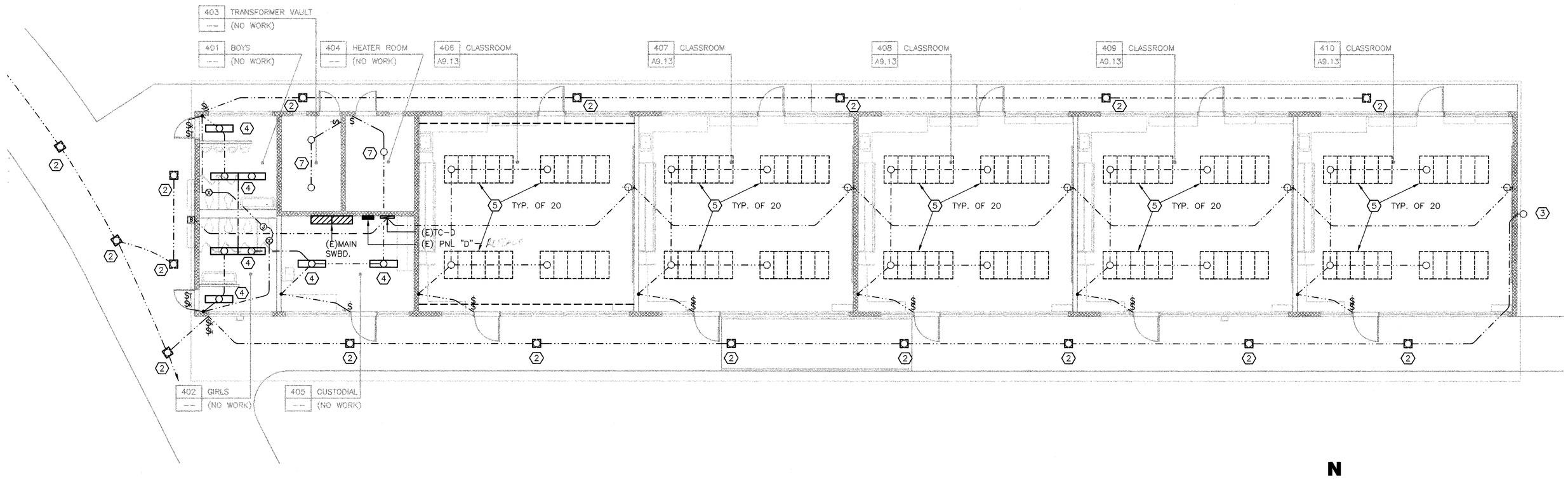

DEMOLITION LIGHTING FLOOR PLAN BLDG. 400

0 4 8 16

N

Item (7)
#2

Refer to Electrical Drawings, Sheets E2.41A, "Building 400 – Power/Signal Floor Plan".

CLARIFY Panel 'AD' shall be equipped with 225A copper bus with space for 42 breakers and main lugs only. **REPLACE** existing breaker in the existing switchboard with 150/2 breaker and **REPLACE** existing feeder conductor with 3#1/0CU and 1#6CU ground. **PROVIDE** 42 20/1 pole breakers.

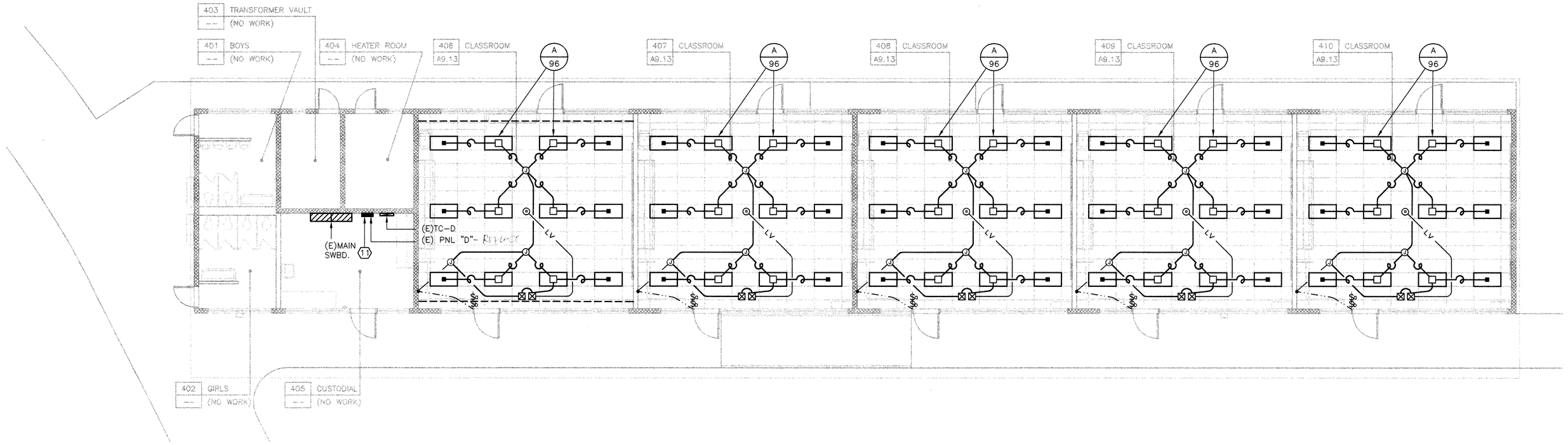

LIGHTING FLOOR PLAN BLDG. 400

0 4 8 16

N

KEYNOTES

NOTE: KEYNOTES IN THIS LIST MAY NOT NECESSARILY OCCUR ON THIS SHEET.

1. INSTALL WIREMOLD # 5400 WITH OUTLETS AT 30" O.C. COORDINATE MTG. HEIGHT WITH ARCHITECTS ELEVATIONS.
2. REPLACE EXISTING EXTERIOR DOWNLIGHT. USE RETROFIT KIT FIXTURE TYPE "F".
3. REPLACE EXISTING WALL BRACKET FIXTURE. USE FIXTURE TYPE "G".
4. REPLACE EXISTING FIXTURES. USE FIXTURES TYPE "C".
5. DISCONNECT AND REMOVE EXISTING 2x4 SURFACE METAL SIDED FIXTURES. REUSE (E) HOME RUN AS APPLICABLE.
6. REPLACE EXISTING FIXTURE WITH NEW FIXTURE TYPE "D".
7. EXISTING FIXTURE TO REMAIN.
8. EXISTING 2x4 SURFACE METAL SIDED FIXTURES WITH (2) 40W T-12 LAMPS. REPLACE LAMPS WITH (2) T8 LAMPS. REPLACE BALLAST WITH RAPID START, LOW HARMONICS, ELECTRONIC BALLAST. REPLACE LENS WITH KSH K12.125 ACRYLIC LENS.
9. DISCONNECT AND REMOVE EXISTING FIXTURES.
10. WIREMOLD # 5400 RISER UP TO CEILING.
11. REPLACE (E) PANEL "D", NEW PANEL SHALL HAVE (42) 20/1 BREAKERS, 100A BUS. USE SQUARE "D" NQOD(B) OR EQUAL. RECONNECT (E) CIRCUITS AND FEEDER.

KEY PLAN

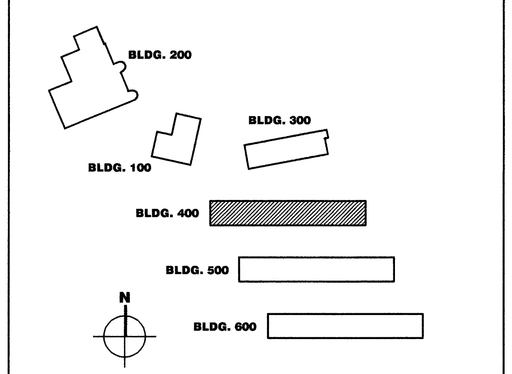

bfgc
Architecture

Bakersfield
5500 ming avenue, suite 450, bakersfield, ca 93309
661.836.4300 fax 661.836.4311

San Jose
150 south first st., suite 200
san jose, california 95113
408.924.0841
fax 408.924.0844

San Luis Obispo
4115 broad street, suite b-6
san luis obispo, ca 93401
805.546.0433
fax 805.546.0504

Oakland
350 frank ogawa plaza., suite 300
oakland, california 94612
510.891.0670
fax 510.891.0674

Principal Architects
david r. cortesi, f.a.i.a., C-8566
frank o. ghezzi, a.i.a., C-3132
mark engelen, a.i.a., C-8021
william r. tuculet, a.i.a., C-8702
dean o. titsuno, a.i.a., C- 9190
bruce m. biggar, a.i.a., C-23134
brad henderson, a.i.a., C-10901
richard l. mello, a.i.a., C-18079

REGISTERED PROFESSIONAL ENGINEER
JAMES W. GRAHAM
No. 5101
09/30/06
Electrical Engineer
STATE OF CALIFORNIA

INTERSTATE ENGINEERING INC
ESTABLISHED 1968
866 W. Fallbrook Ave., Suite 106
Fresno, California 93711
(559) 432-4490 / (559) 432-4494 fax

James W. Graham, Electrical Engineer
E.E. #5101

FILE NO: 15-6

IDENTIFICATION STAMP
DIV. OF THE STATE ARCHITECT
APPL NO: 03-106664
AC ___ FLS FV SS K2
DATE AUG 26 2003

MODERNIZATION

FOR

COLONEL HOWARD NICHOLS SCHOOL
3401 RENEGADE AVE.
BAKERSFIELD, CA 93306

BAKERSFIELD CITY SCHOOL DISTRICT

BUILDING 400 DEMOLITION AND LIGHTING FLOOR PLANS

Version Date: Version time:

job no.	02-127
date	06/24/03
drawn by	T.A.
chk'd by	D.G.
©copyright	2003

E
2.41A

H:\BFGC\02-136\02136-bldg D-E2.41A.dwg, 6/18/2003 11:40:33 AM, Copyright 2003 Interstate Engineering, Inc. (Plotted by S.W.)