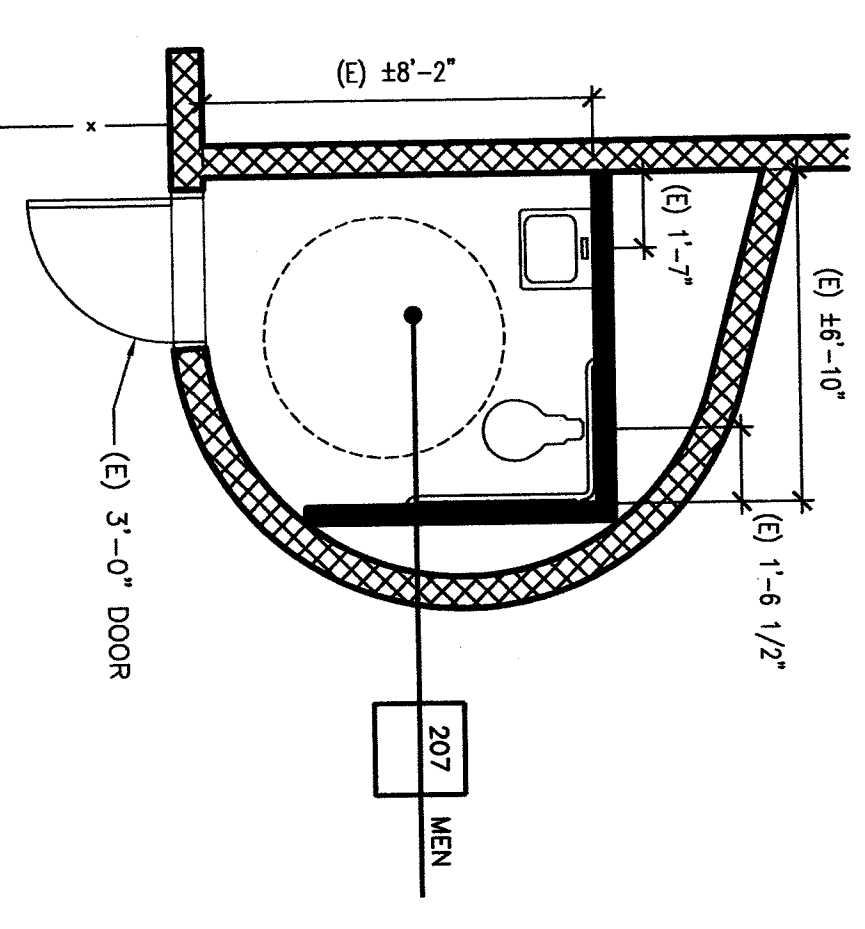


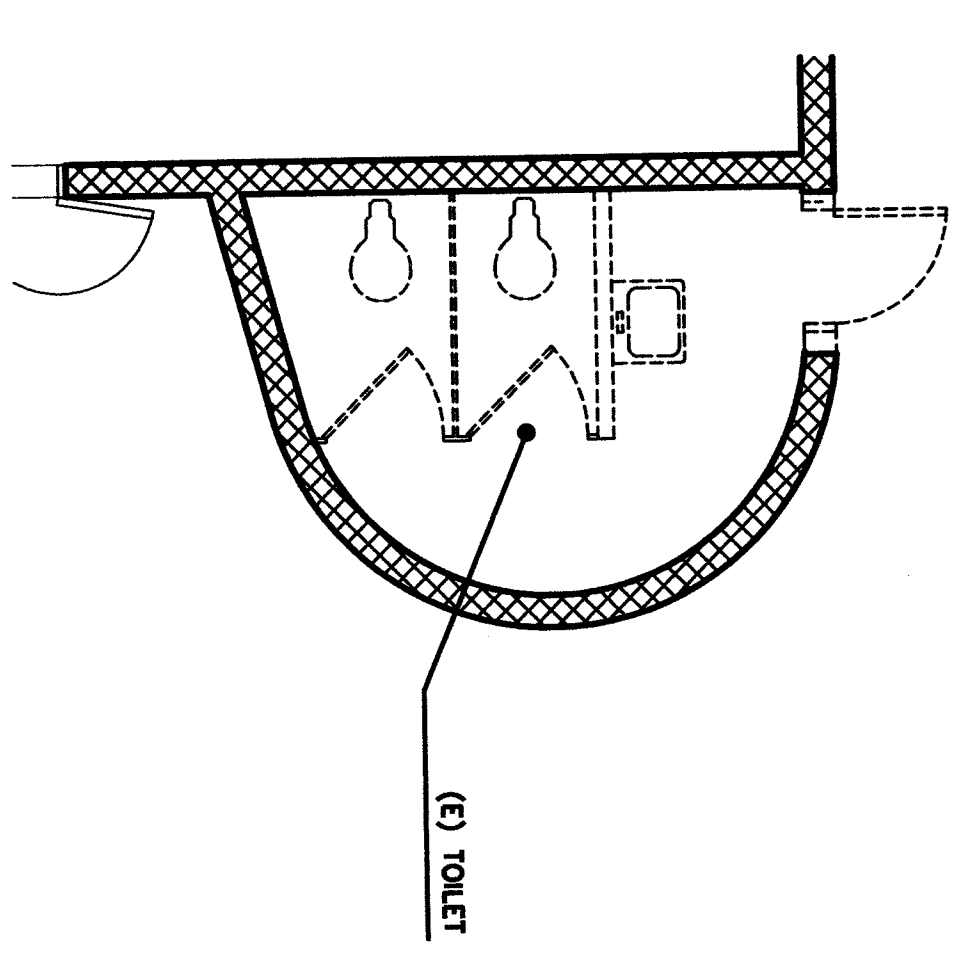
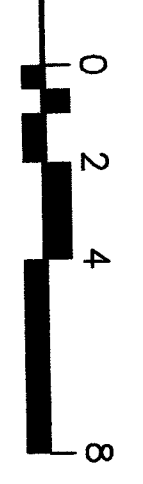
REFERENCE PLAN



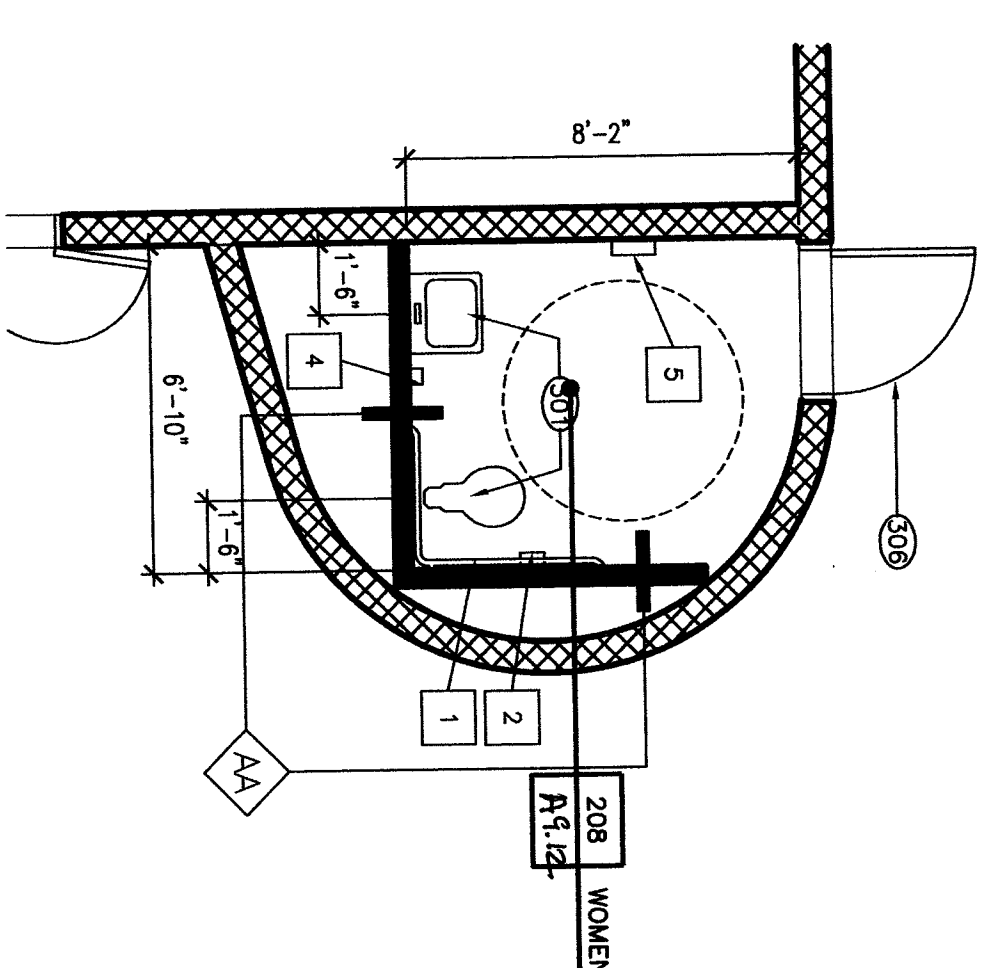
FLOOR PLAN

THIS PLAN PROVIDED FOR DSA ACCESS COMPLIANCE VERIFICATION ONLY. THE WORK HAS ALREADY BEEN COMPLETED.

1 BUILDING 200 - ROOM 207

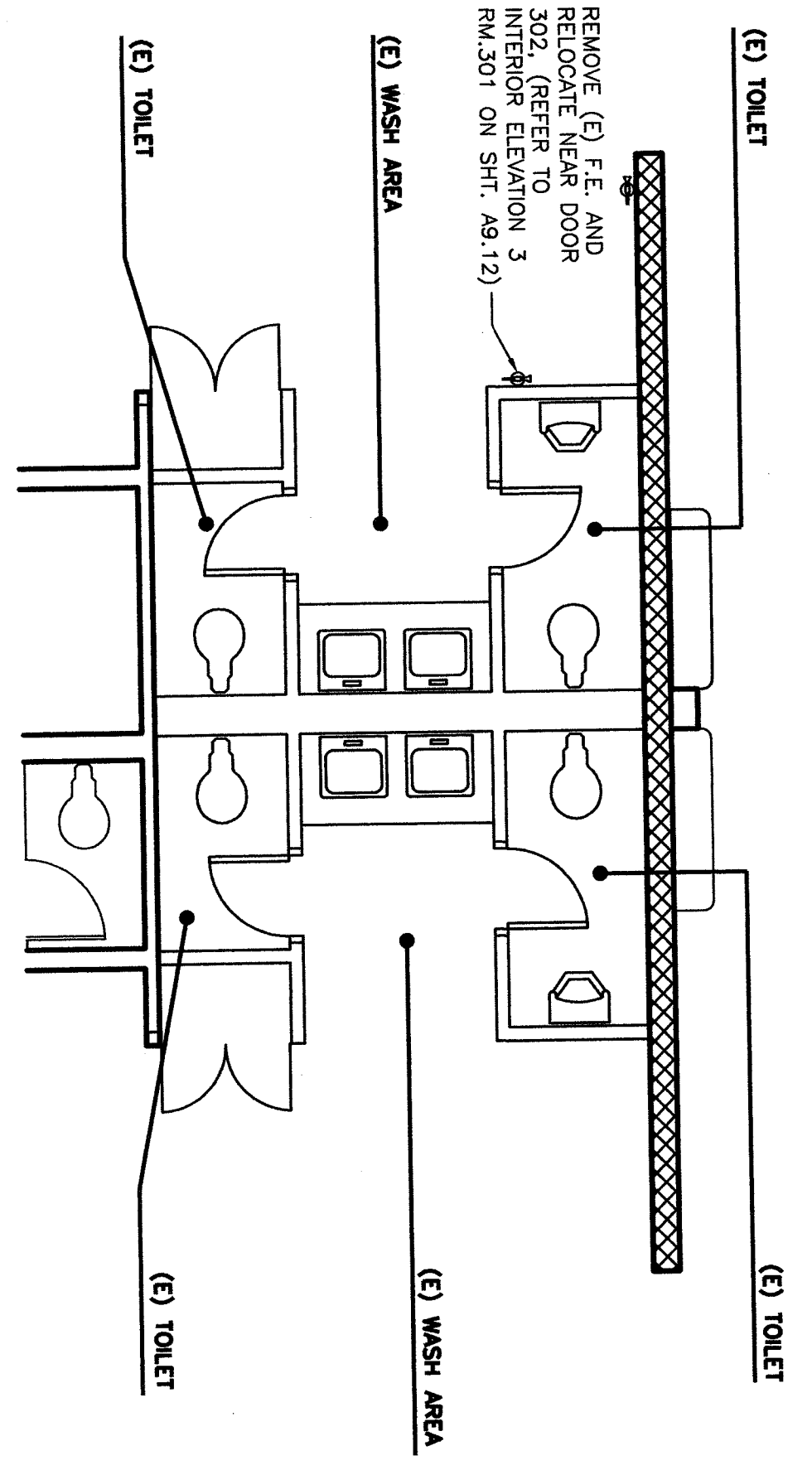
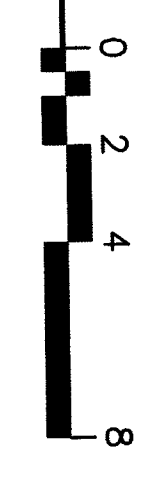


REFERENCE PLAN

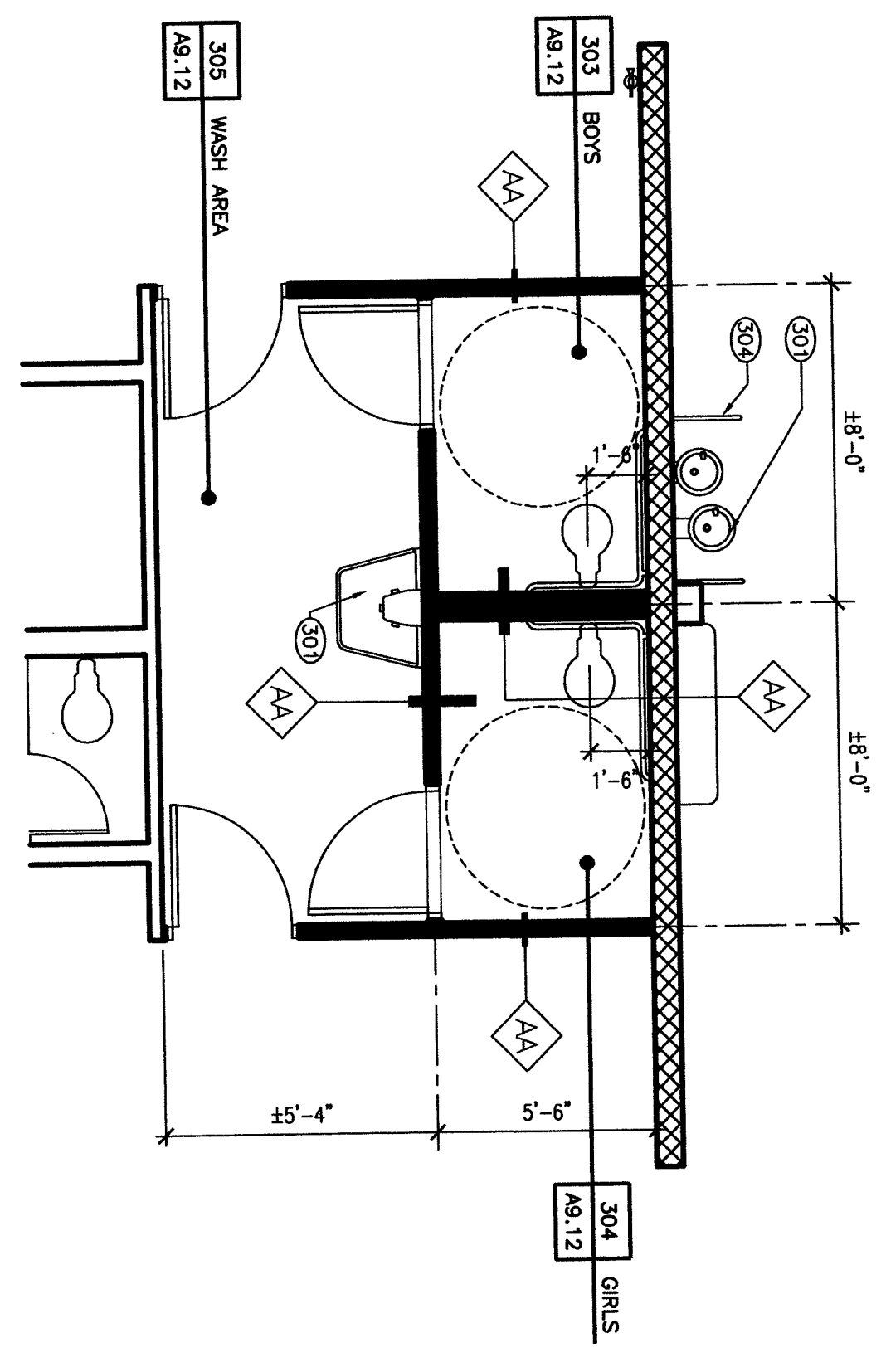


FLOOR PLAN

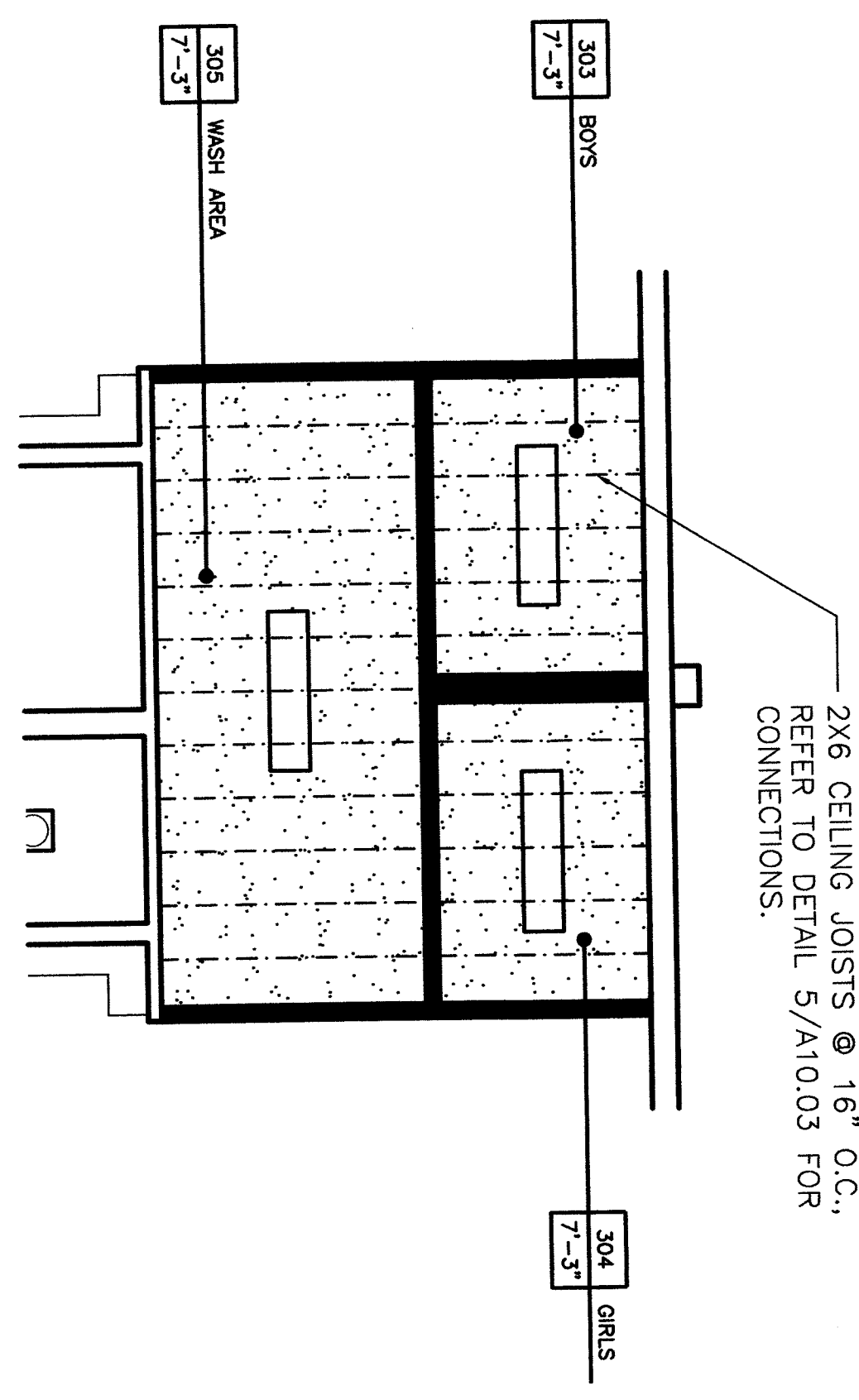
2 BUILDING 200 - ROOM 208



REFERENCE PLAN



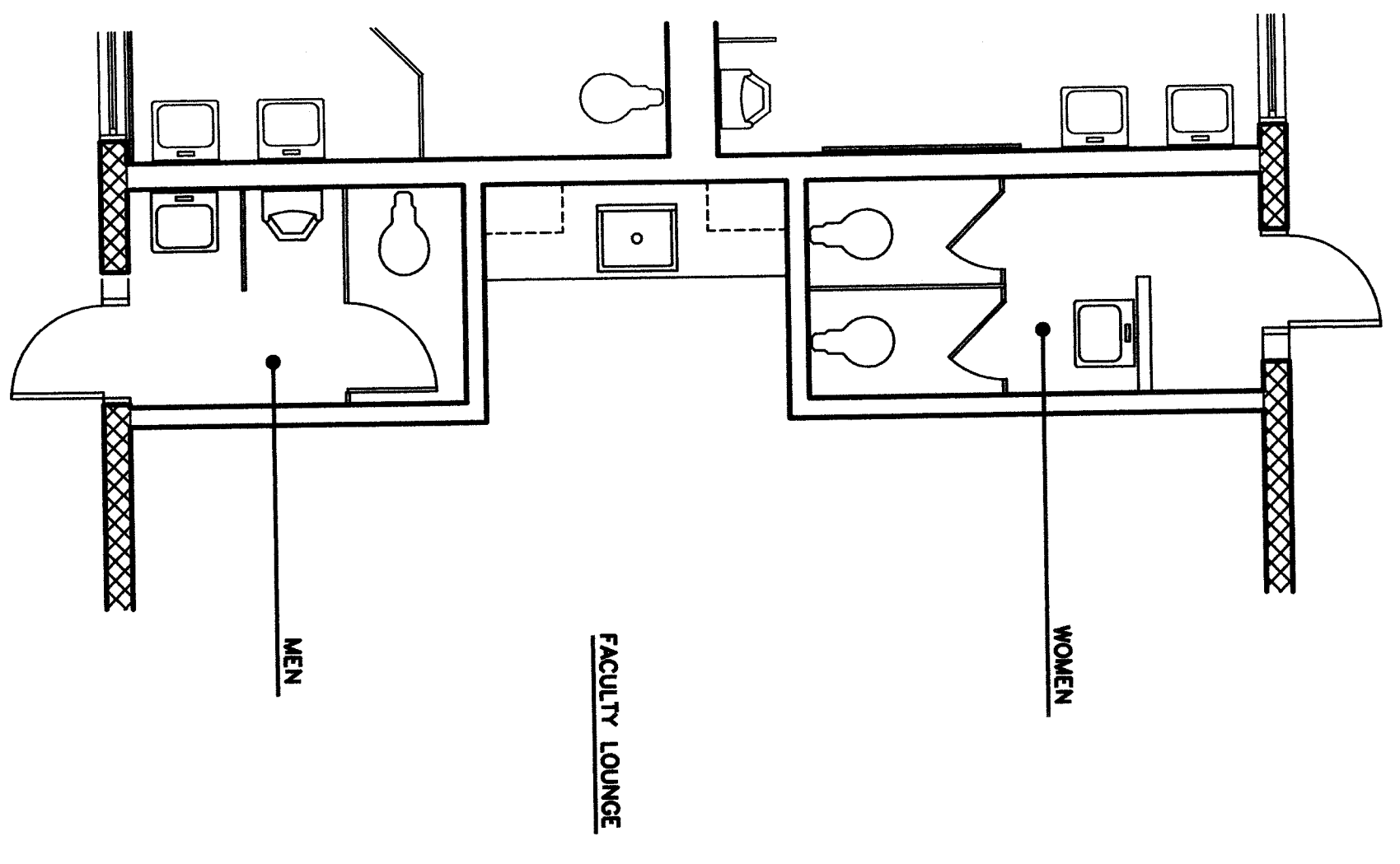
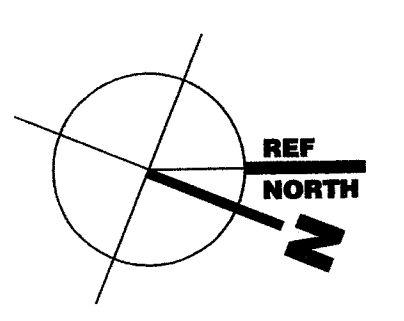
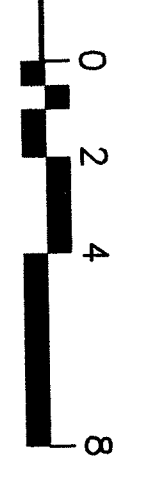
FLOOR PLAN



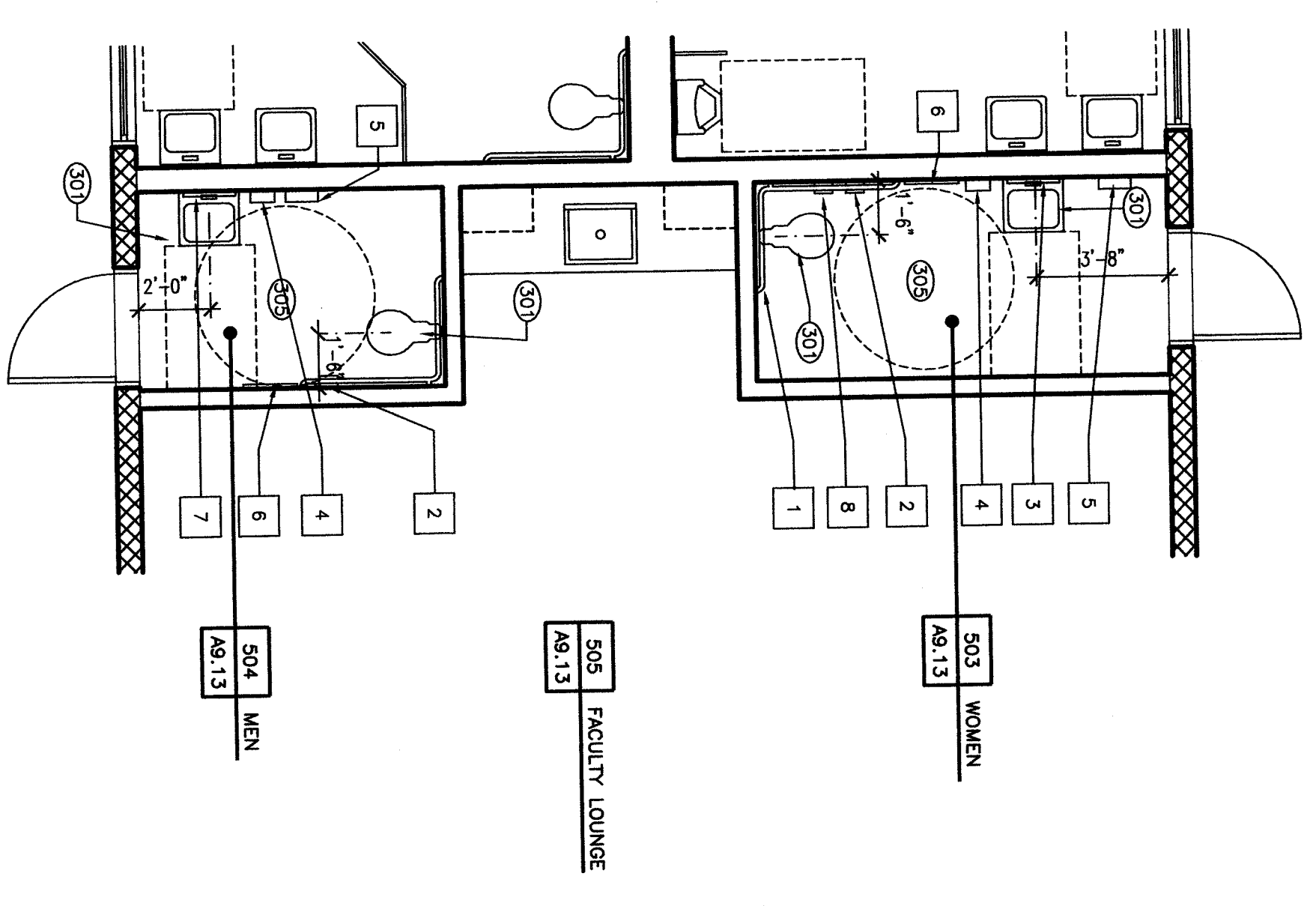
CEILING PLAN

2X6 CEILING JOISTS @ 16" O.C., REFER TO DETAIL 5/A10.03 FOR CONNECTIONS.

3 BUILDING 300

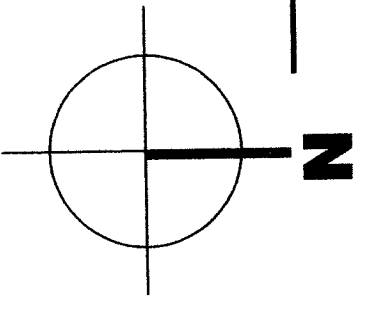


REFERENCE PLAN



FLOOR PLAN

4 BUILDING 500



KEYNOTES

- NOTE: KEYNOTES IN THIS LIST MAY NOT NECESSARILY OCCUR ON THIS SHEET.
- 301 PROVIDE PLUMBING FIXTURE. REFER TO PLUMBING DRAWINGS.
 - 302 PROVIDE WHEELCHAIR LIFT. REFER TO 3/A13.11 FOR DIMENSIONS.
 - 303 REPLACE PARALLEL REFER TO 3/A13.11 FOR DIMENSIONS.
 - 304 PROVIDE DRINKING FOUNTAIN BARRIER RAIL. REFER TO DETAIL 24/A10.02
 - 305 PATCH AND REPAIR CERAMIC TILE TO MATCH (E) ADJACENT WHERE REMODEL OCCURS.
 - 306 REPLACE DOOR, FRAME AND HARDWARE. REFER TO DOOR SCHEDULE.
 - 307 STAGE ACCESS SIGN, REFER TO DETAIL 26/A10.03
 - 308 LIFT SIGN, REFER TO DETAIL 25/A10.03

NOTE: REFER TO SHEET BUILDING FLOOR PLANS FOR GENERAL NOTES. DOOR SYMBOLS, ETC.

ACCESSORY LEGEND

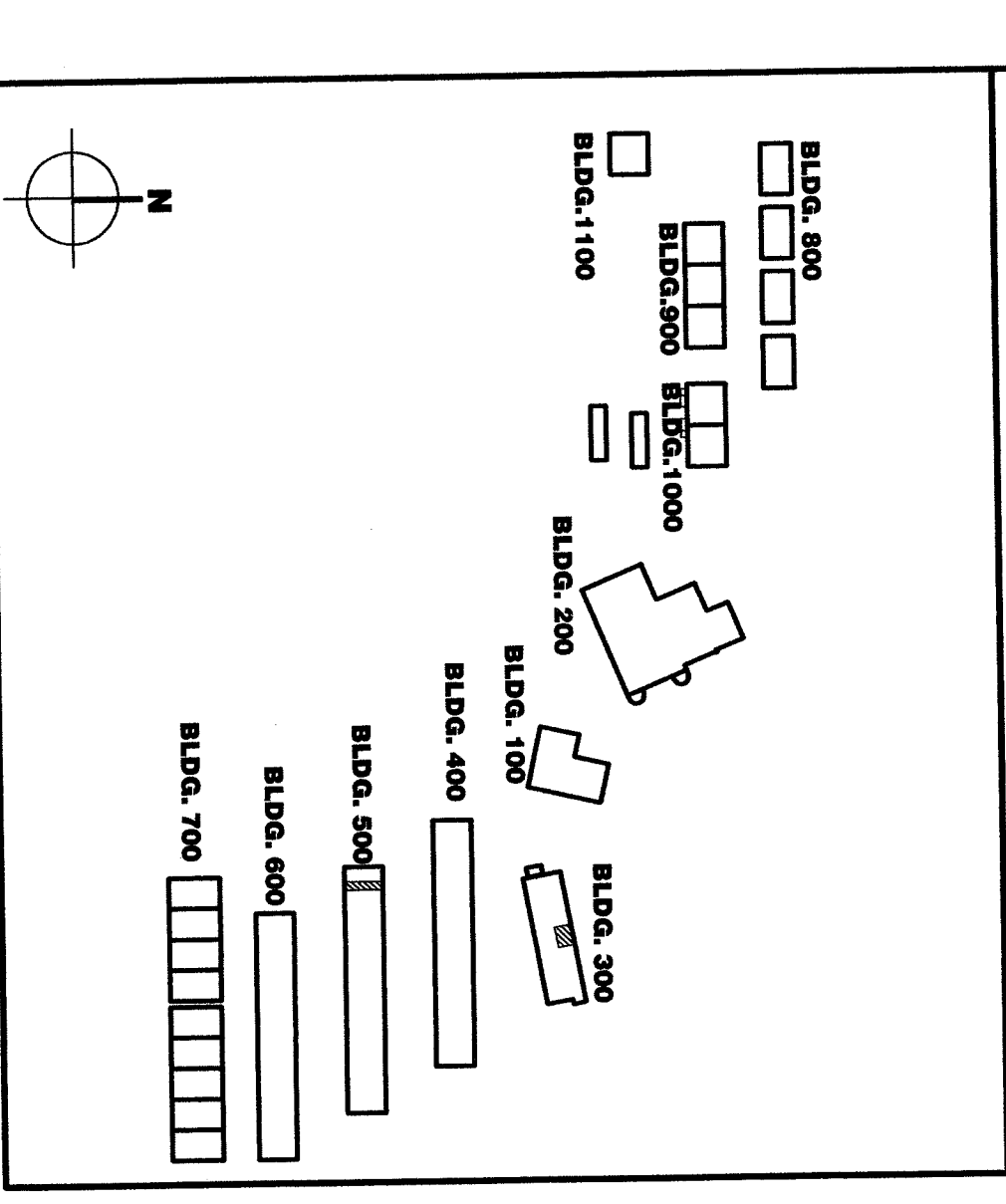
- NOTE: ACCESSORIES IN THIS LIST MAY NOT NECESSARILY OCCUR ON THIS SHEET
- 1 STAINLESS STEEL GRAB BAR, ATTACH PER DETAIL 11/A10.02
 - 2 SEAM-RECESSED TOILET TISSUE DISPENSER
 - 3 STAINLESS STEEL FRAMED MIRROR WITH SHELF.
 - 4 SURFACE MOUNTED LIQUID SOAP DISPENSER.
 - 5 SURFACE MOUNTED PAPER TOWEL DISPENSER.
 - 6 SURFACE MOUNTED TOILET-SEAT COVER DISPENSER.
 - 7 SURFACE MOUNTED FRAMED MIRROR.
 - 8 RECESSED FASHION MIRROR.
 - 9 ELECTRIC HAND DRYER.

NOTE: REFER TO DETAILS 1/A10.02 AND 4/A10.02 FOR MOUNTING HEIGHTS AND LOCATIONS

LEGEND


- NOTE: ALL SYMBOLS AND PATTERNS MAY NOT NECESSARILY OCCUR ON THIS SHEET.
- 9/4 STUD WALL / INFILL
 - WALL SEE KEYNOTES FOR CONSTRUCTION INFORMATION. (REFER TO SHT. 2/A10.01 FOR RECESSED TOILET SEAT COVER 8/A10.03 FOR INFILL OF (E) WALL OPENING).
 - 60-INCH ACCESSIBLE FLOOR SPACE LOCATION
 - 32-INCH X 48-INCH ACCESSIBLE FLOOR SPACE LOCATION
 - SCOPE OF WORK

KEY PLAN



Bakersfield
5500 ring avenue, suite 450, bakersfield, ca 93309
661.836.4300 fax: 661.836.4311

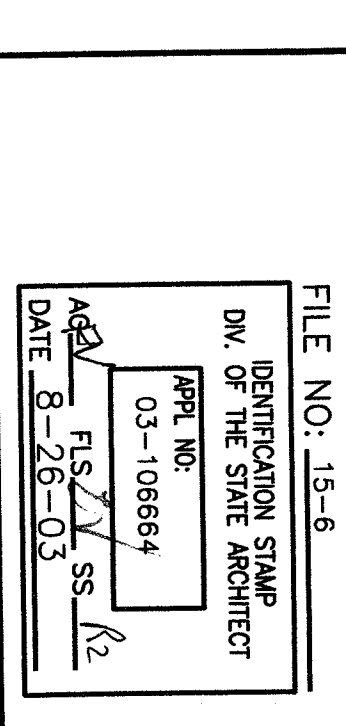
San Jose
2500 meridian ave, suite 200
san jose, ca 95128
408.521.0841
for: 408.527.0844



San Luis Obispo
4115 broad street, suite b-6
san luis obispo, ca 93401
805.564.0004

Oakland
350 frank ogden plaza, suite 300
oakland, ca 94612
510.881.0874
for: 510.881.0874

Principal Architects
c-8180
c-10001
c-18078
c-15132
c-15133
c-15134
c-15135
c-15136
c-15137
c-15138
c-15139
c-15140
c-15141
c-15142
c-15143
c-15144
c-15145
c-15146
c-15147
c-15148
c-15149
c-15150
c-15151
c-15152
c-15153
c-15154
c-15155
c-15156
c-15157
c-15158
c-15159
c-15160
c-15161
c-15162
c-15163
c-15164
c-15165
c-15166
c-15167
c-15168
c-15169
c-15170
c-15171
c-15172
c-15173
c-15174
c-15175
c-15176
c-15177
c-15178
c-15179
c-15180
c-15181
c-15182
c-15183
c-15184
c-15185
c-15186
c-15187
c-15188
c-15189
c-15190
c-15191
c-15192
c-15193
c-15194
c-15195
c-15196
c-15197
c-15198
c-15199
c-15200



MODERNIZATION
FOR
COLONEL HOWARD NICHOLS
SCHOOL
3401 RENEGADE AVE.
BAKERSFIELD, CA. 93306
BAKERSFIELD CITY
SCHOOL DISTRICT

BUILDING 200, 300
BUILDING 500
PARTIAL FLOOR PLAN

Version Date:	Version Name:
Job no. 02-127	
date 8-26-03	
drawn by DCSM	
chk'd by R. TROST	
©copyright 2002	

