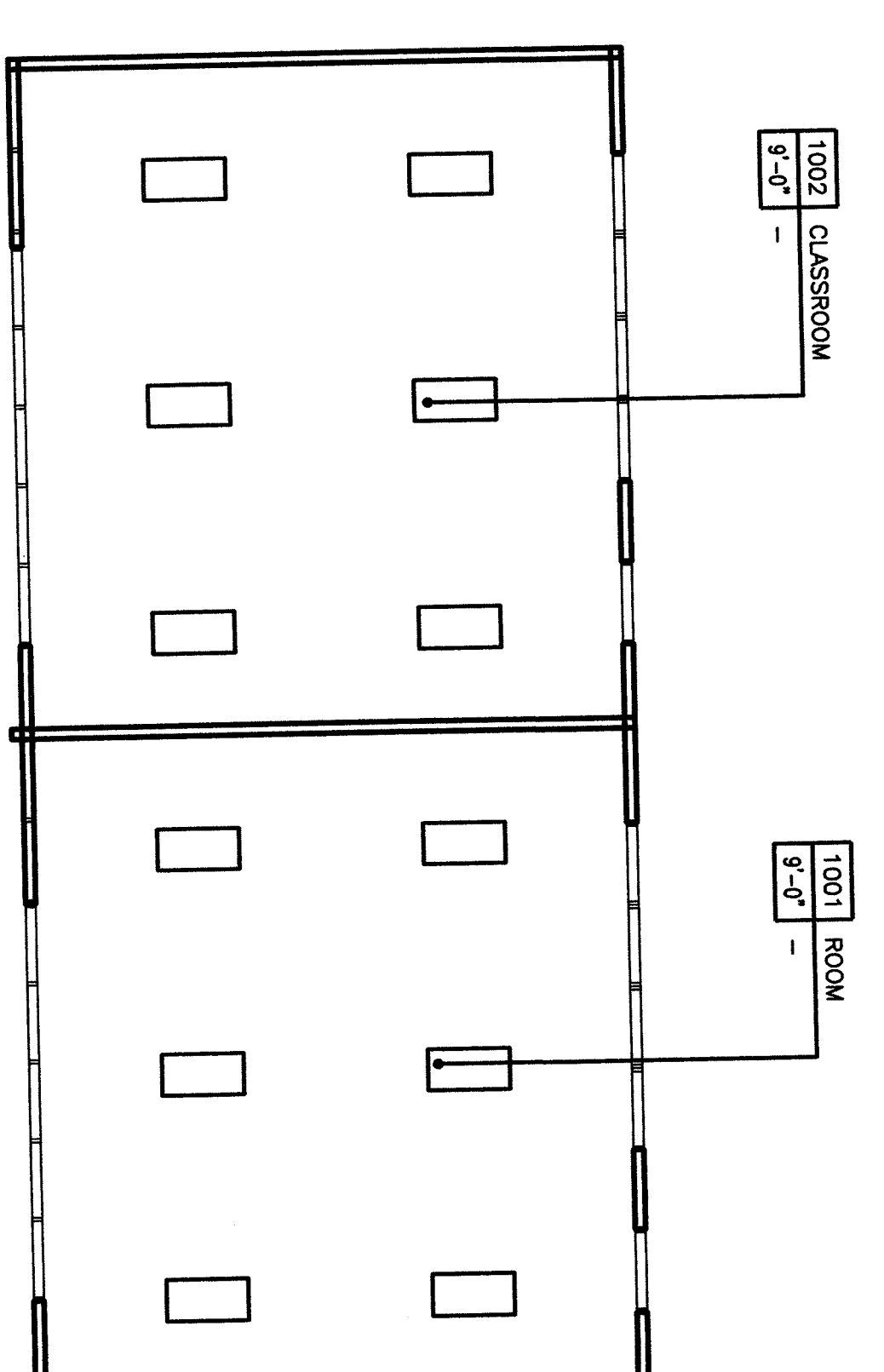
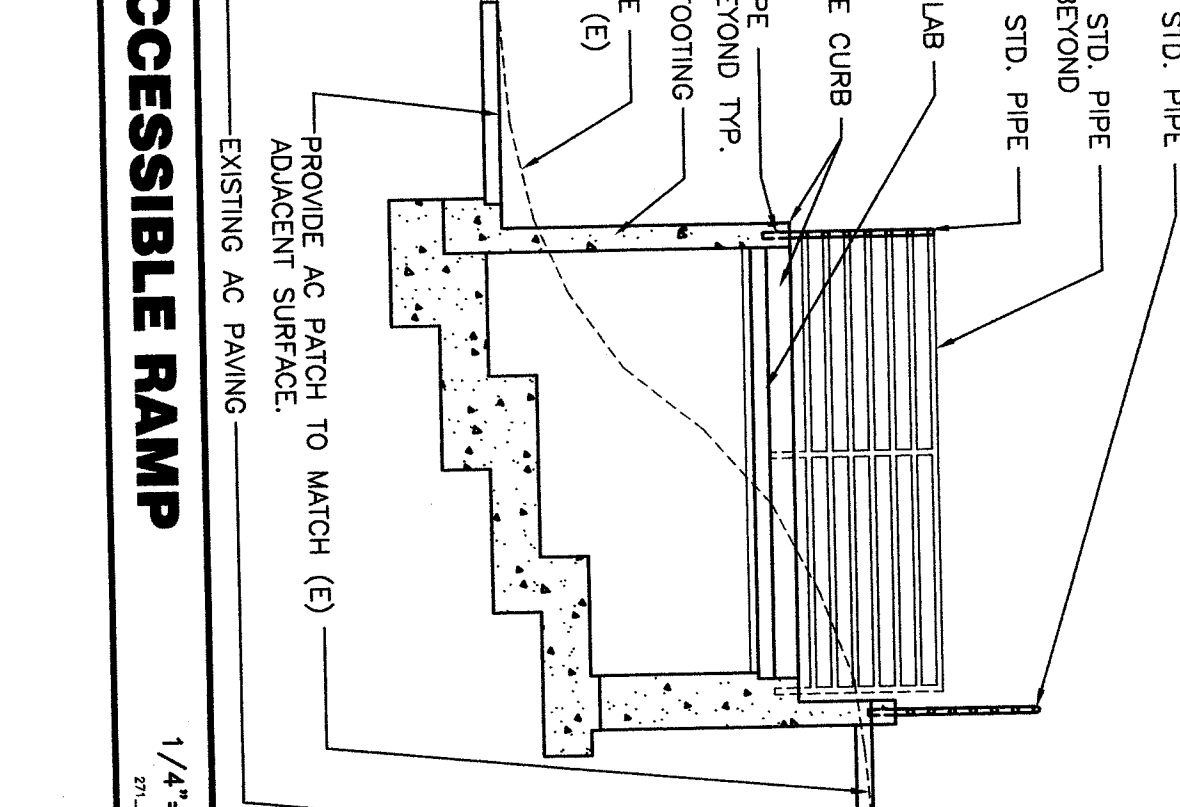
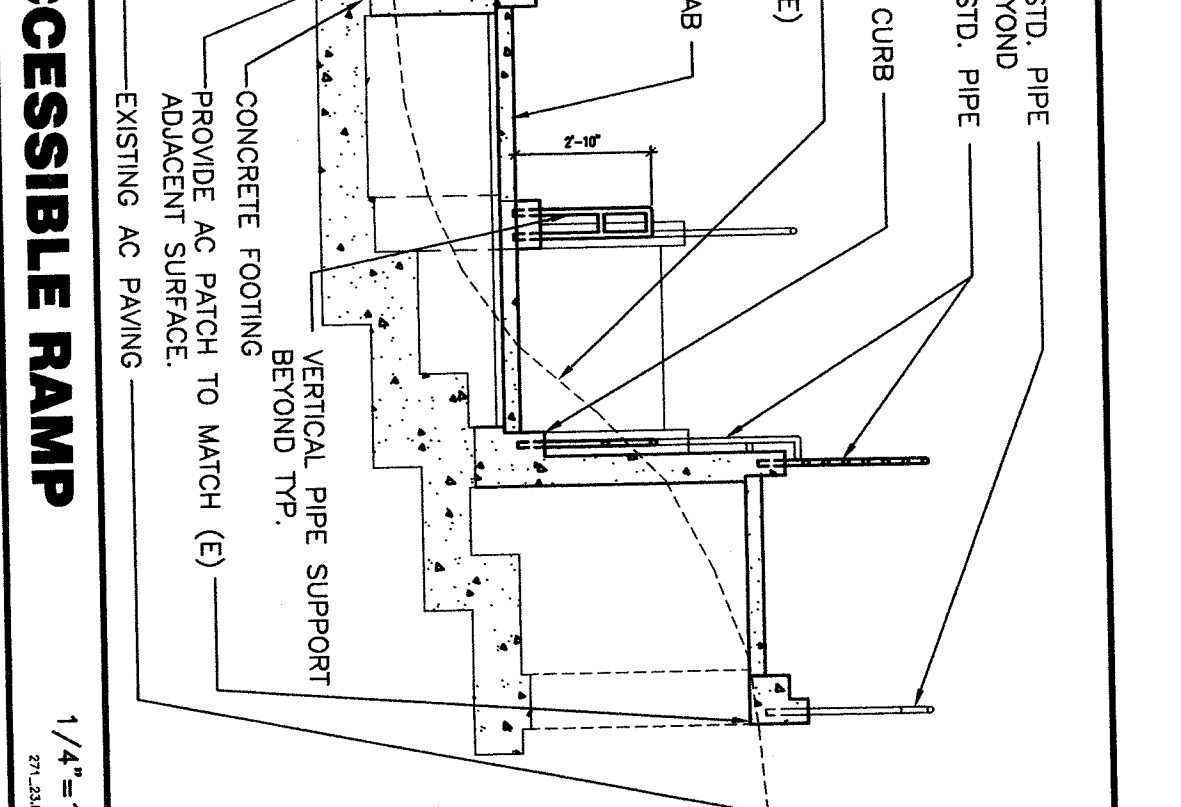
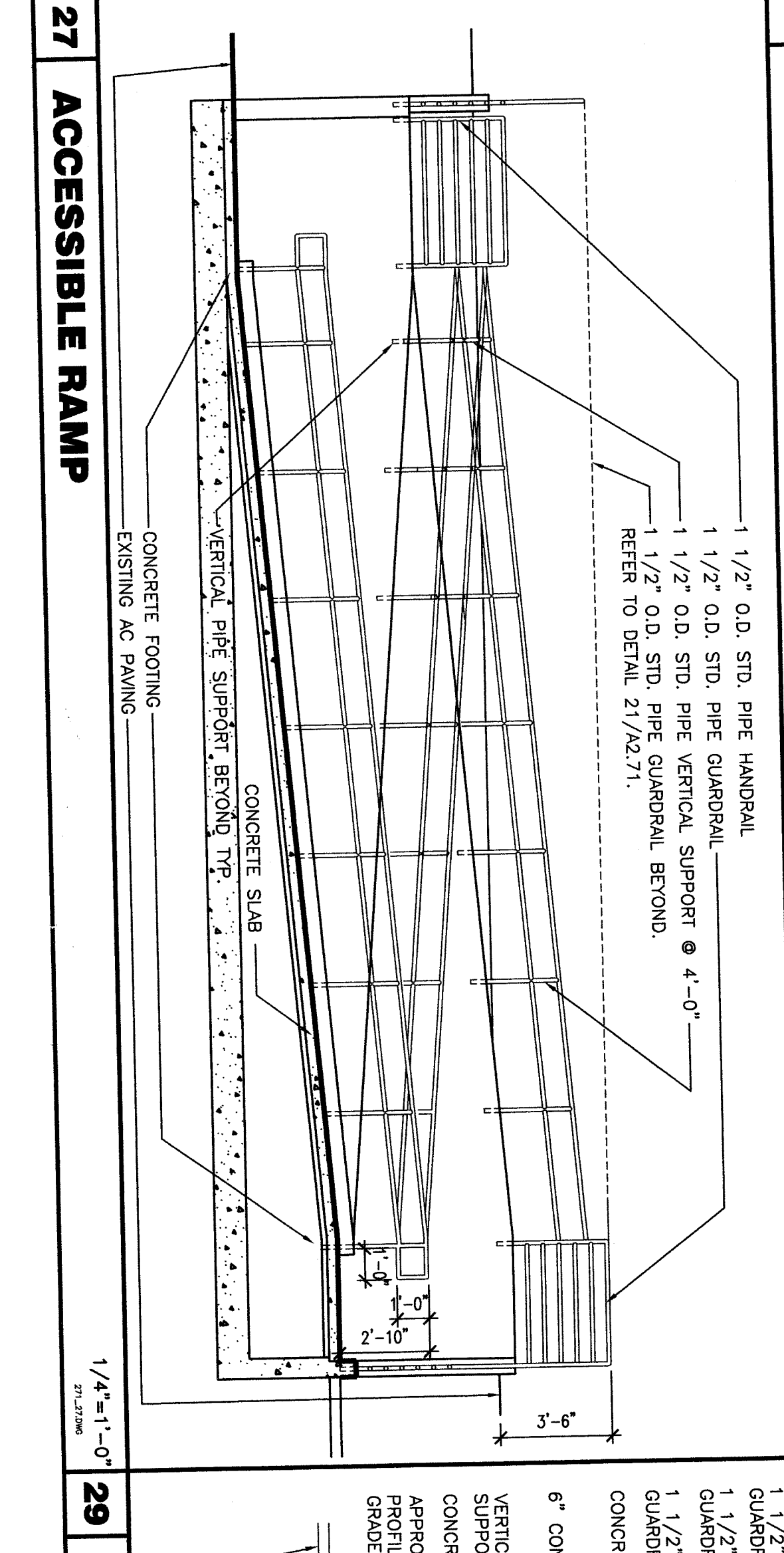
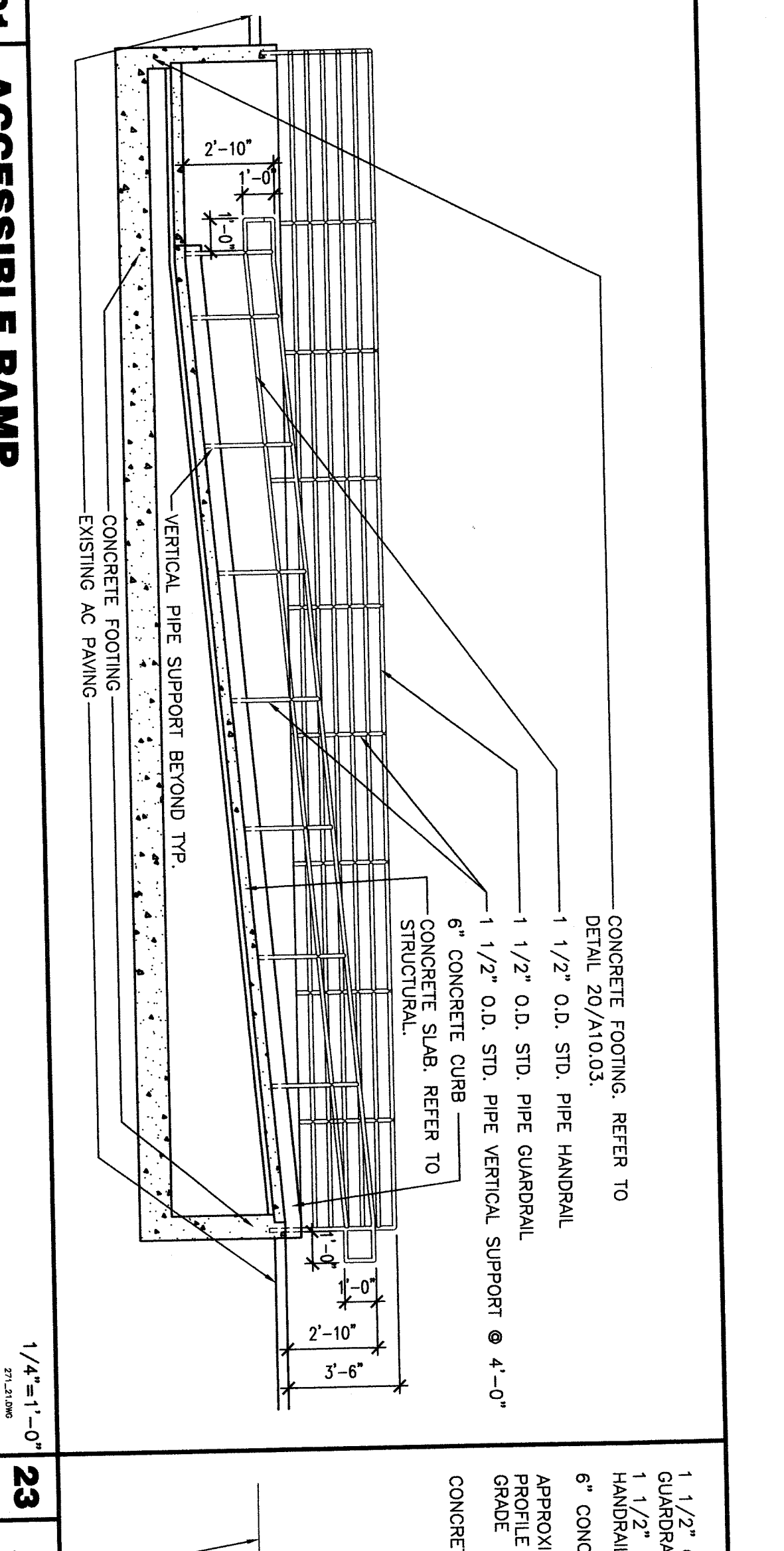


BUILDING 1000 FLOOR PLAN

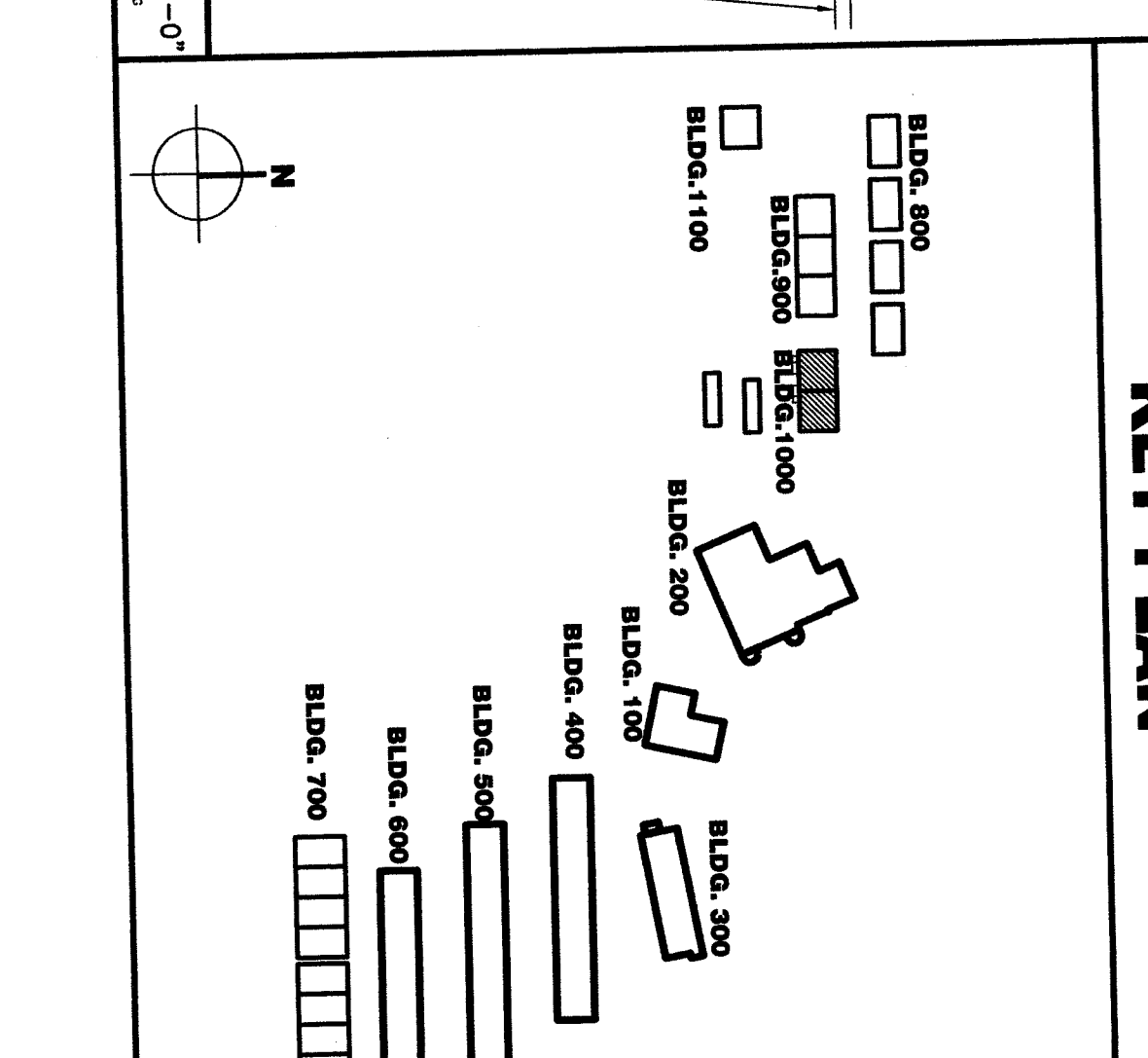
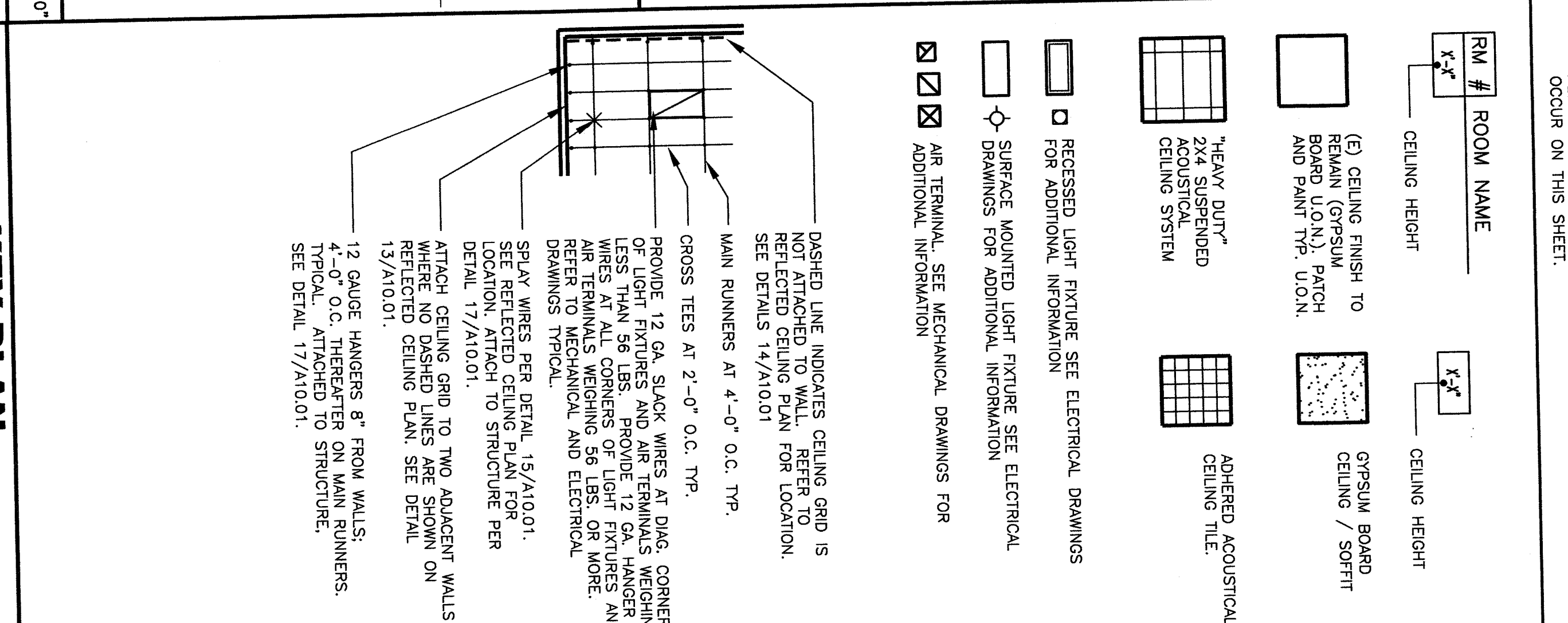


BUILDING 1000 REFLECTED CEILING PLAN



- KEYNOTES**
- NOTE: KEYNOTES IN THIS LIST MAY NOT NECESSARILY OCCUR ON THIS SHEET.
 - 201 PROVIDE PLUMBING FIXTURE. REFER TO PLUMBING DRAWINGS.
 - 202 (E) FINISH TO REMAIN.
 - 203 LINE OF (E) ROOF ABOVE.
 - 204 ELEVATIONS
 - 205 PROVIDE CASEWORK SHOWN HATCHED. REFER TO INTERIOR ELEVATIONS.
 - 206 REMOVE COUNTERTOP SHOWN HATCHED. REFER TO INTERIOR ELEVATIONS.
 - 207 PROVIDE WHEELCHAIR LIFT. REFER TO 1/13.11 FOR DIMENSIONS.
 - 208 PROVIDE WHEELCHAIR LIFT. REFER TO 1/13.11 FOR DIMENSIONS.
 - 209 REFER TO 17/A10.02 FOR DETAIL.
 - 210 (E) CONCRETE RAMP TO REMAIN.
 - 211 REPAIR ALL (E) WINDOWS.
 - 212 REMOVE AND REPLACE EXISTING WITH OBTURATE GLAZING NOT USED.
 - 213 (E) FINE EXTINGUISHER/CABINET TO REMAIN.
 - 214 REMOVE (E) OBSERVATION WINDOW AND REINSTALL THE OPENING. PROVIDE 2" CONTRASTING COLORSTRIP AT TOP AND BOTTOM THROAT.
 - 215 REMOVE (E) OBSERVATION WINDOW AND REINSTALL THE OPENING. PROVIDE 2" CONTRASTING COLORSTRIP AT TOP AND BOTTOM THROAT.
 - 216 REMOVE (E) OBSERVATION WINDOW AND REINSTALL THE OPENING. PROVIDE 2" CONTRASTING COLORSTRIP AT TOP AND BOTTOM THROAT.
 - 217 PROVIDE 2" CONTRASTING COLORSTRIP AT TOP AND BOTTOM THROAT.
 - 218 PROVIDE 2" CONTRASTING COLORSTRIP AT TOP AND BOTTOM THROAT.
 - 219 PROVIDE 2" CONTRASTING COLORSTRIP AT TOP AND BOTTOM THROAT.
 - 220 FINISH TO MATCH (E) CABINET PROVIDE CLOSURE PANEL. W/ DOOR SCHEDULE.
 - 221 DOOR SCHEDULE.

- CEILING LEGEND**
- RM # ROOM NAME
 - CEILING HEIGHT
 - (E) CEILING FINISH TO REMAIN (Gypsum Board Ceiling / Soffit)
 - RESAN (GYPSUM PATCH AND PAINT TYP. U.O.N.)
 - "NEW" DIRT 2x4 SUSPENDED ACOUSTICAL CEILING SYSTEM
 - ADHERED ACOUSTICAL CEILING TILE
 - RECESSED LIGHT FIXTURE SEE ELECTRICAL DRAWINGS FOR ADDITIONAL INFORMATION
 - SURFACE MOUNTED LIGHT FIXTURE SEE ELECTRICAL DRAWINGS FOR ADDITIONAL INFORMATION
 - AIR TERMINAL. SEE MECHANICAL DRAWINGS FOR ADDITIONAL INFORMATION



bfgc
Architecture

Bakersfield
5500 Ming Avenue, Suite 450, Bakersfield, CA 93309
805.336.5300

San Jose
1500 North First Street, Suite 200
San Jose, California 95113
408.523.0041
408.523.0044

San Luis Obispo
4115 Broad Street, Suite B-6
San Luis Obispo, CA 93401
805.344.0004

Oakland
300 Park Square Plaza, Suite 300
Oakland, California 94612
510.881.0570

Principal Architects
John A. Bowersfield, C-1819
John A. Bowersfield, C-1819
John A. Bowersfield, C-1819
John A. Bowersfield, C-1819
John A. Bowersfield, C-1819

MODERNIZATION
FOR
COLONEL HOWARD NICHOLS
SCHOOL
3401 RENEGADE AVE.
BAKERSFIELD, CA. 93306

BAKERSFIELD CITY
SCHOOL DISTRICT

BUILDING 1000
FLOOR PLAN AND
REFLECTED CEILING
PLAN

Version Date: 02-12-17
Job No.: 8-25-03
Drawn By: DESM
Checked By: R. TROST
Copyright: 2002

FILE NO.: 15-6
DRAWING TITLE: MODERNIZATION
DATE: 8-25-03

2.771