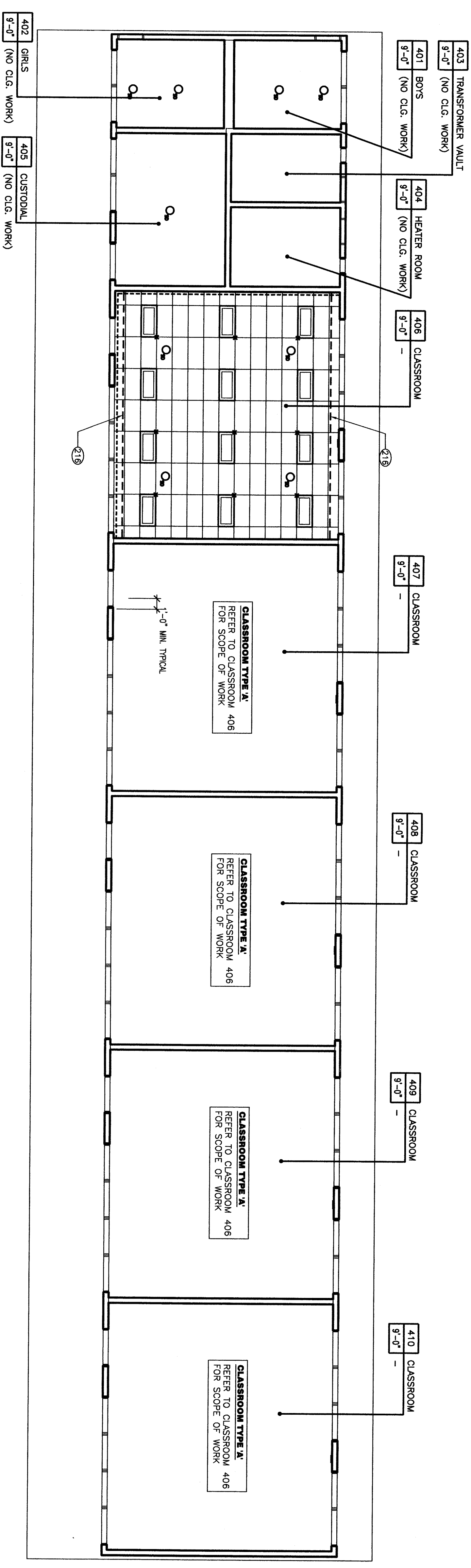
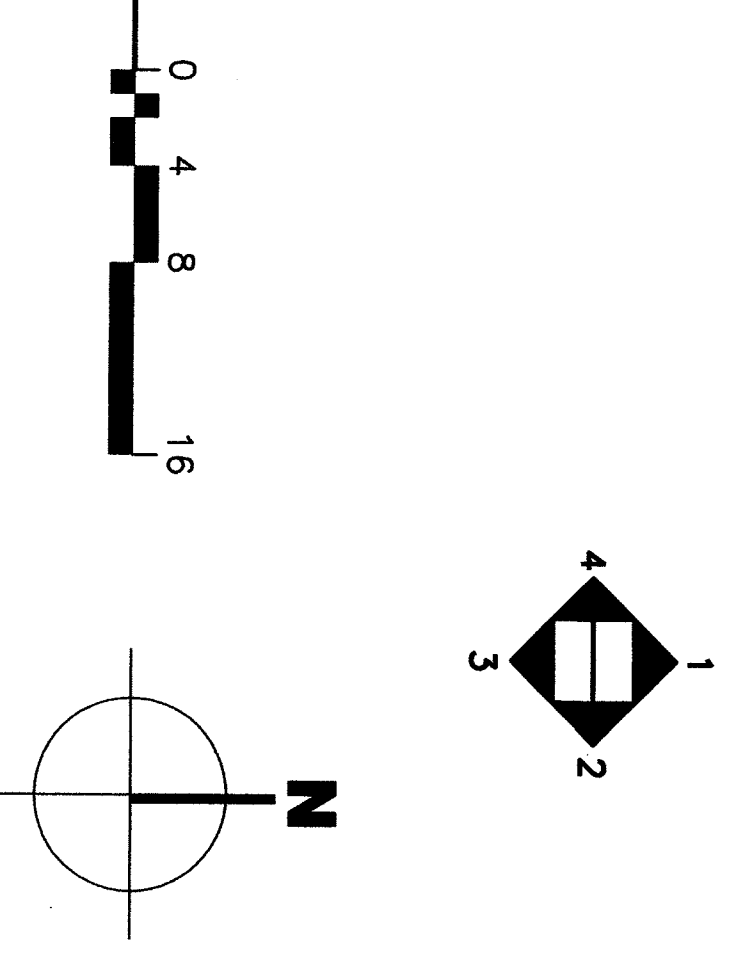
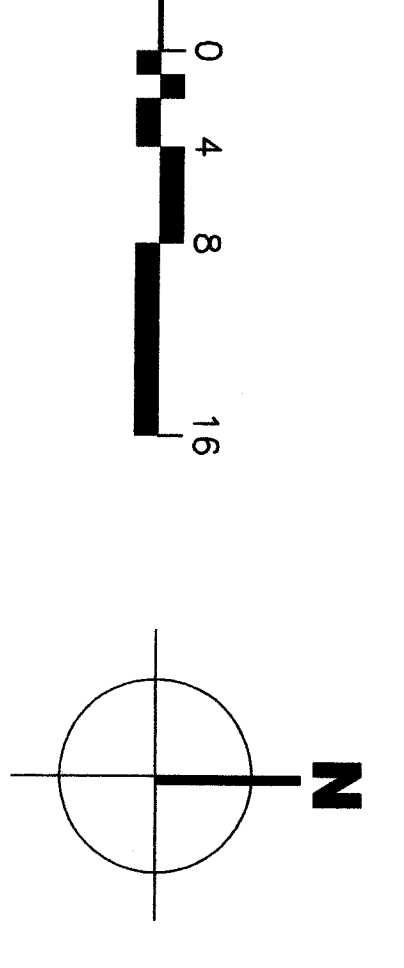


BUILDING 400 FLOOR PLAN



BUILDING 400 REFLECTED CEILING PLAN

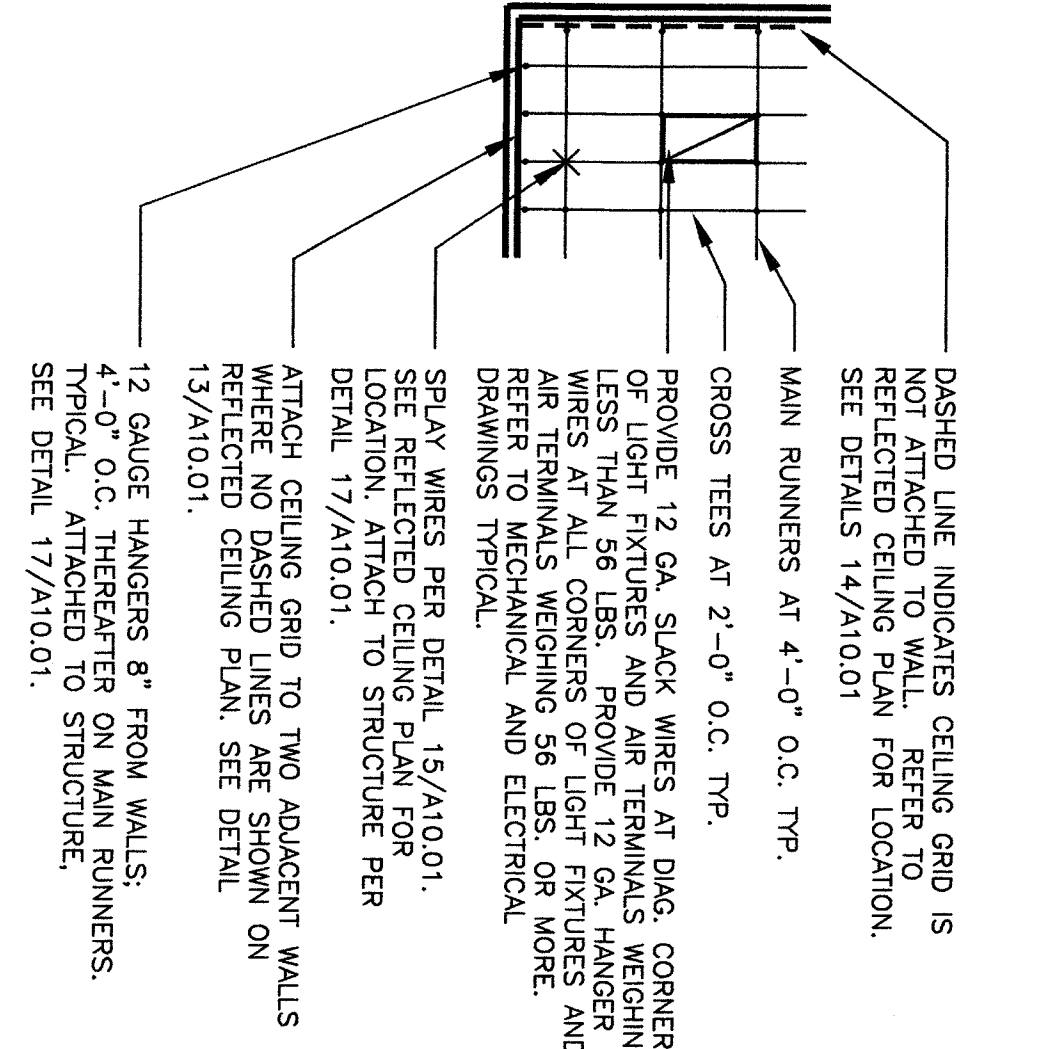


KEYNOTES

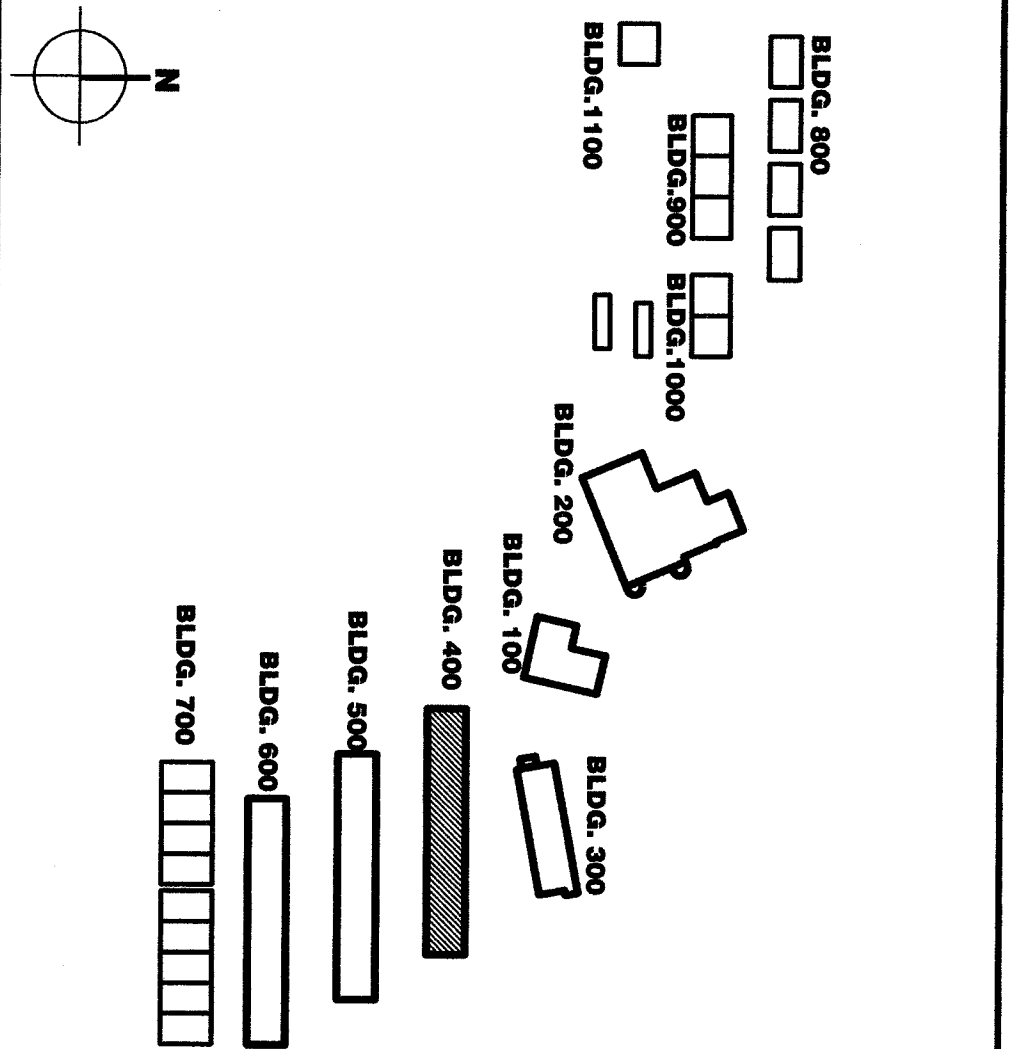
- NOTE: KEYNOTES IN THIS LIST MAY NOT NECESSARILY OCCUR ON THIS SHEET.
- 201 PROVIDE PLUMBING FIXTURE. REFER TO PLUMBING DRAWINGS
 - 202 (E) FENCE TO REMAIN.
 - 203 LINE OF (E) ROOF ABOVE.
 - 204 REMOVE PORTION OF (E) CASWORK. REFER TO INTERIOR ELEVATIONS.
 - 205 PROVIDE CASWORK SHOWN HATCHED. REFER TO INTERIOR ELEVATIONS.
 - 206 REMOVE COUNTERTOPS SHOWN HATCHED. REFER TO INTERIOR ELEVATIONS.
 - 207 PROVIDE COUNTERTOP SHOWN HATCHED.
 - 208 REPLACE WHEELCHAIR LIFT.
 - 209 REPLACE HANDRAIL REFER TO 1/3,311 FOR DIMENSIONS. REFER TO 17/A10.02 FOR DETAIL.
 - 210 (E) CONCRETE RAMP TO REMAIN
 - 211 REPAIR AND REPLACE EXISTING WITH OSGUSSER GLAZING
 - 212 REMOVE ALL (E) WINDOWS.
 - 213 (E) FINE EXTINGUISHER/CABINET TO REMAIN.
 - 214 (E) FINE EXTINGUISHER/CABINET TO REMAIN.
 - 215 PATCH & REPAIR TO MATCH EXISTING ADJACENT WALL.
 - 216 REMOVE AND REPLACE (E) DRAPERY TRACK.
 - 217 REFER TO DET. 23/A10.01
 - 218 PROVIDE 2" COMPRESSING CLOSURE AT TOP AND BOTTOM TREAD
 - 219 REMOVE 2" x 4" CABINET PROVIDE CLOSURE PANEL W/ REMOVE AND REPLACE DOOR, FRAME AND HARDWARE. REFER TO DOOR SCHEDULE.
 - 220 REMOVE AND REPLACE DOOR, FRAME AND HARDWARE. REFER TO DOOR SCHEDULE.
 - 221

CEILING LEGEND

- NOTE: ALL ITEMS INDICATED ON THIS LIST MAY NOT NECESSARILY OCCUR ON THIS SHEET.
- | | |
|--|---|
| RM # ROOM NAME | CEILING HEIGHT |
| (E) CEILING FINISH TO BOARD U.O.N., PATCH AND PAINT TYP. U.O.N. | GYPSUM BOARD CEILING / SPLIT |
| *HEAVY DUTY* 2"x4" SUSPENDED CEILING SYSTEM | ADHERED ACOUSTICAL CEILING TILE. |
| <input type="checkbox"/> RECESSED LIGHT FIXTURE SEE ELECTRICAL DRAWINGS FOR ADDITIONAL INFORMATION | <input type="checkbox"/> SURFACE MOUNTED LIGHT FIXTURE SEE ELECTRICAL DRAWINGS FOR ADDITIONAL INFORMATION |
| <input checked="" type="checkbox"/> AIR TERMINAL. SEE MECHANICAL DRAWINGS FOR ADDITIONAL INFORMATION | |




KEY PLAN



Bakersfield
5500 Ming Avenue, Suite 450, Bakersfield, CA 93309
661.836.4300 fax 661.836.4311

San Jose
150 Main Street, Suite 200
San Jose, CA 95101
408.872.0841 fax 408.872.0844



San Luis Obispo
4115 Iron Street, Suite 3-5
San Luis Obispo, CA 93401
805.544.0033 fax 805.544.0034

Oakland
350 Frank Ogawa Plaza, Suite 300
Oakland, California 94612
510.881.0874 fax 510.881.0874

Principal Architects
1000 Broadway, Suite 200
San Francisco, CA 94133
415.774.1100 fax 415.774.1101
www.principalarch.com

MODERNIZATION
FOR
COLONEL HOWARD NICHOLS SCHOOL
3401 RENEGADE AVE.
BAKERSFIELD, CA. 93306
BAKERSFIELD CITY SCHOOL DISTRICT

FILE NO.: 15-B
DW: GENERATION STAMP
DATE: 8-26-03
DW: THE SHINE ARCHITECT
CPT: 03-106664
DATE: 8-26-03

BUILDING 400 FLOOR PLAN AND REFLECTED CEILING PLAN

Version Date: 02-127
Job no.: 8-26-03
date: DESAI
drawn by: R. THOST
chk'd by: 2002

Version Date: 2.41