



**Bakersfield**  
5500 ming, owners, suite 450, Bakersfield, ca 93309  
861.358.4300 fax 861.358.4311

**San Jose**  
200 south main, suite 300  
san jose, california 95113  
408.242.0844  
for 408.242.0844

**San Luis Obispo**  
4115 bond street, suite 10-5  
san luis obispo, ca 93401  
805.544.2504  
for 805.544.2504

**Oakland**  
350 frank ogene plaza, suite 300  
oakland, california 94612  
510.881.0870  
for 510.881.0874

**Principal Architects**  
diane b. gabel, d.a., c-1312  
mark m. hogan, d.a., c-2014  
david l. mack, d.a., c-18279  
milton f. tisdale, d.a., c-8702  
for 510.881.0874



rev. no.	rev. date	revision
1		
2		
3		
4		
5-17-07		OWNER REVISION

FILE NO.: 15-B  
OWNER: COLONEL HOWARD NICHOLS SCHOOL  
DATE: 8-28-03  
AC: F.S.-03 SS: 03-109664  
REVISED 8/28/03

**MODERNIZATION**  
FOR  
**COLONEL HOWARD NICHOLS SCHOOL**  
3401 RENEGADE AVE.  
BAKERSFIELD, CA. 93306  
BAKERSFIELD CITY SCHOOL DISTRICT

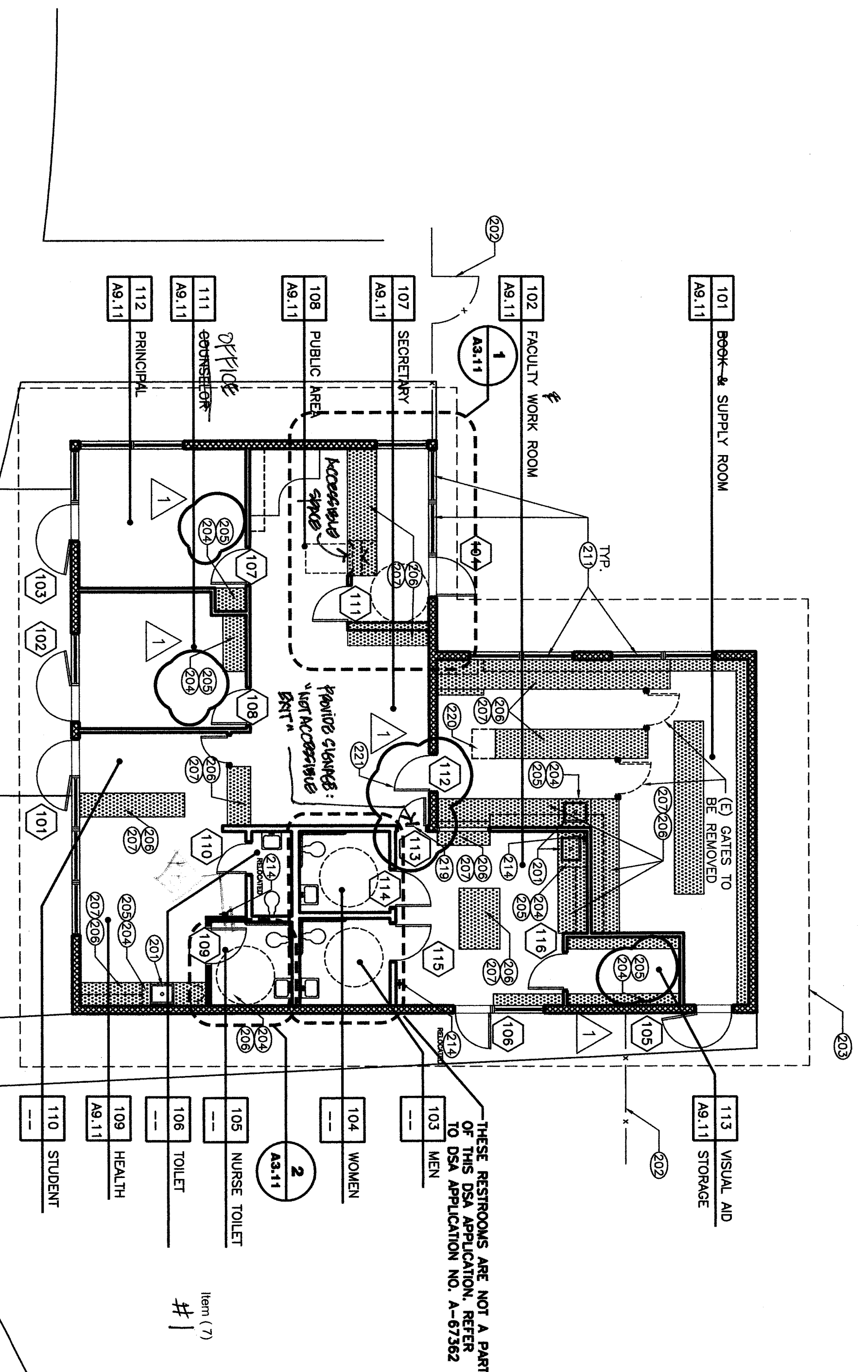
**BUILDING 100 FLOOR PLAN**

Version Date:	Version Date:
job no. 02-127	
date 8-28-03	
drawn by DESAI	
chk'd by R. TROST	
Copyright 2002	

**KEYNOTES**

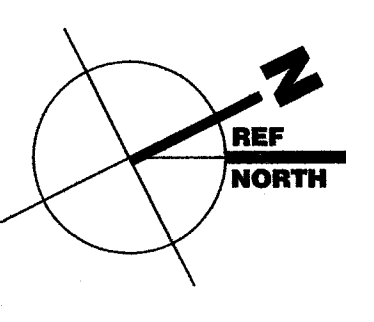
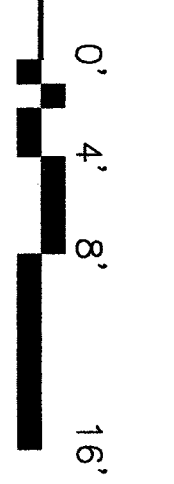
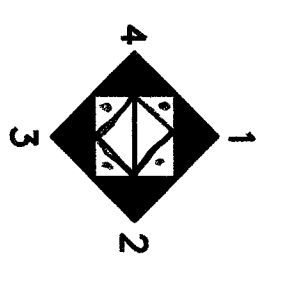
NOTE: KEYNOTES IN THIS LIST MAY NOT NECESSARILY OCCUR ON THIS SHEET.

- PROVIDE PLUMBING FIXTURE. REFER TO PLUMBING DRAWINGS.
- (E) FENCE TO REMAIN.
- LINE OF (E) ROOF ABOVE.
- REMOVE PORTION OF (E) CASEWORK. REFER TO INTERIOR ELEVATIONS.
- PROVIDE CASEWORK SHOWN HATCHED. REFER TO INTERIOR ELEVATIONS.
- REMOVE CASEWORK SHOWN HATCHED. REFER TO INTERIOR ELEVATIONS.
- PROVIDE COUNTERTOP SHOWN HATCHED.
- REPLACE WHEELCHAIR LIFT.
- REPLACE HANDRAIL. REFER TO 3/A.1.1 FOR DIMENSIONS. REFER TO 17/A10.02 FOR DETAIL.
- (E) CONCRETE RAMP TO REMAIN
- REPAINT ALL (E) WINDOWS.
- REMOVE AND REPLACE EXISTING WITH OBTURATE GLAZING
- NOT USED
- (E) FIRE EXTINGUISHER/CABINET TO REMAIN.
- REMOVE (E) OBSERVATION WINDOW AND INFILL. THE OPENINGS, REMOVE INFILL TO MATCH THE ADJACENT WALL.
- REMOVE 2" COMPARTING COLGROUPE AT TOP AND BOTTOM TREAD
- PROVIDE 2" COMPARTING COLGROUPE AT EACH TREAD
- REMOVE SIGN TO READ "NOT AN ACCESSIBLE EXIT ABOVE DOOR"
- REMOVE 2'-0" OF (E) CABINET. PROVIDE CLOSURE PANEL W/ REMOVE AND REPAIR OF DOOR, FRAME AND HARDWARE. REFER TO DOOR SCHEDULE.
- 221



Item (4)  
#4  
Refer to Architectural Drawings, Sheet A2.11 - Building 100 Floor Plan;  
DELETED equipment of existing front counters, including Door 111 (Kerolan, 208 & 207) and Detail 1/A3.1 in Public Area (108). This casework has been replaced by the District with modular furniture.

Item (7)  
#1  
Refer to Architectural Drawings, Sheets A2.11 and A3.11 - Building 100 Floor Plan;  
CLARIFY wall type for Toilet (105) as 'Wall Type 99' (similar with gypsum board one side and the other @ 5'3").



**LEGEND**

NOTE: ALL SYMBOLS AND PATTERNS MAY NOT NECESSARILY OCCUR ON THIS SHEET.

- 2X STUD WALL / INFILL WALL. SEE KEYNOTES FOR CONSTRUCTION INFORMATION. (REFER TO SHT. A10.01 FOR WALL TYPES EXISTING WALL OPENINGS)
- 60-INCH ACCESSIBLE FLOOR SPACE LOCATION
- 36-INCH X 48-INCH ACCESSIBLE FLOOR SPACE LOCATION
- SCOPE OF WORK

**KEY PLAN**

**BUILDING 100 FLOOR PLAN**